


# Crime In Nevada 2013



This page is left intentionally blank.



# Uniform Crime Reporting

## 2013 Report



This page is left intentionally blank.





**STATE OF NEVADA**  
**DEPARTMENT OF PUBLIC SAFETY**

**Brian Sandoval, Governor**

James M. Wright, Director  
Department of Public Safety

Julie Butler, Division Administrator  
General Services Division

Susan Coyote, NCJIS Program Specialist  
General Services Division



This page is left intentionally blank.



Director James M. Wright

**VISION:** To be the premiere public safety agency and provide advanced law enforcement services to the citizens of Nevada. To support and empower DPS employees by encouraging diversity in the workforce, results oriented service, productivity and meaningful career growth.

The DPS is committed to achieving the highest standards of excellence through the use of comprehensive training programs, progressive technology, federal, state and local government partnerships with interagency cooperation to ensure the safety of all citizens and visitors in Nevada.

**MISSION STATEMENT:** In partnership with the people of Nevada, the Department of Public Safety provides services in support of protecting our citizens and visitors by promoting safer communities through prevention, preparedness, response, recovery, education, and enforcement.

This page is left intentionally blank.

**Brian Sandoval**  
Governor



**James M. Wright**  
Director

**Julie Butler**  
Division Administrator

## General Services Division

333 West Nye Lane, Suite 100  
Carson City, Nevada 89706  
Telephone (775) 684-6262 – Fax (775) 684-6265  
[www.nvrepository.state.nv.us](http://www.nvrepository.state.nv.us)

## FORWARD

With great pride the Nevada Department of Public Safety, General Services Division's Uniform Crime Reporting Program presents the twentieth annual report of *Crime in Nevada 2013*.

Without the efforts of Nevada's law enforcement agencies this publication would not be possible. We would like to extend our sincere thanks and appreciation to each agency for their dedication and commitment in providing accurate and timely crime statistics to the state Uniform Crime Reporting Program.

If we can be of assistance, please contact the Uniform Crime Reporting Program at 775-684-6262 or email [ucr@dps.state.nv.us](mailto:ucr@dps.state.nv.us).

This publication is available online at:  
[http://nvrepository.state.nv.us/ucr\\_nav.shtml](http://nvrepository.state.nv.us/ucr_nav.shtml)

Respectfully,

Julie Butler  
Division Administrator



This page is left intentionally blank.



The success of the Nevada Uniform Crime Reporting Program hinges on the complete, accurate and timely participation of all of Nevada's law enforcement agencies. The program was established with the support of criminal justice and law enforcement agencies statewide in July of 1991 (NRS 179A.078).

Although responsibility for actual development and execution of the program was vested in the Nevada Department of Public Safety, the individuals at the municipal, county and state levels who submit the raw data are the entities ultimately critical to its viability. Accordingly, we recognize the following dedicated people.

**Inez Dunmire**

Boulder City Police Department

**Karen Carr**

Carlin Police Department

**Becky Neep**

Carson City Sheriff's Office

**LaRonda Atchison**

Churchill County Sheriff's Office

**Wendy Burgess**

Clark County School District PD

**Karis Drake**

Douglas County Sheriff's Office

**Armida Marin**

Elko County Sheriff's Office

**Shelby Smith**

Elko Police Department

**Vera Boyer**

Esmeralda County Sheriff's Office

**Louise Wright**

Eureka County Sheriff's Office

**Beverly Swirczek**

Fallon Police Department

**Hillary Velado**

Henderson Police Department

**Darlene Thon**

Humboldt County Sheriff's Office

**Undersheriff Robert Quick**

Lander County Sheriff's Office

**W. Neal Carter**

Las Vegas Fire & Rescue

**Rosie Watson**

Las Vegas Metropolitan PD

**John Stever**

Lincoln County Sheriff's Office

**Kristine Beck**

Lovelock Police Department

**Shelly Bristol**

Lyon County Sheriff's Office

**Clarissa Larsen**

Mesquite Police Department

**Ginny Clementi**

Nevada Investigation Division

**Brittany Burtner**

NHP – Region I

**Debbie Wenzel**

NHP – Region II

**Lt. Fred Wurster**

NHP – Region III

**Liz Cheng**

North Las Vegas Police Department

**Grace Dugan**

Nye County Sheriff's Office

**Sheila Reitz**

Pershing County Sheriff's Office

**Vikki Welding**

Reno Police Department

**Teresa Wiley**

Sparks Police Department

**Melissa Field**

Storey County Sheriff's Office

**Kaylene Brady**

TMCC Police Department

**James Morrow**

UNLV Police Department

**Angelica Borrayo**

UNR Police Department

**Julie Kemp**

Washoe County School District PD

**Tanya Armstrong**

Washoe County Sheriff's Office

**Toni Corona**

West Wendover Police Department

**Capt. Scott Henroid**

White Pine County Sheriff's Office

**Denise Arguello**

Winnemucca Police Department

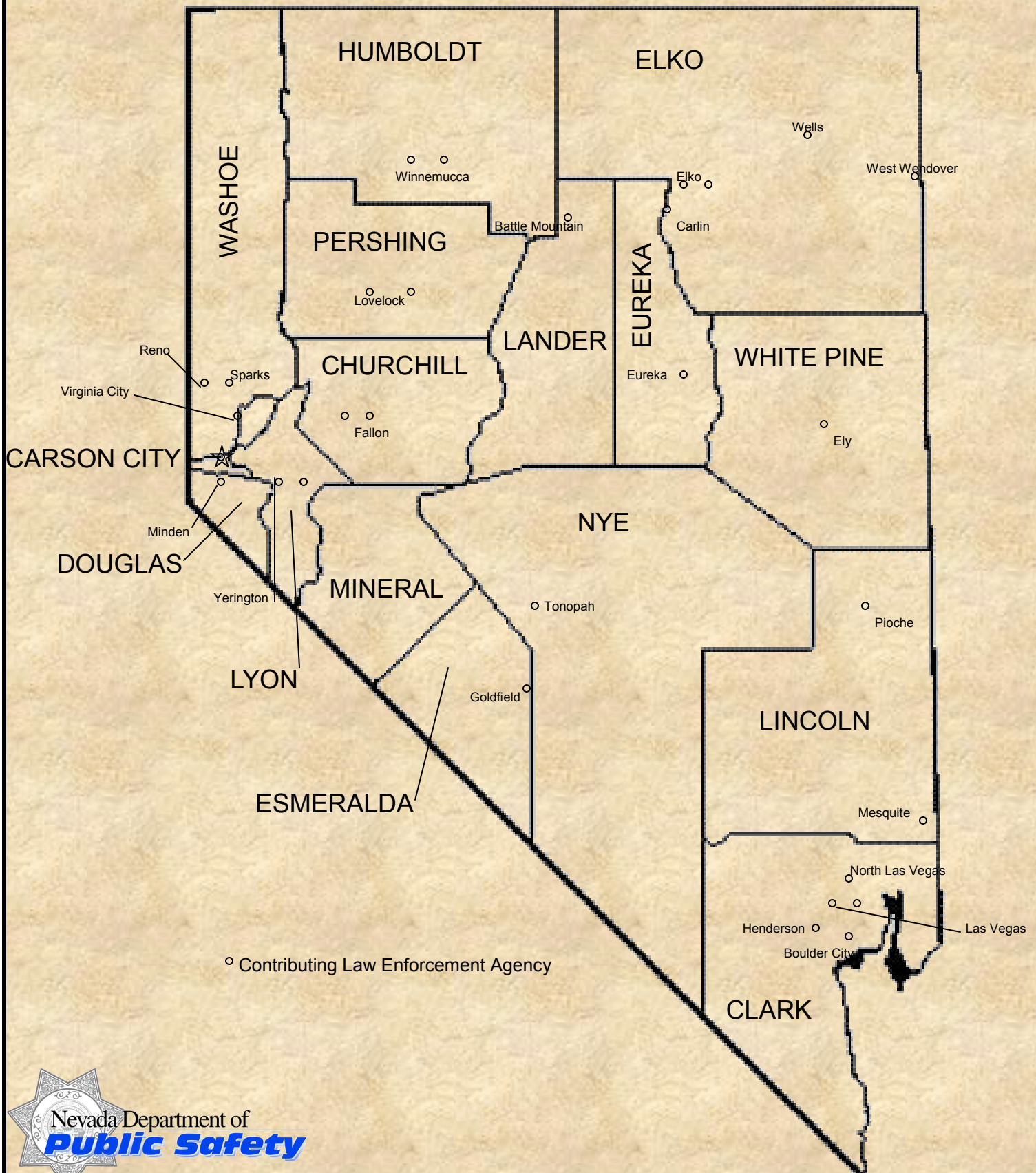
**Helen Sturtevant**

Yerington Police Department

*Thank you all!*

This page is left intentionally blank.

# NEVADA COUNTIES



This page is left intentionally blank.





The Sixty-Sixth Session of the 1991 Nevada Legislature created the Uniform Crime Reporting Program within the Central Repository.

**NRS 179A.078**

**Uniform program for reporting crimes; advisory committee to assist in establishing and carrying out program.**

**NRS 179A.078** Uniform Program for Reporting Crimes:

Establishment and purpose:

The Director of the Department shall establish within the Central Repository a Uniform Program for Reporting Crimes that is designed to collect statistical data relating to crime or delinquency of children and to facilitate the collection and analysis of statistical data relating to crime at a central location.

(Added to NRS by 1991, 824; A 1993, 362; 1997, 454; 2005, 903)

## TABLE OF CONTENTS

Classification of Offenses .....	19
Calculation of Rates .....	26
Introduction .....	27
Crime Factors .....	27
Potential Uses of UCR Data.....	28
Reporting Procedure .....	29
Hierarchy Rule .....	31
Verification Procedure.....	31
Policy, Release of UCR Statistical Information .....	32
Profile, State of Nevada .....	33
Nevada Crime Clock .....	35
Crime in Nevada - Highlights .....	36
Nevada Index Crimes .....	41
Nevada Statewide Index Crimes.....	42
Statewide Index Crimes/Clearances .....	45
Total Index Crimes in Nevada, 2004-2013.....	47
Total Index Crimes and Clearances by County and Month .....	48
Annual Crimes/Clearances Summary .....	49
Comparison of Crimes/Clearances .....	51
Index Crimes: Violent.....	54
Property .....	55
Murder .....	57
Rape .....	63
Robbery .....	69
Aggravated Assault.....	75
Burglary.....	81
Larceny-Theft.....	87
Motor Vehicle Theft.....	93
Arson .....	99
Clearance Rates .....	105
Arrest Data.....	111
Hate Crimes .....	185
Arrest Data - Drug & Liquor Violations .....	191
Stolen and Recovered Property Values .....	147
Enforcement Personnel Employment Data .....	207
Enforcement Personnel Assaults .....	211
Domestic Violence.....	213
Protection Orders.....	236
Crimes Committed Against Older Persons.....	245

# CLASSIFICATION OF OFFENSES



Nevada became the 36th state on October 31, 1864, prompting the state mottos “All for our country” and “The Battle Born State”.



The ecology of Nevada ranges from the Sierra Nevada Mountains and Lake Tahoe in the west to the Great Basin Desert in the east.



This page is left intentionally blank.

# CLASSIFICATION OF OFFENSES

---

Uniformity in reporting under the Nevada Uniform Crime Reporting System is based on the proper classification of offenses reported to or known by the police. The adoption of the National System of Uniform Crime Reporting included the utilization of the offense classifications of that system. Law enforcement in this State has made accurate application of those classifications in the reports submitted to the Nevada Uniform Crime Reporting Program. In view of the need for compatibility with the National System, "offenses" under the program are not distinguished by designation of "misdemeanors", "felonies" or violations of municipal ordinances. The explanations of offense classifications may vary slightly from language used by those familiar with Nevada State Law. However, the major categories of offense classification remain the same between the national and state level.

## PART I OFFENSES

Offense data consists of information that has been extracted from reports of Part I crimes that have come to the attention of Nevada Law Enforcement Agencies. In general, Part I crimes are usually reported to law enforcement agencies. Part I crimes are comprised of the following offenses.

### 1. HOMICIDE

1a. Murder and Non-Negligent Manslaughter - *The unlawful killing of a human being.*

General Rule - Any death due to a fight, quarrel, argument, assault or commission of a crime.

1b. Manslaughter by Negligence - *The unlawful killing of a human being, by another, through gross negligence.*

General Rule - The killing may result from the commission of an unlawful act or from a lawful act performed with gross negligence.

### 2. RAPE

**Note:** In 2011, the FBI UCR Program revised the definition of Rape for reporting purposes. As the offense is now defined, it is possible to report males and females as rape victims. Through the end of 2013, Nevada reported rape using the Historical Rape definition.

2a. Rape-Completed - *Penetration, no matter how slight, of the vagina or anus with any body part or object, or oral penetration by a sex organ of another person, without the consent of the victim.*

2b. Rape-Attempts to Commit Rape - *Assaults and attempts to rape.*

2c. Historical Rape-*The carnal knowledge of a female forcibly and against her will.*

### 3. ROBBERY

*The taking or attempting to take anything of value from the care, custody, or control of a person or persons by force or threat of force or violence and/or by putting the victim in fear. Includes all attempts.*

3a. Gun - All robberies and attempted robberies involving the use of any type firearm (revolvers, automatic pistols, shotguns, zip guns, rifles, pellet guns, etc.)

3b. Knife or Cutting Instrument - All robberies and attempted robberies involving the use of cutting or stabbing objects (knife, razor, hatchet, axe, scissors, glass, dagger, ice pick, etc.)

3c. Other Dangerous Weapon - All robberies or attempted robberies when any other object or thing is used as a weapon. (This includes clubs, bricks, jack handles, explosives, acid, etc.)

3d. Strong Arm-Hands, Fists, Feet, etc. - All robberies which include mugging and similar offenses where no weapon is used, but strong-arm tactics are employed to deprive the victim of his property. This is limited to hands, arms, fists, feet, etc. As in armed robbery, all attempts are included.



## 4. AGGRAVATED ASSAULT

*An unlawful attack by one person upon another for the purpose of inflicting severe or aggravated bodily injury. This type of assault usually is accompanied by the use of a weapon or by means likely to produce death or great bodily harm.*

General Rule - All assaults will be classified in the following categories excluding assaults with intent to rob or rape.

- 4a. Firearm - All assaults and attempted assaults involving the use of any type of firearm (revolvers, automatic pistols, shotguns, zip guns, etc.)
- 4b. Knife or Cutting Instrument - All assaults and attempted assaults, involving the use of cutting or stabbing objects (knife, razor, hatchet, axe, scissors, glass, dagger, ice pick, etc.)
- 4c. Other Dangerous Weapon - All assaults or attempted assaults when any other object or thing is used as a weapon (clubs, bricks, jack handles, explosives, acid, poison, burning, and cases of attempted drowning, etc.)
- 4d. Hands, Fists, Feet, Etc. - Aggravated Injury (4d) includes only the attacks using personal weapons such as hands, arms, feet, fists, and teeth, that result in serious or aggravated injury.

## 5. BURGLARY

*Breaking and Entering - Unlawful entry or attempted forcible entry of any structure to commit a felony or larceny.*

Note: For Uniform Crime Reporting purposes the terms "Burglary" and "Breaking and Entering" are considered synonymous. All such offenses and attempts are scored as burglary. Breaking and Entering of a motor vehicle is classified as a larceny for Uniform Crime Reporting purposes.

General Rule - Any unlawful entry or attempted forcible entry of any dwelling house, attached structure, public building, shop, office, factory, storehouse, apartment, house trailer (considered to be a permanent structure), warehouse, mill, barn, camp, other building, ship or railroad car.

- 5a. Forcible Entry - All offenses where force of any kind is used to enter unlawfully a locked structure, with intent to steal or commit a felony. This includes entry by use of a master key, celluloid, or other device that leaves no outward mark but is used to open a lock. Concealment inside a building, followed by the breaking out of the structure is also included.
- 5b. Unlawful Entry - No Force - Any unlawful entry without any evidence of forcible entry.
- 5c. Attempted Forcible Entry - When determined that forcible entry has been attempted.

## 6. LARCENY-THEFT (except motor vehicle theft)

*The unlawful taking of the property of another with intent to deprive him/her of ownership.*

General Rule - All larcenies and thefts resulting from pocket-picking, purse-snatching, shoplifting, larceny from auto, larceny of auto parts and accessories, theft of bicycles, larceny from buildings, and from coin-operated machines. Any theft that is not a robbery or the result of breaking and entering is included. Embezzlement, larceny by bailee, fraud or bad check cases are excluded.

## 7. MOTOR VEHICLE THEFT

*The larceny or attempted larceny of a motor vehicle.*

General Rule - This classification includes the theft or attempted theft of a motor vehicle which, for Uniform Crime Reporting designation, is described as a self-propelled vehicle that runs on the surface of the land and not on rails. Excludes reported offenses where there is a lawful access to the vehicle, such as a family situation or unauthorized use by others with lawful access to the vehicle (chauffeur, employees, etc.) Includes "Joy Riding." Excluded from this category are airplanes, boats, farm equipment and heavy construction vehicles, which are scored in the larceny category.

## **8. ARSON**

*Any willful or malicious burning or attempt to burn, with or without intent to defraud, a dwelling house, public building, motor vehicle or aircraft, personal property of another, etc.*

Includes all arrests for violations of state laws and municipal ordinances relating to arson and attempted arson.

## **PART II OFFENSES**

The Part II offenses encompass all other crime classifications outside of those defined as Part I offenses. In November 1932, the national UCR Program adopted a Standard Classification of Offenses for the compilation of criminal statistics. This classification was devised and adopted in order that law enforcement, judicial and penal statistics might be uniformly compiled in terms of a single classification of offenses. The definitions of the Part II offenses that follow include some of the offense titles described in NRS and in county or municipal code. These titles have been included as descriptive data to aid in determining the offenses that are included or excluded from each classification.

## **9. OTHER ASSAULTS- SIMPLE, NOT AGGRAVATED**

*Includes all assaults which do not involve the use of a firearm, knife, cutting instrument, or other dangerous weapon and in which the victim did not sustain serious or aggravated injuries.*

Examples of local jurisdiction offense titles that would be included in "other assaults" are:

- A. Simple assault
- B. Minor assault
- C. Assault and battery
- D. Injury by culpable negligence
- E. Resisting or obstructing an officer
- F. Intimidation
- G. Coercion
- H. Hazing
- I. Attempts to commit the above

## **10. FORGERY AND COUNTERFEITING**

*In the majority of states, forgery and counterfeiting are treated as allied offenses. Placed in this class are all offenses dealing with the making, altering, uttering or possessing, with intent to defraud, anything false in the semblance of that which is true. Including:*

- A. Altering or forging public or other records
- B. Making, altering, forging or counterfeiting bills, notes, drafts, tickets, checks, credit cards, etc.
- C. Forging wills, deeds, bonds, seals, trademarks, etc.
- D. Counterfeiting coins, plates, bank notes, checks, etc.
- E. Possessing or uttering forged or counterfeited instruments
- F. Erasures
- G. Signing the name of another or fictitious person with intent to defraud
- H. Using forged labels
- I. Possession, manufacture, etc., of counterfeiting apparatus
- J. Selling goods with altered, forged, or counterfeited trademarks
- K. All attempts to commit above

## **11. FRAUD**

*Fraudulent conversion and obtaining money or property by false pretense.*

Includes:

- A. Bad checks, except forgeries and counterfeiting
- B. False pretenses/swindle/confidence games
- C. Leaving a full-service gas station without paying attendant
- D. Credit card/Automatic Teller Machine Fraud
- E. Impersonation
- F. Welfare Fraud
- G. Wire Fraud
- H. Attempts to commit any of the above

## **12. EMBEZZLEMENT**

*Misappropriation or misapplication of money or property entrusted to one's care, custody or control. Attempts are included.*

## **13. STOLEN PROPERTY; BUYING, RECEIVING, POSSESSING**

*Included in this class are all offenses of buying, receiving, and possessing stolen property, as well as all attempts to commit any of these offenses.*

## **14. VANDALISM**

*Vandalism consists of the willful or malicious destruction, injury, disfigurement or defacement of any public or private property, real or personal, without consent of the owner or person having custody or control by cutting, tearing, breaking, marking, painting, covering with filth, or any other such means as may be specified by local law. This offense covers a wide range of malicious behavior directed at property, such as: cutting auto tires, drawing obscene pictures on public restrooms walls, smashing windows, destroying school records, tipping over gravestones, defacing library books, etc. Attempts are included.*

## **15. WEAPONS; CARRYING, POSSESSING, CONCEALING**

*This class deals with weapons offenses, regulatory in nature such as:*

- A. Manufacture, sale, or possession of deadly weapons
- B. Carrying deadly weapons, concealed or openly
- C. Using, manufacturing, etc., silencers
- D. Furnishing deadly weapons to minors
- E. Aliens possessing deadly weapons
- F. All attempts to commit any of the above

## **16. PROSTITUTION & COMMERCIALIZED VICE**

*Included in this class are sex offenses of a commercialized nature such as:*

- A. Prostitution
- B. Keeping a bawdyhouse, disorderly house or house of ill repute
- C. Pandering, procuring, transporting or detaining women for immoral purposes
- D. All attempts to commit the above

## **17. SEX OFFENSES (except rape, prostitution and commercialized vice)**

*Includes offenses against chastity, common decency, morals, and the like, such as:*

- A. Adultery and fornication
- B. Buggery
- C. Incest
- D. Indecent exposure

- E. Indecent liberties
- F. Seduction
- H. Statutory rape - (no force)
- I. All attempts to commit any of the above

## **18. DRUG ABUSE VIOLATIONS**

*Drug abuse violation arrests are requested on the basis of the narcotics used. Included are all arrests for violations of state and local ordinances, specifically those relating to the unlawful possession, sale, use, growing, manufacturing and making of narcotic drugs.*

### **SALE / MANUFACTURING**

- A. Opium or cocaine and their derivatives (morphine, heroin, codeine)
- B. Marijuana
- C. Synthetic narcotics - manufactured narcotics which can cause true drug addiction (Demerol, Methadone)
- D. Dangerous non-narcotic drugs (barbiturates, Benzedrine)

### **POSSESSION**

- E. Opium or cocaine and their derivatives (morphine, heroin, codeine)
- F. Marijuana
- G. Synthetic narcotics - manufactured narcotics which can cause true drug addiction (Demerol, Methadone)
- H. Dangerous non-narcotic drugs (barbiturates, Benzedrine)

Includes all attempts to sell, manufacture, or possess any of the above.

## **19. GAMBLING**

*All charges which relate to promoting, permitting or engaging in gambling. To provide a more refined collection of gambling arrests, the following break- downs are furnished:*

- A. Bookmaking (horse and sport books)
- B. Numbers and lottery
- C. All other

## **20. OFFENSES AGAINST FAMILY & CHILDREN**

*Included are all charges of non-support and neglect of family and children, such as:*

- A. Desertion, abandonment, or non-support of spouse or child
- B. Neglect or abuses of spouse or child (if injury is serious, score as aggravated assault)
- C. Non-payment of alimony
- D. All attempts to commit any of the above

Note: Not counted are victims of these charges who are merely taken into custody for their own protection.

## **21. DRIVING UNDER THE INFLUENCE**

*This class is limited to the driving or operating of any vehicle while drunk or under the influence of liquor or narcotic drugs. It includes:*

- A. Operating a motor vehicle while under the influence
- B. Operating an engine, train, streetcar, boat, etc., while under the influence

## **22. LIQUOR LAWS**

*With the exception of "Drunkenness" (offense 23) and "Driving under the Influence" (offense 21), liquor law violations, state or local, are placed in this class, excluding federal violations. It includes:*

- A. Manufacturing, sale, transportation, furnishing, possessing, etc., intoxicating liquor
- B. Maintaining unlawful drinking places
- C. Bootlegging
- D. Operating a still
- E. Furnishing liquor to a minor or intemperate person
- F. Using a vehicle for illegal transportation of liquor
- G. Drinking on train or public conveyance
- H. All attempts to commit any of the above

## **23. DRUNKENNESS**

*Included in this class are all offenses of drunkenness or intoxication, with the exception of "Driving under the Influence" (offense 21).*

- A. Drunkenness
- B. Drunk and disorderly
- C. Common or habitual drunkard
- D. Intoxication

## **24. DISORDERLY CONDUCT**

*In this class are placed all charges of committing a breach of the peace. Include:*

- A. Affray
- B. Unlawful assembly
- C. Disturbing the peace
- D. Disturbing meetings
- E. Disorderly conduct in state institutions, at court, at fairs, on trains or public conveyances, etc.
- F. Blasphemy, profanity, and obscene language
- G. Desecrating the flag
- H. Refusing to assist an officer
- I. All attempts to commit the above

## **25. VAGRANCY**

*Persons prosecuted on the charge of being, "a suspicious person, etc.," are included in this class. Include:*

- A. Vagrancy
- B. Begging
- C. Loitering, (persons 18 and over)
- D. Vagabondage

## **26. ALL OTHER OFFENSES**

*Included in this class are all other state or local offenses (except traffic violations) not included in offenses 1 through 25.*

- A. Admitting minors to improper places
- B. Abduction and compelling to marry
- C. Bigamy and polygamy
- D. Blackmail and extortion



## **(26 ALL OTHER OFFENSES – Cont'd)**

- E. Bribery
- F. Combination in restraint of trade; trusts, monopolies
- G. Contempt of court
- H. Criminal anarchism
- I. Criminal syndicalism
- J. Discrimination, unfair competition
- K. Kidnapping
- L. Marriage within prohibited degrees
- M. Offenses contributing to juvenile delinquency (except as provided for in offenses 1 to 25), such as employment of children in immoral vocations or practices, admitting minors to improper places
- N. Perjury and subornation of perjury
- O. Possession, repair, manufacture, etc. of burglar's tools
- P. Possession of drug paraphernalia
- Q. Possession or sale of obscene literature, pictures, etc.
- R. Public nuisances
- S. Riot and rout
- T. Trespass
- U. Unlawfully bringing weapons into prisons or hospitals
- V. Unlawfully bringing drugs or liquor into state prisons, hospitals, etc.; furnishing to convicts
- W. Unlawful disinterment of the dead and violation of sepulture
- X. Unlawful use, possession, etc. of explosives
- Y. Violations of state regulatory laws and municipal ordinances
- Z. Violation of quarantine
- AA. All offenses not otherwise classified and all attempts to commit any of the above

## **27. SUSPICION**

*While "suspicion" is not an offense, it is the grounds for many arrests in those jurisdictions where the law permits. After examination by law enforcement officers, the prisoner is either formally charged or released. Those formally charged are entered in one of the Part I or Part II offense classes. This class is limited to "suspicion" arrests where persons arrested are released by police.*

## **28. CURFEW AND LOITERING LAWS (persons under 18)**

*Contains all arrests made for violations of local curfew or loitering ordinances where such laws exist.*

## **29. RUNAWAY (persons under 18)**

*For purposes of the UCR program, reported in this category are apprehensions for protective custody as defined by local statute. Arrests of runaways from one jurisdiction by another agency are counted by the home jurisdiction. Protective custody actions with respect to runaways taken for other jurisdictions are not included.*

# CALCULATION OF RATES

---

*The Uniform Crime Reporting Program provides data for police executives to measure local problems. To facilitate this function, local data must be converted into terms of rates and percentages. Simple formulas are displayed here which may assist in these computations.*

## CRIME RATES

One of the most meaningful crime statistics is the crime rate. This is the number of Part I offenses per 1,000 inhabitants. This rate can be calculated for any city, town or county.

To compute crime rates, divide the community population by 1,000 and divide the number of offenses in each class by that number. The answer is the number of offenses per 1,000 population and is the crime rate for that particular offense.

### Example:

- a. Population - 75,000
- b. Number of burglaries - 215
- Divide: 75,000 by 1,000 = 75.0
- Divide: 215 by 75.0 = 2.87
- The crime rate for burglary is 2.87 per 1,000 inhabitants.

## CLEARANCE RATES

The percentage of crimes cleared is obtained by dividing the number of offenses cleared by the number of offenses known. This answer is then multiplied by 100.

### Example:

- a. Number of clearances in robbery - 38
- b. Number of total robberies - 72
- Divide: 38 by 72 = 0.528
- Multiply: 0.528 by 100 = 52.8
- The clearance rate for robbery is 52.8%.

## CRIME TREND DATA

Local agencies can compute crime trends for a given offense for their individual agency for a particular period of time.

### Example:

- a. Auto thefts in your jurisdiction for July through December last year numbered 21.
- b. Auto thefts in your jurisdiction for July through December this year numbered 29.
- Subtract: 29-21 = 8, notice that 8 is an increase over the past year.
- Divide: 8 by 21 = 0.38, always divide the difference by the total in the earlier time period.
- Multiply: 0.38 x 100 = 38.0

Your trend in auto theft is a 38.0% increase for the last six months of this year compared to the last six months of last year.

## POLICE EMPLOYEE DATA

Police employee rates are expressed as the number of employees per 1,000 population. To compute this rate, divide the population by 1,000 and divide the number of enforcement employees by this number.

### Example:

- a. Your jurisdiction's population - 75,000
- b. Your agency's number of employees - 102
- Divide: 75,000 by 1,000 = 75
- Divide: 102 by 75 = 1.36
- Your employee rate is 1.36 employees per 1,000 population.



# INTRODUCTION

The **Uniform Crime Reporting (UCR)** Program is a nationwide cooperative effort of over 17,000 city, county, and state law enforcement agencies voluntarily reporting data on crime. The monthly contributions to Nevada's current program, with 39 local law enforcement agencies reporting full-time, represent a solid beginning in establishing an effective statewide criminal justice information system (CJIS). We invite remaining non-participating local law enforcement agencies to join their peers in this effort and to participate in this important program.

**Inquiries concerning Uniform Crime Reporting may be directed to:**

**Department of Public Safety  
General Services Division  
Uniform Crime Reporting  
333 West Nye Lane Suite 100  
Carson City, NV 89706  
Tel (775) 684-6262**

Ideally, **UCR** data will eventually merge with that of the other major components of the criminal justice system (i.e., prosecutors, courts, and corrections) to form an integrated system for the exchange of vital management information. The availability of such data will enhance law enforcement's proactive response to crime and justice in Nevada. The Nevada Department of Public Safety has administered the **UCR** Program as a statewide, standardized method of collecting statistics on crime as it is reported to law enforcement. The **UCR** program also produces a reliable set of criminal statistics for use in law enforcement administration, operation, and management. Additionally, Nevada's statistics are forwarded monthly to the FBI for inclusion in its annual report Crime in the United States (CIUS).


We hope **UCR** data will be used over the years as a leading social indicator. With this annual report, Nevada's citizens can look to **UCR** as the primary information source on the nature and extent of crime in Nevada. Criminologists, sociologists, legislators, state and local planners, the media, and academicians can use the statistics for wide and varied research, planning, as well as for other applications.

## CRIME FACTORS

Statistics gathered under the **UCR** Program are submitted by the participating law enforcement agencies of Nevada and represent a spectrum of crime on statewide, county, and municipal levels. Awareness of the presence of unique variables is necessary if fair and equitable conclusions are to be drawn. These crime-influencing factors are present, to some degree, in every community and their presence affects, in varying degrees, the crime developments of the community. Comparison of crime figures between communities should not be made without first considering individual factors present in each community. Crime, as an outgrowth of society, remains a social problem of grave concern and the police are limited in their role as to its detection and suppression. As stated by the President's Commission on Law Enforcement and Administration of Criminal Justice in its report, The Challenge of Crime in a Free Society, (Page 92):

*But the fact that the police deal daily with crime does not mean that they have unlimited power to prevent it, or reduce it, or deter it. The police did not create and cannot resolve the social conditions that stimulate crime. They did not start and cannot stop the convulsive social changes that are taking place in America.*

*They do not enact the laws that they are required to enforce, nor do they dispose of the criminals they arrest. The police are only one part of the criminal justice system; the government is only one part of society. Insofar as crime is a social phenomenon, crime prevention is the responsibility of every part of society. The criminal process is limited to case-by-case operations, one criminal or one crime at a time.*



Following are some conditions that will, by type and volume, affect crime that occurs from place to place.

- Size and density of community population and the degree of urbanization in the surrounding area
- Compositions of population with particular reference to youth concentration
- Economic status of population, median income and job availability
- Relative stability of population, including commuters, seasonal, and other transient types
- Modes of transportation and area highway systems
- Climate, including seasonal weather conditions
- Cultural conditions such as educational, recreational, and religious characteristics
- Standards governing appointments to the police force
- Policies of prosecuting officials, the courts, correctional and parole/probation officials
- Effective strength of law enforcement agencies
- Attitude of the public toward reporting crime and participation in the prosecution of offenders
- The administrative and investigative efficiency of local law enforcement agencies, including the degree of adherence to crime reporting standards
- Organization and cooperation of adjoining and overlapping police jurisdictions

The primary goal of the UCR program is to identify crime and related problems. Statistics in this publication should not be used to measure or to evaluate workloads and results of individual contributing departments. While most police agencies are collectively viewed as crime-fighting units, considerable independent research shows only a small portion of the workload of many departments is spent fighting crime. Because of other assigned duties, the peculiar cycle of crime and clearances, and different community factors that normally affect crime statistics, no conclusions regarding individual departments should be made without consulting directly with the agency being analyzed.

Crime rates in this publication are based on the resident population of the state and its subdivisions as established and published by the Nevada State Demographer. Population estimates are revised annually. Seasonal population figures are too inaccurate and fluctuate too rapidly to be used in the determination of crime rates. Most Nevada communities experience rather wide seasonal population fluctuations due to the nature of the state's major industries, gaming and tourism. Accordingly, actual crime rates per thousand reported here may appear higher than might be expected for a community of comparable size without substantial fluctuations. This should not deter police administrators from using the data for planning and administrative purposes. Local seasonal population data is available which can be utilized for further statistical refinements.

Additionally, readers are cautioned not to make direct comparisons between crime rates reported for Nevada communities and those of communities of similar size in other states without first carefully analyzing and applying local modifying factors.

## POTENTIAL USES OF UCR DATA

---

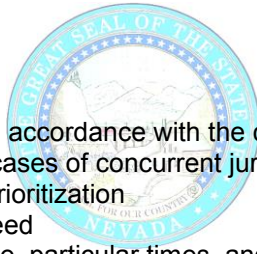
The Nevada program is unique among similar state programs as it is dedicated to doing more than just gathering statistics. The program is dedicated to providing statistical support services to its contributors and to produce a variety of reports, or crime profiles, on an as-needed basis. These crime profiles will set the stage for extensive use of the data by police administrators and other criminal justice agencies.

Persons reading this report may ask, "How good are Uniform Crime Reports and how can they be used?" Initial responses that come to mind may be limited, but as the information is examined more closely, many and varied uses are discovered. Foremost is keeping the public informed as to the volume and nature of crime, which they may judge and act accordingly. In actuality, UCR is a multi-faceted vehicle of many uses. Here are a few, but by no means all such uses, as they relate to different groups and agencies.

### Law Enforcement Contributors

Administrative information relating to:

1. Budget - need and justification
2. Staffing - number needed relating to state average number of employees vs. population and crime rate
3. Department composition - Patrol, Administration, Jail, Laboratory, Detective Division, Juvenile
4. Identification of specific problem crimes



5. Disbursement of personnel and shifts in accordance with the crime picture of individual communities with avoidance of duplication of services in cases of concurrent jurisdiction
6. Training - according to crime problem prioritization
7. Equipment procurement - by justified need
8. Selective enforcement - by crime volume, particular times, and seasons through UCR information
9. Crime Profiles - identification of problems unique to individual communities
10. Long-range Planning - as anticipated by crime trends

#### **Governor and Legislature**

1. Broad, accurate picture of crime in Nevada by location, volume, type, and rate, as reported and derived from records of all participating enforcement agencies
2. Guide to validate funding needs of special interest groups and their requests for funding of the same
3. Need for more or fewer specialized programs
4. Identification of crime trends and their relationship(s) to training, courts, corrections, and other criminal justice agencies
5. Identification of various social problems relating to drugs, alcohol, juveniles and rehabilitation
6. Effectiveness of various social programs related to drugs, alcohol, juveniles and rehabilitation

#### **Courts - Prosecution**

1. Valuable general research information on crimes within the areas being served
2. Crime trend information
3. Identification of specific crimes to be considered in the prosecutorial and judicial processes

#### **Press**

A factual source for use in reporting crime and socially-related problems

#### **Social Agencies**

1. Identification of problem areas for concentration of remedial activities
2. Application for general evaluation of program effectiveness

#### **Educational Institutions**

Educators at all levels can use UCR data for various studies, budget preparation, and planning.

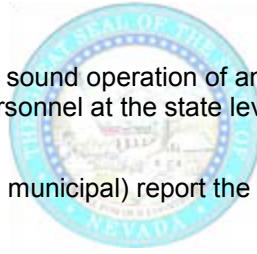
The above listed are a few possible uses; undoubtedly many more exist. The larger the UCR database becomes, the clearer its value will become. Since effective problem solving begins with problem identification, UCR will continue to be meaningful for years to come.

Nevada UCR believes the data provided here can serve as a catalyst for some departments to establish modern record systems for the first time. With other agencies it may spur emplacement of needed system upgrades. This will enable administrators at the chief and sheriff levels to be able to take a renewed look at their departments, potentially effecting beneficial internal operational changes. Awareness by subordinate personnel that their reports and arrest information are being used, not just filed away, will result in better and more comprehensive reporting. Finally, the periodic release of crime information to the general public will keep the crime problem in its proper perspective.

## **REPORTING PROCEDURE**

---

In Nevada's UCR, contributing law enforcement agencies are wholly responsible for compiling their own crime reports and submitting them to the Uniform Crime Reporting Section of the General Services Division in Carson City. The UCR Program, to maintain data quality and uniformity, furnishes to the contributing agencies continuous training and instruction in Uniform Crime Reporting procedures. All contributors are also given data submission guidelines, report forms, and a UCR Guide furnished by the FBI that outlines, in detail, procedures to score and to classify offenses. The guide illustrates and discusses the monthly and annual report forms.



A centralized record system is vital to the sound operation of any law enforcement agency. It is an essential element for crime reporting. Trained UCR personnel at the state level assist contributors in following established reporting procedures.

Law enforcement agencies (state, county and municipal) report the number of offenses that become known to them in the following crime categories:

1. Criminal Homicide
  - a. Murder and Non-Negligent Manslaughter
  - b. Manslaughter by Negligence (not an index crime)
2. Forcible Rape
  - a. Rape by Force
  - b. Attempts to Commit Forcible Rape
3. Robbery
  - a. Firearm
  - b. Knife or Cutting Instrument
  - c. Other Dangerous Weapon
  - d. Strong-Arm (Hands, Fists, Feet, etc.)
4. Assault
  - a. Firearm
  - b. Knife or Cutting Instrument
  - c. Other Dangerous Weapon
  - d. Hands, Fists, Feet, etc, Aggravated
  - e. Hands, Fists, Feet, Not Aggravated (not an index crime)
5. Burglary
  - a. Forcible Entry
  - b. Unlawful Entry - No Force
  - c. Attempted Forcible Entry
6. Larceny-Theft (except motor vehicle theft)
7. Motor Vehicle Theft
  - a. Autos
  - b. Trucks and Buses
  - c. Other Vehicles
8. Arson

In addition, the agencies submit the number of arrests recorded by sex and age for 21 other "Part II" offenses. Descriptions of these offenses are provided under the offense classification section.

Another facet of the UCR Program involves the collection of hate crimes. In 1990, the President of the United States signed into law the "Hate Crime Statistics Act of 1990". In October 2009, the Matthew Shepard and James Byrd, Jr. Hate Crimes Prevention Act amended the Hate Crime Statistics Act. The data identifies crimes that manifest evidence of prejudice based on race, religion, disability sexual orientation, ethnicity, gender, or gender identity.

Whenever complaints of crime are determined through investigation to be unfounded or false, they are subtracted from the actual count. The number of "actual offenses known" in these crime categories is reported to the Nevada UCR Unit whether or not anyone is arrested for the crime; the stolen property is recovered; prosecution is undertaken; or any other restrictive consideration is in effect.

Other data configurations which contributing agencies tally through the UCR system are as follows:

- Number of crimes cleared by arrest or exceptional means
- Number of crimes cleared involving persons under age 18
- Number of enforcement officers killed or assaulted
- Type and value of property stolen and recovered



- Number of arrests for all criminal acts (except traffic violations), broken out by arrestee age, sex and race
- Number of sworn and civilian enforcement personnel employed by agency type

## **HIERARCHY RULE**

---

The experience of law enforcement agencies handling UCR data shows that, for the most part, offenses of law occur singly as opposed to many being committed simultaneously. In these single-offense situations, it must be decided whether the crime was one of the Index Offenses, and if so, it is scored accordingly. However, if several offenses are committed at the same time by a person or a group of persons, a different approach must be used in classifying and scoring. As a general rule, a multiple-offense situation requires classification of each of the offenses and identification of those that are Part I crimes. The Part I offenses involved must then be located within their ranked list, which goes from most to least priority. The offense, which is highest on the list, is scored. The other offenses involved in the incident are ignored. The Hierarchy Rule, which requires counting only the highest offense on the list and ignoring all others, applies only to crime reporting and does not affect the number of charges for which the defendant may be prosecuted in the courts.

## **VERIFICATION PROCEDURE**

---

Data uniformity and accuracy is of primary concern under this program. With coverage of approximately 39 reporting jurisdictions within the State of Nevada, the problems with attaining uniformity are apparent. Issuance of instructions and training of personnel within contributing agencies does not complete the role of the UCR Unit. It is standard operating procedure to examine each incoming report for mathematical accuracy and completeness.

Clearance factors, recovery rates, and other elements are scrutinized and changes are suggested to the contributors where needed. In the instance of minor mathematical corrections, the contributing agency is either contacted by mail, fax, telephone, e-mail or in-person visitations made by qualified UCR Program personnel.

The possibility of report duplication requires constant verification through internal consistency checks. If duplication is suspected, the contributing agency is immediately contacted and the matter is resolved in accordance with guidelines. Continual analysis of reports is ongoing to assist contributors, and to maintain the quality necessary for a factual and successful program. In addition, an FBI Quality Assurance Group periodically visits contributors to cooperatively assist in necessary auditing of records and reporting methods.

Regardless of the extent of the quality control process employed by the Uniform Crime Reporting Unit, the accuracy of the data assembled under this program depends on the sincere effort exerted by each contributor to meet the necessary standards of reporting. We are especially grateful to the UCR support staff in each contributing agency for their diligence and persistence, and for their constant attention to reporting policies and procedures.



## STATEMENT OF POLICY FOR RELEASE OF UCR STATISTICAL INFORMATION

---

The following policies provide guidance concerning the release of UCR statistical information. Prior to being released, all information is approved by senior UCR staff.

1. This report is available on a computer CD by request, or on the Criminal History Repository website at <http://nvrepository.state.nv.us/crimejustice.shtml>
2. Information contained in the published annual report may be released via telephone, letter, etc., to any interested party.
3. All requests for unpublished information should be directed to the UCR Program Supervisor at (775) 684-6262 or email [ucr@dps.state.nv.us](mailto:ucr@dps.state.nv.us)
4. These special requests will be honored only for the current reporting year.
5. Law enforcement agencies may receive interim, unpublished, specialized reports germane to their agency upon request.





## PROFILE OF THE STATE OF NEVADA

This profile is presented to provide some general knowledge and facts about the State of Nevada. The information might assist users of this publication in understanding the environment in which reported crime incidence and arrest data occurred.

### NEVADA FACTS AND FIGURES

---Nevada is the seventh largest state in the United States, covering 109,826 square miles. The state's long western border is shared with California, the most populous state in the Union. On its northern and eastern borders are the states of Oregon, Idaho, Utah, and Arizona. The state's longest distance from the northwest corner to the southern tip is approximately 600 miles. At the widest point it is nearly 350 miles.

---Nevada consists of seventeen counties, ranging in size from 153 square miles for the state capitol of Carson City to over 18,000 square miles for Nye County, one of the largest counties in the United States.

---The geography of the state consists of rugged desert and mountain terrain, with the highest mountain peak (Boundary Peak in Esmeralda County) having an elevation of 13,146 feet above sea level and the lowest point on the Colorado River having an elevation of 490 feet.

---Nevada has a four-season climate, with wide variations between its northern and southern latitudes. Low temperatures in the north can go well below zero in the winter months, while high temperatures in the south can climb well over 100° Fahrenheit in the summer. It is the most arid state in the country, receiving an average of less than ten inches of precipitation annually.

---Of Nevada's total land area, 85.3% is controlled by the federal government. State and local governments control .3% and 1.6% falls under the jurisdiction of 22 American Indian Reservations. The United States military, which has a significant presence, has also reserved large areas.

---Nevada's population increased by over 54% between 1980 and 1990 (from 800,508 to 1,236,130), 60.0% from 1990 to 2000 (1,236,130 to 2,065,610) and 34.35% from 2000 to 2013 (2,065,610 to 2,775,216) positioning our state among the highest rates of population growth in the nation for the past several years.

Due to these tremendous long-term increases, several communities have been hard-pressed to provide necessary infrastructures.

Despite this growth, Nevada remains one of the most sparsely populated states, with about 25 people per square mile.

Fully **90.00%** of the state's total population is located in the counties of Clark (2,031,723 – 73.21%), Washoe (432,324 – 15.58%) and Carson City (54,668 – 1.97%).

---The Nevada State Demographer-University of Nevada, Reno, released the following population composition for Nevada in 2013:

By Age		2013
0 to 4 Years of Age		6.99%
5 Years of Age		1.43%
6 to 18 Years of Age		17.85%
19 to 64 Years of Age		61.03%
65 Years of Age and Over		12.69%
Gender		
Males		50.52%
Females		49.48%



White Not of Hispanic Origin	58.29%
Black Not of Hispanic Origin	7.18%
American Indian, Eskimo, or Aleut Not of Hispanic Origin	1.32%
Asian or Pacific Islander Not of Hispanic Origin	6.73%
Hispanic Origin of Any Race	26.48%

---Tourism and gaming are the state's largest industries.

The gaming industry generated revenue of **\$11,145,385,723** in 2013, up 1.03% from 2012 with **\$10,861,087,369**.

Approximately 52,098,286 people visited in 2013. These and other interesting statistics are available at [www.travelnevada.com](http://www.travelnevada.com) at the top of page click "Press" and "Visitor Statistics".

Of concern to Nevada is the rapid spread of gaming to other states and Indian reservations. The Las Vegas area has responded by expanding and building huge "destination" or "theme" resorts, catering to a broader spectrum of interests.

---Nevada is the largest gold producer in the United States and ranks in the top ten in the world. The bulk of this mining boom has occurred within the past fifteen years and has primarily taken place in the rural northern part of the state.

# NEVADA CRIME CLOCK - 2013 HIGHLIGHTS



One  
**INDEX CRIME OFFENSE**  
every 5 minutes, 31 seconds

One  
**VIOLENT CRIME**  
every 32 minutes, 21 seconds

One  
**PROPERTY CRIME**  
every 6 minutes, 39 seconds

One  
**MURDER**  
every 2 days, 7 hours, 6 min

One  
**BURGLARY**  
every 22 minutes, 56 seconds

One  
**RAPE**  
every 8 hours, 6 minutes

One  
**LARCENY**  
every 11 minutes, 30 seconds

One  
**ROBBERY**  
every 1 hour, 41 minutes

One  
**MOTOR VEHICLE THEFT**  
every 52 minutes, 44 seconds

One  
**AGGRAVATED ASSAULT**  
every 53 minutes, 30 seconds

One  
**ARSON**  
every 22 hours, 4 minutes

*The crime clock should be viewed with care. Being the most aggregate representation of UCR data, it is designed to convey the annual reported crime experience by showing the relative frequency of occurrence of the Index Offenses.*

*This mode of display should not be taken to imply regularity in the commission of the offenses; rather, it represents the annual ratio of crime to fixed time intervals.*



## CRIME IN NEVADA 2013 - HIGHLIGHTS

---

### CRIME RATE

The Nevada Crime Rate is based on the occurrence of an index offense per 1,000 residents of the state. Municipal and county rates are based on their individual populations. The state crime - rate for 2013 was 30.46 per 1,000. The comparable rate for 2012 was 34.18. The state population utilized was 2,790,136 the latest available estimate for 2013 from the FBI's Population Report.

### INDEX OFFENSES

Law Enforcement reported 95,220 Index Offenses in 2013, an increase of 926 offenses (1%) from the 94,294 offenses reported in 2012. Nevada's five-year average for total index offenses (2009-2013) was 93,687.

### VIOLENT CRIMES

Murder, rape, robbery and aggravated assault make up the "violent crimes" category. Violent crimes as a group decreased by 392 offenses to 16,241 in 2013, from 16,633 in 2012. Violent crimes accounted for 17.06% of all reported Index Crimes (17.64% in 2012) and displayed a crime rate of 5.82 per 1,000 population. Nevada's five-year average for violent crimes (2009-2013) was 17,083.

### PROPERTY CRIMES

Property crimes, consisting of burglary, larceny, motor vehicle theft, and arson increased in 2013 by 1,318 offenses (1.70%) from 2012. There were 78,979 offenses reported in 2013, with 77,661 reported in 2012. Property crimes accounted for 82.94% of all index crimes in 2013, with a crime rate of 28.31 offenses per 1,000 population. Nevada's five-year average for property crimes (2009-2013) was 76,604.

### MURDER

There were 164 murders committed in Nevada during 2013, up 35 (27.13%) from the 129 murders reported in 2012. Law enforcement cleared 118 murders this year (74.21%). Nevada's five-year average for homicide offenses (2009-2013) was 152.

### RAPE

Forcible and attempted rapes increased by 158 during 2013. There were 1,081 offenses reported to enforcement in 2013, compared to 923 in 2012. Of the total, 939 were classified as rapes, while 142 were classified as attempts. Nevada's five-year average for rape offenses (2009 - 2013) was 974.

### ROBBERY

Robberies increased by 265 offenses (5.39%), from 4,914 in 2012 to 5,179 in 2013. Nevada's five-year average for robbery offenses (2009-2013) was 5,214.

### AGGRAVATED ASSAULT

Nevada law enforcement reported 9,822 aggravated assaults during 2013, a decrease of 857 (8.03%) from the 2012 figure of 10,679. In addition, there were 35,472 simple assaults in 2013. Nevada's five-year average for aggravated assault offenses (2009-2013) was 10,743.



## **BURGLARY**

Burglary increased in 2013 by 888 offenses (4.03%) from the 2012 total of 22,025. The 22,913 burglaries reported in 2013 resulted in property loss totaling \$85,947,303. Burglaries represented 24.06% of all reported Index Offenses. Nevada's five-year average for burglary offenses (2009-2013) was 21,900.

## **LARCENY**

The number of larcenies reported in Nevada for 2013 totaled 45,702 an increase of 465 offenses (1%) from the 2012 figure of 45,237. Nevada's five-year average for larceny-theft offenses (2009-2013) was 43,859. Total larceny loss was \$80,428,751.

## **MOTOR VEHICLE THEFT**

The number of motor vehicle thefts decreased by 24 (.02%) during 2013, from 9,991 in 2012 to 9,967. Nevada's five-year average for motor vehicles stolen (2009-2013) was 10,394. Total loss was \$45,104,832.

## **ARSON**

During 2013 there were 397 arsons reported in Nevada, compared to 408 in 2012. This represents a decrease of 2.7%. Estimated property loss from these offenses totaled \$9,426,746. Nevada's five-year average for arson (2009-2013) was 450.

## **STOLEN/RECOVERED PROPERTY**

During 2013 law enforcement agencies recorded \$216,736,921 worth of property stolen during the commission of index crimes. They were able to recover \$24,931,449, i.e. 11.50%.

## **CLEARANCE RATE**

Law enforcement agencies cleared 22.12% of all index crimes in Nevada in 2013, a decrease of 0.95% over 2012. Nationally, 25.35% were cleared in 2012.

## **ARRESTS**

The total number of persons arrested, summoned, or cited by enforcement in 2013, including juveniles and adults, was 132,121 a 9.5% decrease over the 2012 total of 146,034. Drug arrests by the Department of Public Safety, Investigation Division in 2013 were 226 while Nevada's total arrest rate per 1,000 population in 2013 was 47.35. This does not include drug or DUI arrests by the Nevada Highway Patrol.

## **POLICE EMPLOYMENT DATA**

Statewide there were 5,372 full-time sworn law enforcement officers in Nevada in 2013 up 33.04% from 4,038 in 2012. This represents a ratio of 1.93 officers per 1,000 population, up 13.52% from 1.70 in 2012.

## **OFFICER ASSAULTS**

Nevada law enforcement officers experienced 344 assaults in 2013, vs. the 380 reported in 2012. Law enforcement cleared 297 (86.34%) of all assaults on personnel.

This page is left intentionally blank.



# INDEX CRIMES

## Carson City

was named for Christopher Houston Carson (also known as Kit Carson) who moved to the west as a teenager and spent his life as a guide, soldier and mountain man. He also worked as John C. Fremont's guide in the 1840s.



This page is left intentionally blank.



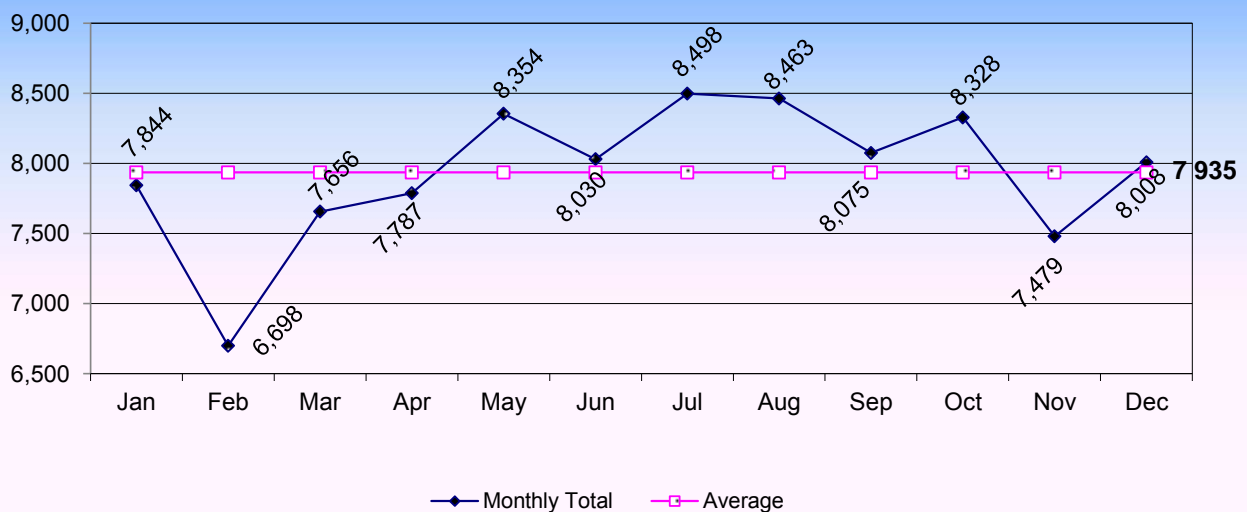
## 2011-2013 Nevada Index Crimes

The figures displayed here represent the latest three calendar-years of data collection and compilation under the state-run Nevada UCR Program. Thirty-eight agencies are currently reporting UCR data, covering 99% of the state's population.

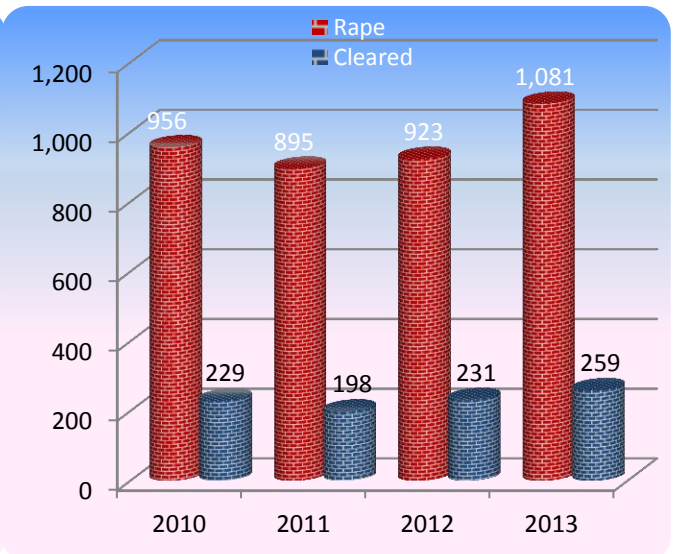
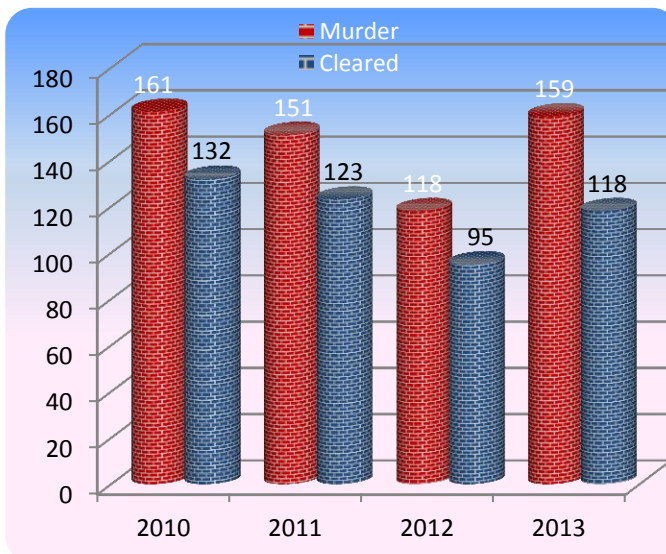
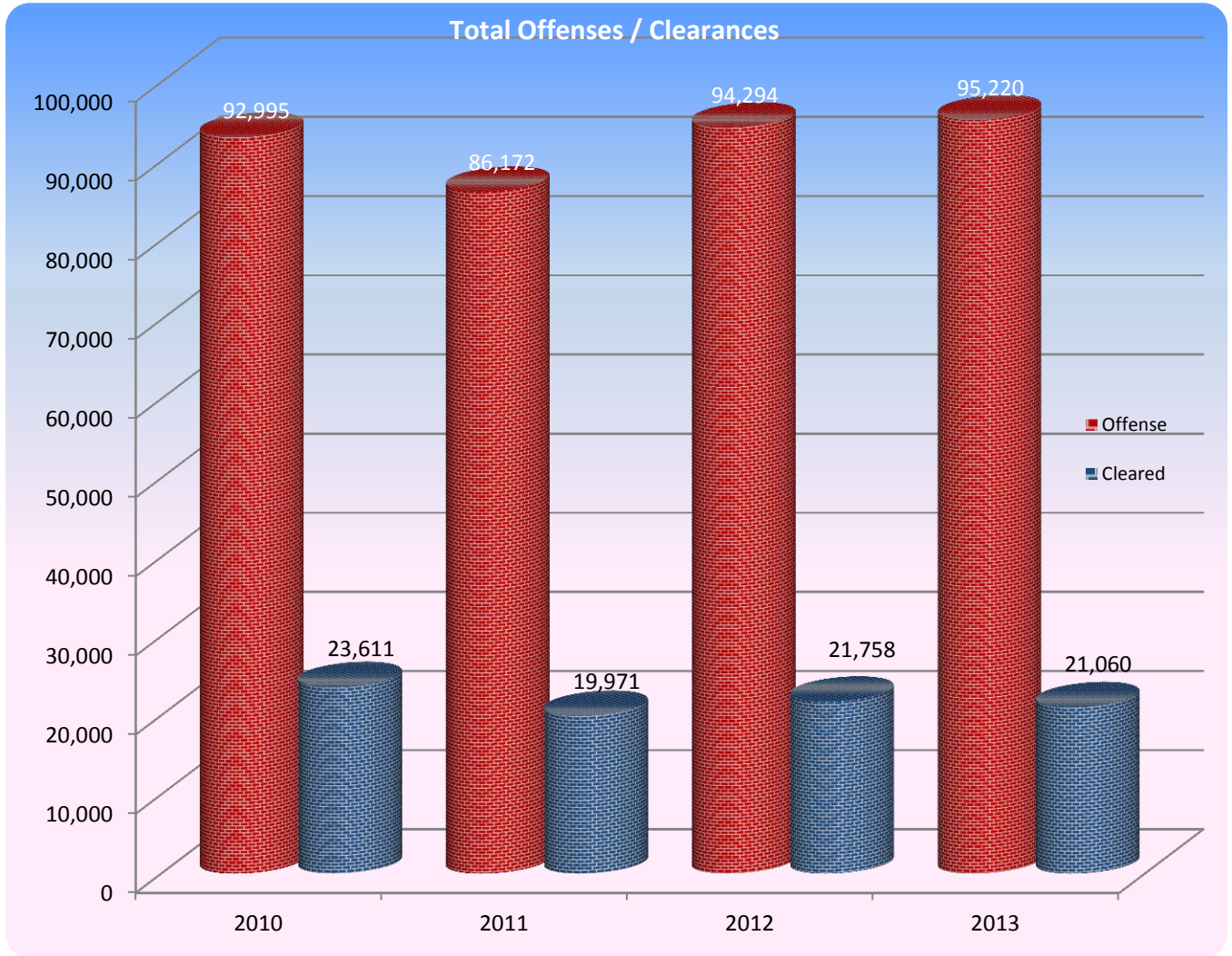
Crime rates as they appear in this publication are per 1,000 population. No attempt is made to incorporate transient populations or other factors which contribute to the ratio and the types of crime in given areas. Any effort to make comparisons of crime rates between areas should be tempered by these population and environmental variables.

Offense	Number of Offenses			Percent of Total			Rate/1,000 Pop		
	2011	2012	2013	2011	2012	2013	2011	2012	2013
Murder	151	118	159	0.18%	0.13%	0.17%	0.04	0.04	0.06
Rape	895	923	1,081	1.04%	0.98%	1.14%	0.34	0.33	0.39
Robbery	4,635	4,913	5,179	5.38%	5.21%	5.44%	1.81	1.78	1.86
Aggravated Assault	9,981	10,679	9,822	11.58%	11.33%	10.32%	3.92	3.87	3.52
Burglary	20,309	22,025	22,913	23.57%	23.36%	24.06%	8.09	7.98	8.21
Larceny	40,265	45,237	45,702	46.73%	47.97%	48.00%	16.62	16.40	16.38
MV Theft	9,470	9,991	9,967	10.99%	10.60%	10.47%	3.67	3.62	3.57
Arson	466	408	397	0.54%	0.43%	0.42%	0.15	0.15	0.14
<b>Total</b>	<b>86,172</b>	<b>94,294</b>	<b>95,220</b>	<b>100%</b>	<b>100%</b>	<b>100%</b>	<b>31.66</b>	<b>34.18</b>	<b>34.13</b>

2013 Index Crimes by Month and Monthly Average

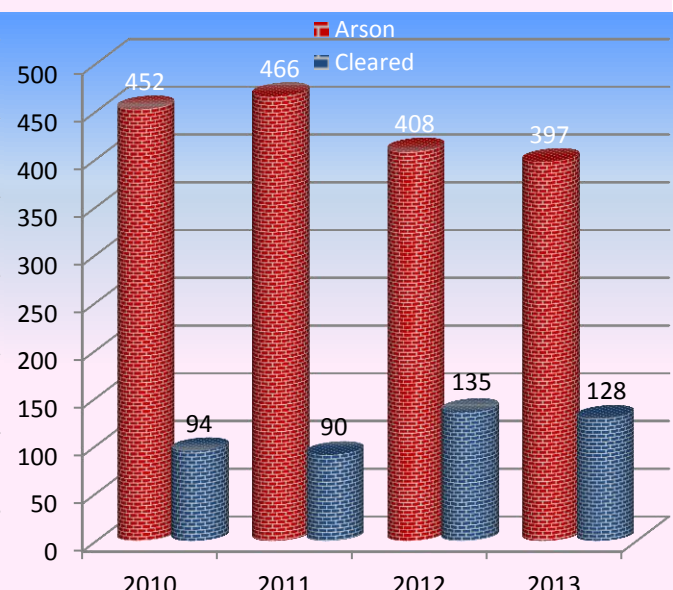
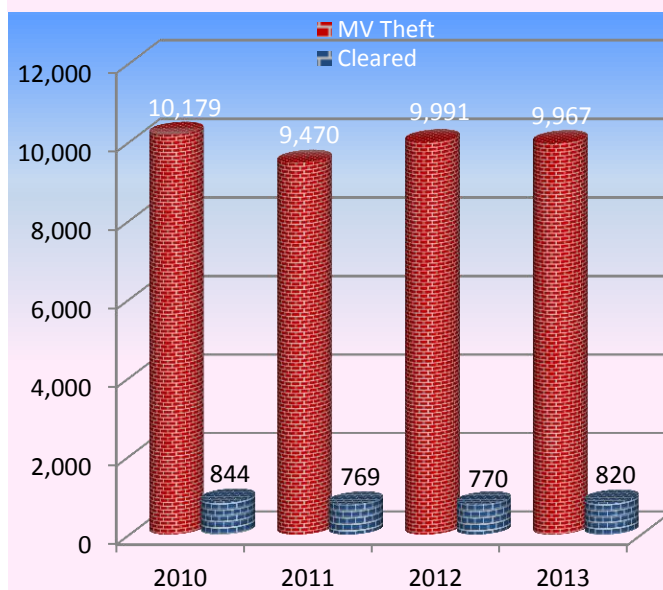
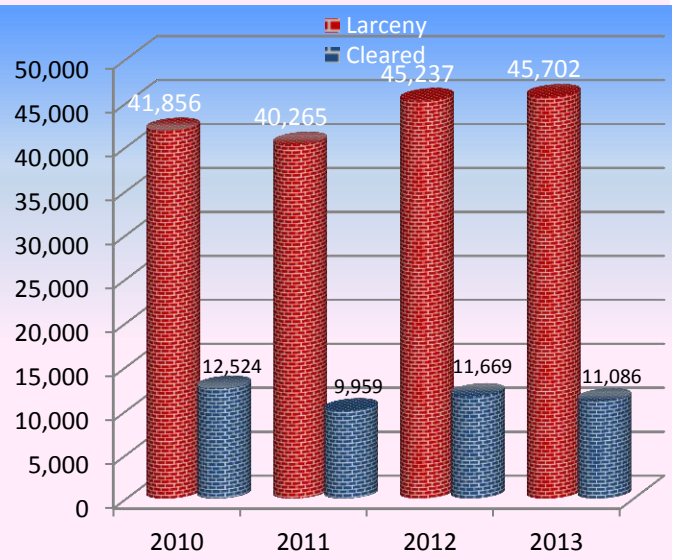
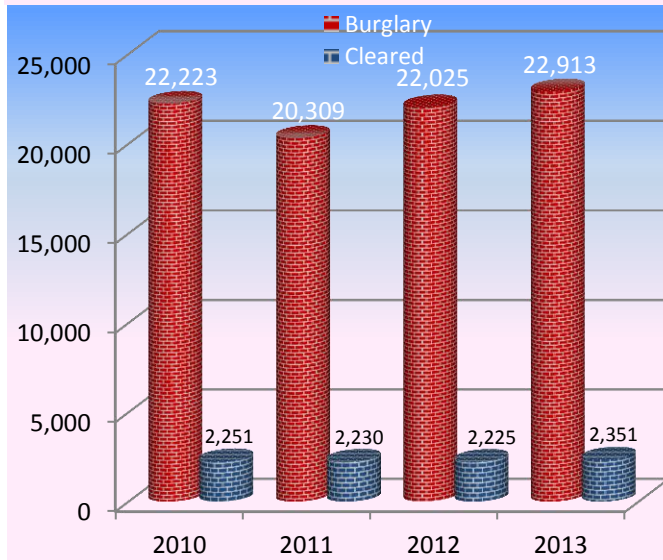
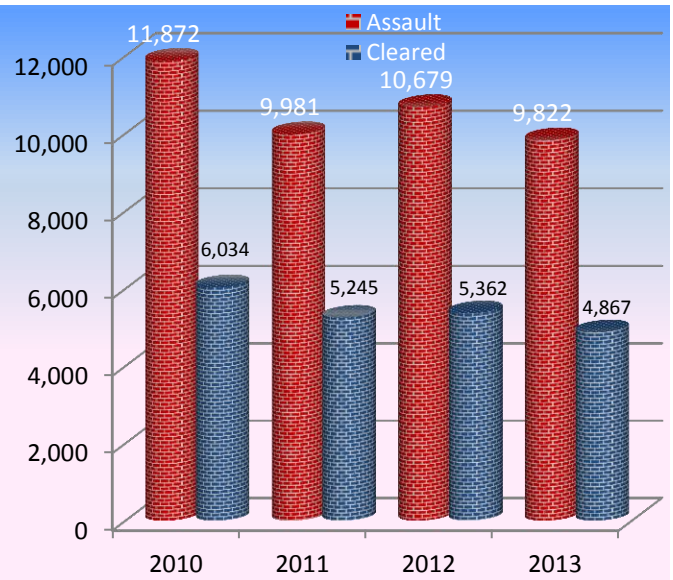
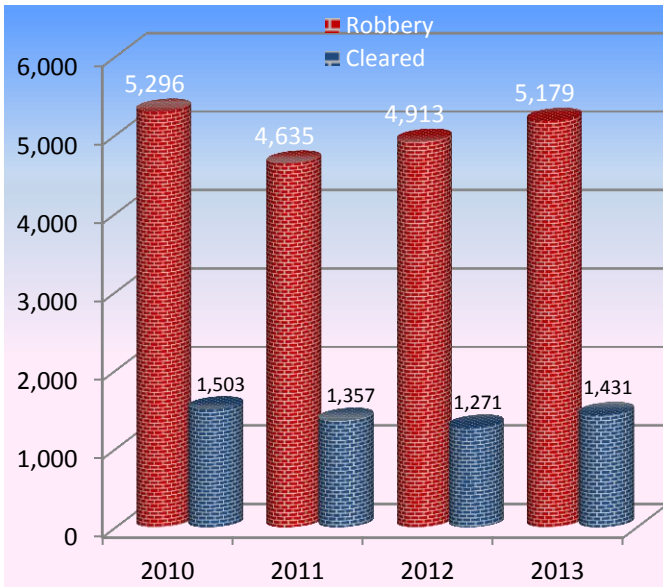


## Nevada Statewide Index Crimes 2010 - 2013





# Nevada Statewide Index Crimes 2010 - 2013



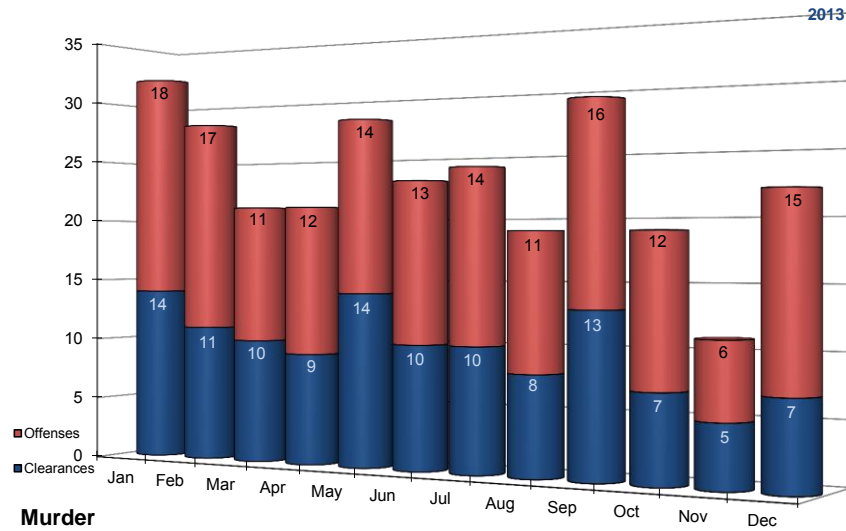
## 2013 Monthly Statewide Index Crimes / Clearances

											Monthly Totals Offenses and Clearances		Monthly Cleared		
OFFENSES		Murder	Rape	Robbery	Assault	Burglary	Larceny	MV Theft	Arson	Total		Violent	Property	Violent Cleared	Property Cleared
Jan	Offenses	18	68	409	703	2,098	3,700	820	28	7,844		1,198	6,646	42.74%	18.82%
	Clearances	14	14	114	370	218	969	59	5	1,763		512	1,251		
Feb	Offenses	18	74	344	658	1,609	3,349	625	22	6,699		1,094	5,605	40.13%	19.13%
	Clearances	12	19	75	333	182	828	53	9	1,511		439	1,072		
Mar	Offenses	10	70	439	894	1,738	3,743	722	39	7,655		1,413	6,242	41.33%	20.15%
	Clearances	10	23	108	443	210	980	60	8	1,842		584	1,258		
Apr	Offenses	11	87	446	816	1,875	3,768	727	56	7,786		1,360	6,426	43.68%	17.97%
	Clearances	9	18	154	413	218	847	67	23	1,749		594	1,155		
May	Offenses	15	83	422	1,005	1,923	4,098	776	33	8,355		1,525	6,830	43.93%	17.19%
	Clearances	14	15	142	499	183	928	56	7	1,844		670	1,174		
Jun	Offenses	14	128	434	891	1,906	3,894	737	27	8,031		1,467	6,564	43.42%	17.55%
	Clearances	10	52	120	455	191	897	57	7	1,789		637	1,152		
Jul	Offenses	14	92	457	880	2,099	3,954	971	31	8,498		1,443	7,055	39.57%	16.97%
	Clearances	10	21	126	414	184	910	88	15	1,768		571	1,197		
Aug	Offenses	11	96	450	949	1,972	3,927	1,022	36	8,463		1,506	6,957	41.70%	17.80%
	Clearances	8	14	126	480	220	921	86	11	1,866		628	1,238		
Sep	Offenses	16	113	474	851	1,918	3,746	921	36	8,075		1,454	6,621	39.06%	16.75%
	Clearances	13	31	120	404	186	832	77	14	1,677		568	1,109		
Oct	Offenses	11	90	445	738	1,976	4,117	909	41	8,327		1,284	7,043	38.16%	17.75%
	Clearances	6	17	118	349	222	938	76	14	1,740		490	1,250		
Nov	Offenses	6	101	429	696	1,833	3,522	865	27	7,479		1,232	6,247	39.53%	18.76%
	Clearances	5	19	119	344	183	917	62	10	1,659		487	1,172		
Dec	Offenses	15	79	430	741	1,966	3,884	872	21	8,008		1,265	6,743	39.13%	20.12%
	Clearances	7	16	109	363	154	1,119	79	5	1,852		495	1,357		
Year	Offenses	159	1,081	5,179	9,822	22,913	45,702	9,967	397	95,220		16,241	78,979	41.10%	18.21%
	Clearances	118	259	1,431	4,867	2,351	11,086	820	128	21,060		6,675	14,385		

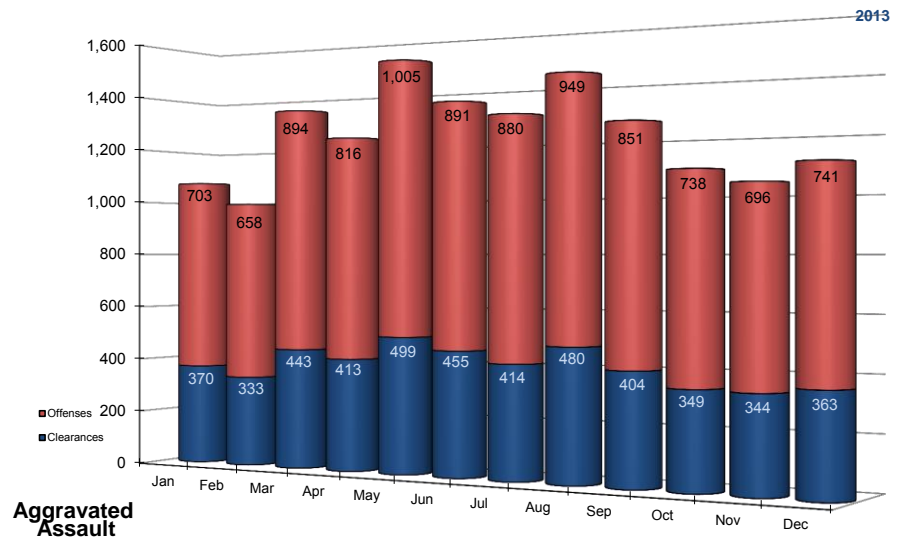
2013 Population

Index Crime Rate	0.06	0.39	1.86	3.52	8.21	16.38	3.57	0.14	34.13	5.82	28.31	2,790,136
per 1,000 population												2,790

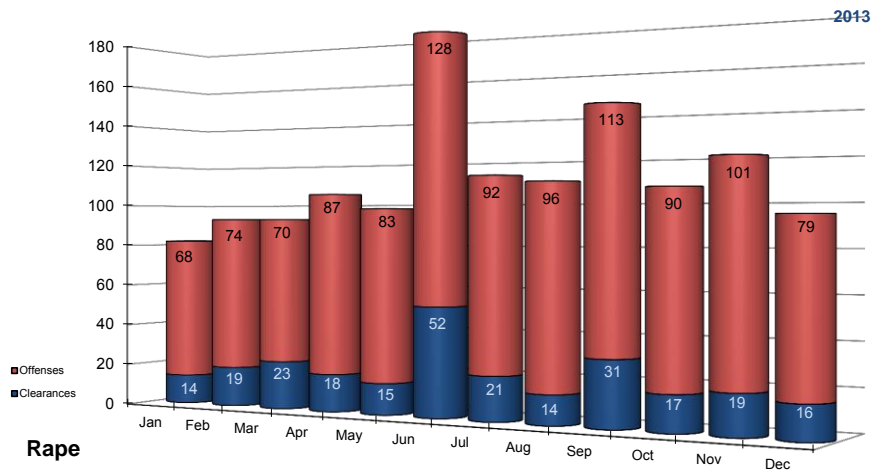
## Nevada - Monthly Index Crimes and Clearances



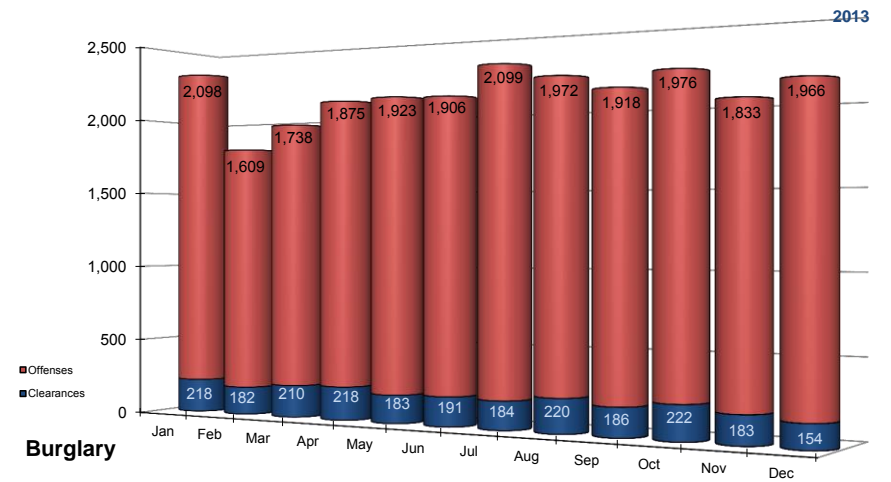
74.21% Cleared



49.55% Cleared

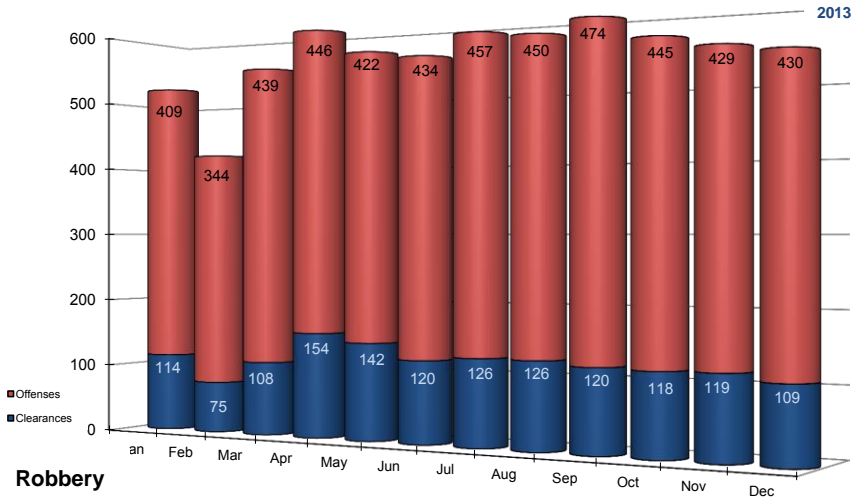


23.96% Cleared

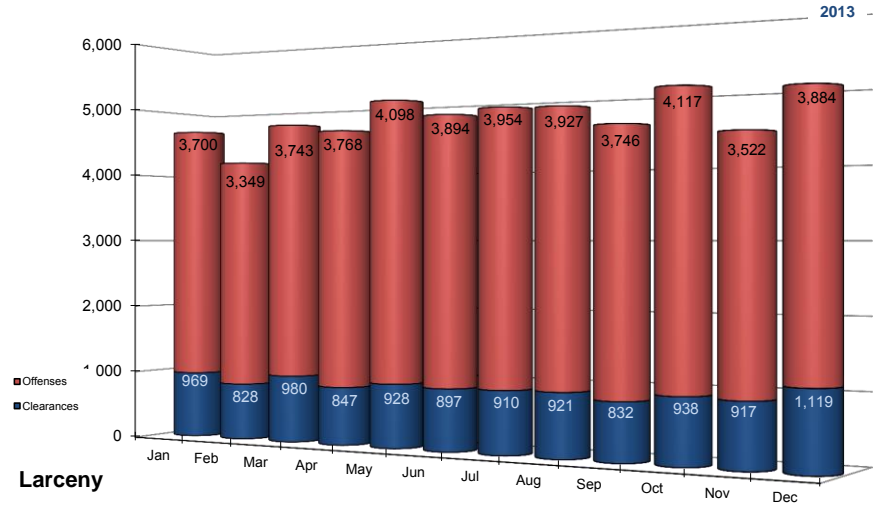


10.26% Cleared

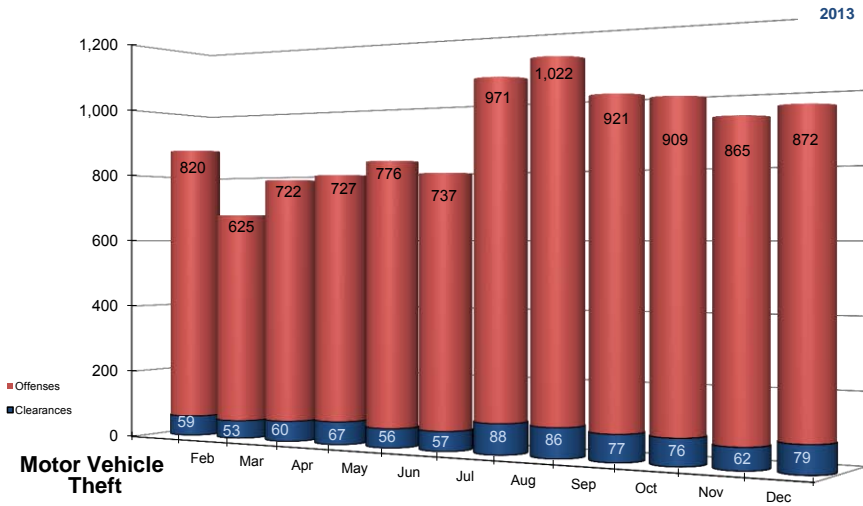
## Nevada - Monthly Index Crimes and Clearances



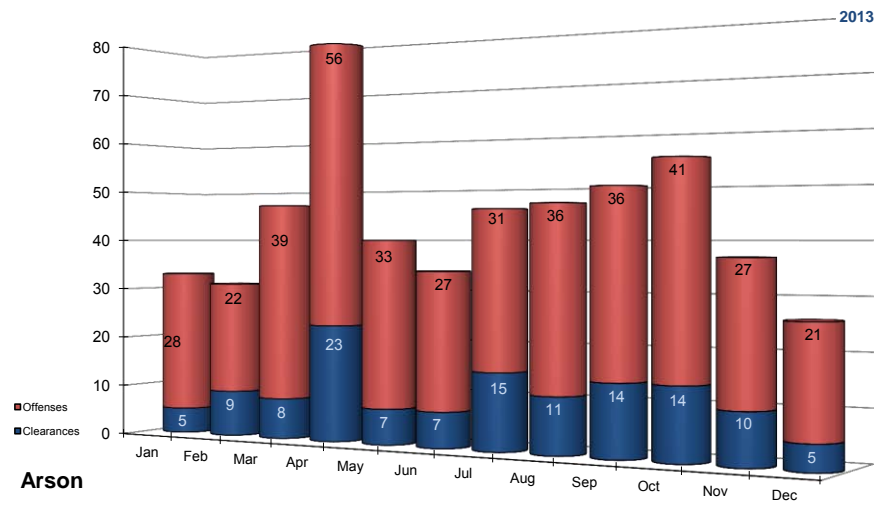
27.63% Cleared



24.26% Cleared



8.23% Cleared



32.24% Cleared

### Total Index Crimes In Nevada for Past Decade

	Murder	Rape	Robbery	Assault	Burglary	Larceny	MV Theft	Arson	Total Index Offenses	Rate/ 1,000 Pop.
2004	180	954	4,905	8,348	23,137	52,437	22,636	692	113,289	44.98
2005	210	1,015	4,709	8,727	23,458	51,983	26,934	777	117,813	46.77
2006	229	1,079	7,027	10,178	24,819	50,258	26,962	801	121,353	46.26
2007	194	1,094	6,932	11,039	24,839	49,744	22,333	639	116,814	42.97
2008	168	1,102	6,473	11,097	24,156	49,575	15,904	656	109,131	39.20
2009	170	1,014	6,045	11,365	22,029	46,236	12,367	529	99,755	35.83
2010	161	956	5,296	11,872	22,223	41,856	10,179	452	92,995	33.41
2011	151	895	4,635	9,981	20,309	40,265	9,470	466	86,172	30.96
2012	118	923	4,913	10,679	22,025	45,237	9,991	408	94,294	34.18
2013	159	1,081	5,179	9,822	22,913	45,702	9,967	397	95,220	34.13
<b>AVERAGE</b>	<b>174</b>	<b>1,011</b>	<b>5,611</b>	<b>10,311</b>	<b>22,991</b>	<b>47,329</b>	<b>16,674</b>	<b>582</b>	<b>104,684</b>	

## Total Index Crimes and Clearances by County and Month 2013

Counties	Jan		Feb		Mar		Apr		May		Jun		Jul		Aug		Sep		Oct		Nov		Dec		Total	
	Off	Clear	Off	Clear	Off	Clear	Off	Clear	Off	Clear	Off	Clear	Off	Clear	Off	Clear	Off	Clear	Off	Clear	Off	Clear	Off	Clear	Off	Clear
Carson County	130	48	76	36	70	33	77	34	113	33	83	27	113	39	70	21	82	35	85	29	90	34	74	16	1,063	385
Churchill County	41	15	56	14	55	18	52	9	45	6	44	9	57	12	64	14	39	12	55	19	33	11	67	31	608	170
Clark County	6,318	1,306	5,235	1,107	6,021	1,389	6,101	1,271	6,560	1,360	6,315	1,315	6,613	1,304	6,584	1,429	6,341	1,220	6,633	1,249	5,923	1,256	6,457	1,392	75,101	15,598
Douglas County	53	13	49	21	85	20	73	25	97	30	85	25	88	30	84	21	61	14	67	18	65	17	75	29	882	263
Elko County	98	26	111	18	144	24	120	21	147	26	153	35	114	35	163	23	126	27	139	33	120	23	107	19	1,542	310
Esmeralda County	0	1	1	0	6	0	1	0	3	1	2	1	2	1	0	0	-1	1	1	1	0	0	0	0	15	6
Eureka County	2	1	1	1	5	0	6	1	5	1	3	1	7	3	2	0	4	2	4	2	1	1	2	0	42	13
Humboldt County	20	11	24	10	23	18	23	9	25	8	27	11	28	15	26	16	25	13	21	14	18	15	28	20	288	160
Lander County	7	2	13	9	19	10	20	14	17	4	12	8	10	9	14	9	15	7	25	16	13	22	9	16	174	126
Lincoln County	0	3	10	4	7	4	3	1	4	1	9	1	0	3	1	1	4	3	7	0	4	4	1	1	50	26
Lyon County	92	17	109	14	95	19	101	12	102	29	111	28	126	17	112	18	127	19	105	16	103	16	117	15	1,300	220
Mineral County	0	0	0	0	0	0	0	0	0	0	0	0	0	0	0	0	0	0	0	0	0	0	0	0	0	0
Nye County	91	44	77	20	98	39	93	33	124	41	87	13	65	15	88	15	101	14	94	22	88	21	86	18	1,092	295
Pershing County	8	3	7	6	5	2	13	6	13	3	7	3	10	3	21	4	25	13	13	10	9	6	14	4	145	63
Storey County	15	5	7	9	6	4	10	5	10	1	12	7	13	7	17	8	13	8	11	4	8	3	4	4	126	65
Washoe County	964	265	916	236	1,013	260	1,088	304	1,084	298	1,068	299	1,245	272	1,197	279	1,106	286	1,056	302	991	223	952	283	12,680	3,307
White Pine County	5	3	6	5	4	2	6	4	5	2	12	6	7	3	20	8	7	3	12	6	13	7	15	4	112	53
<b>Totals</b>	<b>7,844</b>	<b>1,763</b>	<b>6,698</b>	<b>1,510</b>	<b>7,656</b>	<b>1,842</b>	<b>7,787</b>	<b>1,749</b>	<b>8,354</b>	<b>1,844</b>	<b>8,030</b>	<b>1,789</b>	<b>8,498</b>	<b>1,768</b>	<b>8,463</b>	<b>1,866</b>	<b>8,075</b>	<b>1,677</b>	<b>8,328</b>	<b>1,741</b>	<b>7,479</b>	<b>1,659</b>	<b>8,008</b>	<b>1,852</b>	<b>95,220</b>	<b>21,060</b>



**2013 Nevada UCR - - Annual Crime/ Clearance Summary - by Type and Agency**

Contributing Agency	Pop	Murder		Rape		Robbery		Assault		Burglary		Larceny		MV Theft		Arson		Total Crimes	Crime Rate	Cleared	Clearance Rate
		Off.	Clr.	Off.	Clr.	Off.	Clr.	Off.	Clr.	Off.	Clr.	Off.	Clr.	Off.	Clr.	Off.	Clr.				
Carson County																					
Carson SO	54,937	4	3	0	0	17	13	112	87	202	72	654	178	68	27	6	5	1,063	19.35	385	36.22%
County Total	54,937	4	3	0	0	17	13	112	87	202	72	654	178	68	27	6	5	1,063	19.35	385	36.22%
Churchill County																					
Churchill SO	15,934	0	0	0	1	0	0	12	8	91	23	102	25	14	5	0	0	219	13.74	62	28.31%
Fallon PD	8,411	0	0	2	1	0	0	21	13	63	19	285	70	17	5	1	0	389	46.25	108	27.76%
County Total	24,345	0	0	2	2	0	0	33	21	154	42	387	95	31	10	1	0	608	24.97	170	27.96%
Clark County																					
Boulder PD	15,219	2	2	4	1	1	1	15	9	52	6	105	21	22	6	2	1	203	13.34	47	23.15%
Clark Co. Schools PD*	314,643	0	0	13	2	17	7	112	30	191	30	895	25	22	3	17	6	1,267	4.03	103	8.13%
Henderson	268,237	8	4	45	17	160	55	154	99	1,405	247	3,416	1,078	537	40	22	9	5,747	21.43	1,549	26.95%
LV Metro PD	1,500,455	100	78	705	159	4,072	1,080	6,500	2,909	14,785	1,035	26,548	6,319	6,635	376	193	47	59,538	39.68	12,003	20.16%
LV Fire Dept*																64	20	64	N/A	20	31.25%
Mesquite	16,321	2	2	0	0	0	0	9	8	52	12	178	51	20	4	2	2	263	16.11	79	30.04%
North Las Vegas PD	225,632	7	3	85	18	463	94	1,251	658	2,050	208	2,936	732	983	71	7	4	7,782	34.49	1,788	22.98%
UNLV PD*	30,756	0	0	3	0	1	0	3	0	28	1	179	6	24	4	2	0	240	7.80	11	4.58%
County Total	2,025,864	119	89	855	197	4,714	1,237	8,044	3,713	18,563	1,539	34,257	8,232	8,243	504	309	89	75,104	37.07	15,600	20.77%
Douglas County																					
Douglas SO	47,194	2	2	12	7	11	6	41	36	143	34	630	167	41	10	2	1	882	18.69	263	29.82%
County Total	47,194	2	2	12	7	11	6	41	36	143	34	630	167	41	10	2	1	882	18.69	263	29.82%
Elko County																					
Elko SO	19,748	0	0	9	0	1	0	14	8	113	9	105	9	23	1	2	0	267	13.52	27	10.11%
Carlin PD	2,457	1	1	0	0	1	0	14	14	8	3	18	7	6	4	0	0	48	19.54	29	60.42%
Elko PD	25,496	7	3	20	7	12	7	50	40	276	52	607	66	95	12	0	0	1,067	41.85	187	17.53%
WestWendover PD	4,540	0	0	2	1	6	2	15	14	38	9	79	26	20	15	0	0	160	35.24	67	41.88%
County Total	52,241	8	4	31	8	20	9	93	76	435	73	809	108	144	32	2	0	1,542	29.52	310	20.10%
Esmeralda County																					
Esmeralda SO	777	0	0	0	0	1	0	1	1	3	1	7	2	3	2	0	0	15	19.31	6	40.00%
County Total	777	0	0	0	0	1	0	1	1	3	1	7	2	3	2	0	0	15	19.31	6	40.00%
Eureka County																					
Eureka SO	2,012	0	0	0	0	0	0	8	7	19	3	13	2	2	1	0	0	42	20.87	13	30.95%
County Total	2,012	0	0	0	0	0	0	8	7	19	3	13	2	2	1	0	0	42	20.87	13	30.95%
Humboldt County																					
Humboldt SO	9,450	0	0	0	0	1	0	50	50	24	8	29	7	11	4	0	0	115	12.17	69	60.00%
Winnemucca PD	7,827	1	1	0	0	2	2	15	14	48	28	96	39	11	6	1	2	174	22.23	92	52.87%
County Total	17,277	1	1	0	0	3	2	65	64	72	36	125	46	22	10	1	2	289	16.73	161	55.71%

**2013 Nevada UCR - - Annual Crime/ Clearance Summary - by Type and Agency**

Contributing Agency	Pop	Murder		Rape		Robbery		Assault		Burglary		Larceny		MV Theft		Arson		Total Crimes	Crime Rate	Cleared	Clearance Rate
		Off.	Clr.	Off.	Clr.	Off.	Clr.	Off.	Clr.	Off.	Clr.	Off.	Clr.	Off.	Clr.	Off.	Clr.				
Lander County																					
Lander SO	6,020	0	0	12	4	0	0	35	36	59	39	59	43	9	4	0	0	174	28.90	126	72.41%
County Total	6,020	0	0	12	4	0	0	35	36	59	39	59	43	9	4	0	0	174	28.90	126	72.41%
Lincoln County																					
Lincoln SO	5,440	0	0	0	0	0	0	4	4	1	2	37	13	7	6	1	1	50	9.19	26	52.00%
County Total	5,440	0	0	0	0	0	0	4	4	1	2	37	13	7	6	1	1	50	9.19	26	52.00%
Lyon County																					
Lyon SO	48,303	5	4	9	0	7	2	103	36	312	24	698	137	74	8	9	5	1,217	25.20	216	17.75%
Yerington PD	2,997	0	0	3	0	1	0	0	0	26	1	51	3	3	0	0	0	84	28.03	4	4.76%
County Total	51,300	5	4	12	0	8	2	103	36	338	25	749	140	77	8	9	5	1,301	25.36	220	16.91%
Mineral County																					
Mineral SO	4,636	0	0	0	0	0	0	0	0	0	0	0	0	0	0	0	0	0	0.00	0	0.00%
County Total	4,636	0	0	0	0	0	0	0	0	0	0	0	0	0	0	0	0	0	0.00	0	0.00%
Nye County																					
Nye SO	42,853	3	3	13	10	12	9	126	74	370	56	470	113	85	29	13	1	1,092	25.48	295	27.01%
County Total	42,853	3	3	13	10	12	9	126	74	370	56	470	113	85	29	13	1	1,092	25.48	295	27.01%
Pershing County																					
Pershing SO	4,879	0	0	2	1	0	0	30	16	7	1	23	2	11	4	1	1	74	15.17	25	33.78%
Lovelock PD	1,898	0	0	4	2	1	1	14	9	26	14	20	9	6	3	0	0	71	37.41	38	53.52%
County Total	6,777	0	0	6	3	1	1	44	25	33	15	43	11	17	7	1	1	145	21.40	63	43.45%
Storey County																					
Storey	3,933	0	0	3	4	2	1	32	28	32	6	54	25	2	0	1	1	126	32.04	65	51.59%
County Total	3,933	0	0	3	4	2	1	32	28	32	6	54	25	2	0	1	1	126	32.04	65	51.59%
Washoe County																					
Washoe SO	109,110	6	4	19	3	12	6	124	102	452	66	448	61	83	21	15	4	1,159	10.62	267	23.04%
Reno PD	232,561	14	10	68	8	305	109	767	431	1,411	157	4,901	1,283	868	100	18	8	8,352	35.91	2,106	25.22%
Sparks PD	92,768	2	1	43	12	70	35	156	100	559	160	1,710	503	253	43	13	9	2,806	30.25	863	30.76%
UNR PD*	25,445	0	0	1	0	1	0	4	4	18	7	124	7	5	2	1	0	154	6.05	20	12.99%
Washoe Co Schl PD*	62,986	0	0	1	0	1	1	8	7	16	2	170	41	0	0	0	0	196	3.11	51	26.02%
TMCC PD*	18,449	0	0	0	0	0	0	0	0	4	0	9	0	0	0	0	0	13	0.70	0	0.00%
County Total	434,439	22	15	132	23	389	151	1,059	644	2,460	392	7,362	1,895	1,209	166	47	21	12,680	29.19	3,307	26.08%
White Pine County																					
White Pine SO	10,091	0	0	3	1	1	0	22	15	29	16	46	16	7	4	4	1	112	11.10	53	47.32%
County Total	10,091	0	0	3	1	1	0	22	15	29	16	46	16	7	4	4	1	112	11.10	53	47.32%
Statewide Totals																					
Grand Total	2,790,136	118	95	1,081	259	5,179	1,431	9,822	4,867	22,913	2,351	45,702	11,086	9,991	820	397	128	94,294	33.80	21,758	23.07%

\* School population figures are not included in the county totals. These population figures are those reported by the state demographer.

## Comparison of Crimes / Clearances

2010-2013

### Nevada vs National Index Crime Rates

Per 1,000 Population

Nevada	Murder	Rape	Robbery	Assault	Burglary	Larceny	MV Theft	Arson	Total
2010	0.06	0.35	1.95	4.36	8.16	15.36	3.74	0.17	34.14
2011	0.06	0.33	1.70	3.67	7.46	14.79	3.48	0.17	31.66
2012	0.04	0.33	1.78	3.87	7.98	16.40	3.62	0.15	34.18
2013	0.06	0.39	1.86	3.52	8.21	16.38	3.57	0.14	34.13
<b>National</b>									
2010	0.05	0.28	1.19	2.53	7.01	20.06	2.39	0.20	33.71
2011	0.05	0.27	1.14	2.41	7.02	19.77	2.30	0.16	33.11
2012	0.05	0.27	1.13	2.42	6.70	19.59	2.30	0.19	33.11
2013	n/a	n/a	n/a	n/a	n/a	n/a	n/a	n/a	n/a

### Nevada vs National Crime Clearance Rates

By %

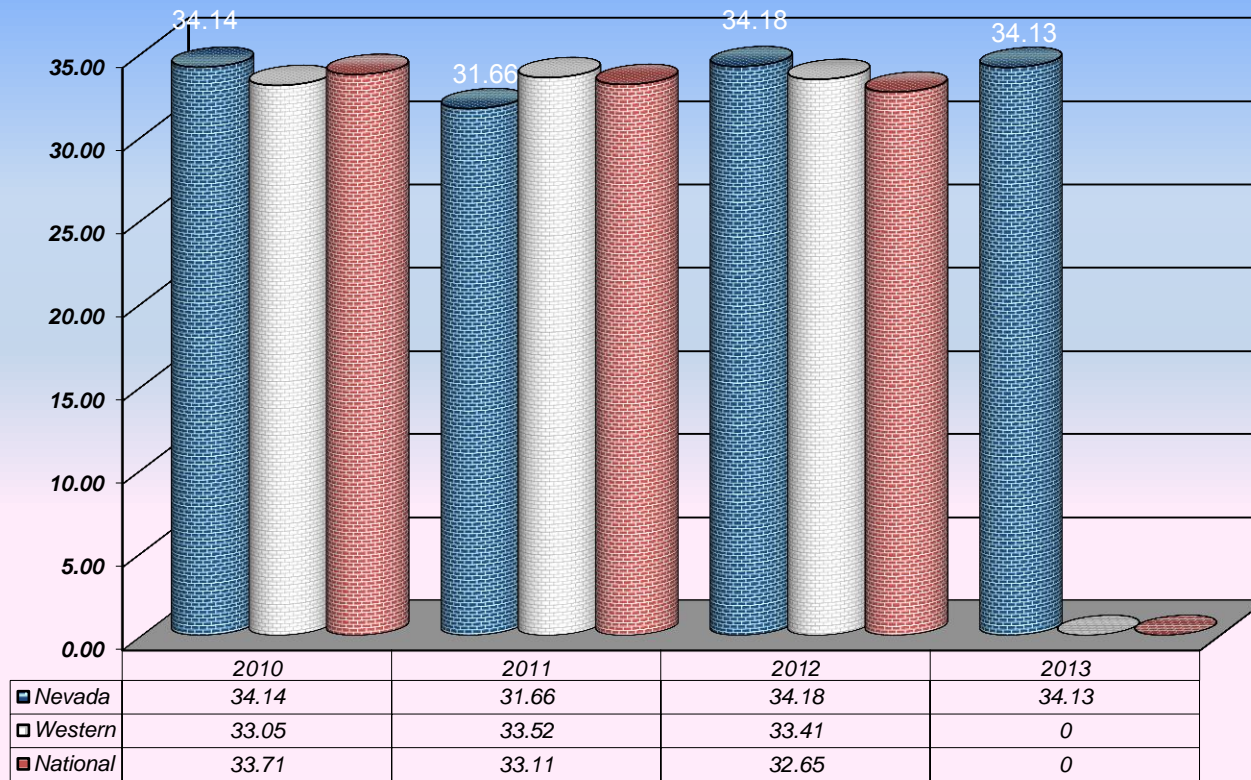
Nevada	Murder	Rape	Robbery	Assault	Burglary	Larceny	MV Theft	Arson	Total
2010	81.99%	23.95%	28.38%	50.83%	10.13%	29.92%	8.29%	20.80%	25.39%
2011	81.46%	22.12%	29.28%	52.55%	10.98%	24.73%	8.12%	19.31%	23.18%
2012	80.51%	25.03%	25.87%	50.21%	10.10%	25.80%	7.71%	33.09%	23.07%
2013	74.21%	23.96%	27.63%	49.55%	10.26%	24.26%	8.23%	32.24%	22.12%
<b>National</b>									
2010	64.80%	40.30%	28.20%	56.40%	12.40%	21.10%	11.80%	19.00%	25.40%
2011	64.80%	41.20%	28.70%	56.90%	12.70%	21.50%	11.90%	16.45%	25.42%
2012	62.50%	40.10%	28.10%	55.80%	12.70%	22.00%	11.90%	20.40%	25.35%
2013	n/a	n/a	n/a	n/a	n/a	n/a	n/a	n/a	n/a

## Comparison of Index Crime Rates per 1,000 population 2010 - 2013

	Murder	Rape	Robbery	Assault	Burglary	Larceny	MV Theft	Arson	Total
<b>2010</b>									
NV	0.06	0.35	1.95	4.36	8.16	15.36	3.74	0.17	<b>34.15</b>
Western	0.04	0.30	1.20	2.47	6.43	18.92	3.50	0.20	<b>33.05</b>
National	0.05	0.28	1.19	2.53	7.01	20.06	2.39	0.20	<b>33.71</b>
<b>2011</b>									
NV	0.06	0.33	1.70	3.67	7.46	14.79	3.48	0.17	<b>31.66</b>
Western	0.04	0.28	1.12	2.34	6.42	18.58	3.31	1.42	<b>33.52</b>
National	0.05	0.27	1.14	2.41	7.02	19.77	2.30	0.16	<b>33.11</b>
<b>2012</b>									
NV	0.05	0.33	1.78	3.87	7.98	16.40	3.62	0.15	<b>34.18</b>
Western	0.04	0.08	1.16	2.39	6.63	19.24	3.63	0.24	<b>33.41</b>
National	0.05	0.27	1.13	2.42	6.70	19.59	2.30	0.19	<b>32.65</b>
<b>2013</b>									
NV	0.06	0.39	1.86	3.52	8.21	16.38	3.57	0.14	<b>34.13</b>
Western	n/a	n/a	n/a	n/a	n/a	n/a	n/a	n/a	n/a
National	n/a	n/a	n/a	n/a	n/a	n/a	n/a	n/a	n/a

\*2012 is the latest National data reported/available at the time of publication.

### 2013 Total Index Crime Rates Nevada, Western States, National



\*2012 is the latest National data reported/available at the time of publication.

# VIOLENT CRIMES

2013

## Crime Clock - One Violent Crime Every 32 Minutes and 21 Seconds

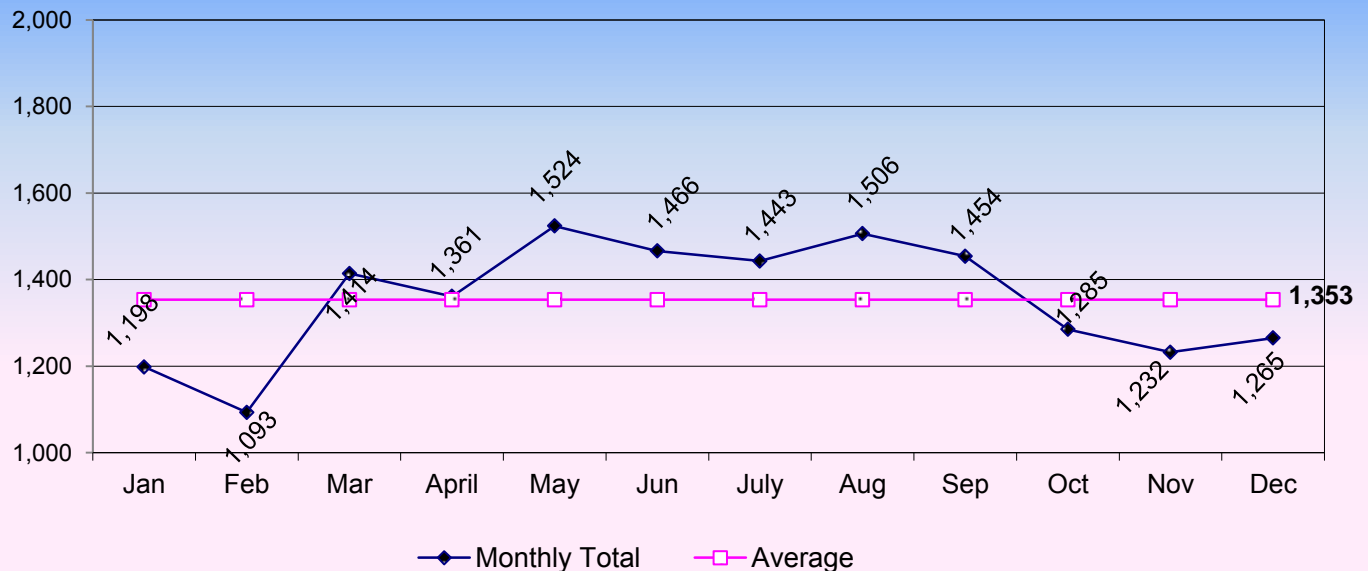
Crimes of violence involve the element of personal confrontation between the perpetrator and victim and entail the threat or use of violence. By their very nature, violent crimes (murder, rape, robbery and aggravated assault) are considered more serious than property crimes. The total number indicates only the number of incidents reported to enforcement and does not reflect the number of criminals who committed them or the number of injuries inflicted.

The 2013 violent crime rate in Nevada was 5.82 offenses per 1,000 population. Violent crimes represented 17.06% of all reported index crimes. Enforcement agencies cleared 6,675 violent crimes for a 41.10% clearance rate.

## 2010 to 2013 Year-to-Year Violent Crime Trends

Violent Crime	2010	2011	Dif from 2010	%	2012	Dif from 2011	%	2013	Dif from 2012	%
Murder	161	151	-10	-6.2%	118	-33	-21.9%	159	41	34.7%
Rape	956	895	-61	-6.4%	923	28	3.1%	1,081	158	17.1%
Robbery	5,296	4635	-661	-12.5%	4913	278	6.0%	5,179	266	5.4%
Agg. Assault	11,872	9981	-1,891	-15.9%	10679	698	7.0%	9,822	-857	-8.0%
<b>Totals</b>	<b>18,285</b>	<b>15,662</b>	<b>-2,623</b>	<b>-14.35%</b>	<b>16,633</b>	<b>971</b>	<b>6.20%</b>	<b>16,241</b>	<b>-392</b>	<b>-2.36%</b>

## 2013 Violent Crimes by Month and Monthly Average



## PROPERTY CRIMES

2013

### Crime Clock - One Property Crime Every 6 Minutes, 39 Seconds

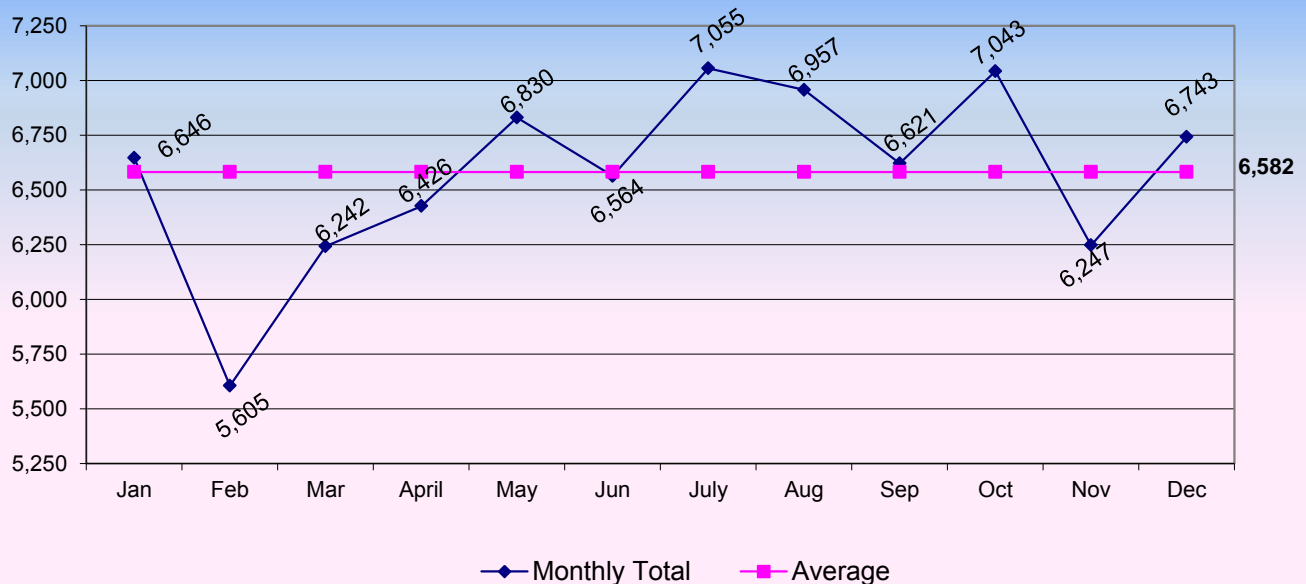
Property crimes include burglary, larceny, motor vehicle theft and arson. These crimes do not involve the threat of violence, but entail property taken from one by another, or the destruction of property by arson. Because arson is the most recent addition to the crime index, to this point in time, the UCR Program has not fully reported it along with the other offenses. The reason for this is not all agencies participating in the UCR Program have consistently reported arson information, thus data reliability is still marginal.

There were 78,979 property crimes reported in 2013 (up by 1,308 or 1.70% from 2012), representing 82.94% of total reported index crimes. Enforcement agencies cleared 14,385 i.e. 19.06% vs 18.21% reported in 2012, of the property offenses. Nevada's property crime rate per 1,000 population in 2013 was 28.31.

### 2010 to 2013 Year-to-Year Property Crime Trends

Property Crime	2010	2011	Dif from 2010	%	2012	Dif from 2011	%	2013	Dif from 2012	%
Burglary	22,223	20,309	-1,914	-8.6%	22,025	1,716	8.4%	22,913	888	4.0%
Larceny	41,856	40,265	-1,591	-3.8%	45,237	4,972	12.3%	45,702	465	1.0%
MV Theft	10,179	9,470	-709	-7.0%	9,991	521	5.5%	9,967	-24	-0.2%
Arson	452	466	14	3.1%	408	-58	-12.4%	397	-11	-2.7%
<b>Totals</b>	<b>74,710</b>	<b>70,510</b>	<b>-4,200</b>	<b>-5.62%</b>	<b>77,661</b>	<b>7,151</b>	<b>10.14%</b>	<b>78,979</b>	<b>1,318</b>	<b>1.70%</b>

2013 Property Crimes by Month & Monthly Average



This page is left intentionally blank.



# MURDER STATISTICS

## Clark County

The first concrete for Hoover Dam was poured on June 6, 1933. The concrete was poured in huge blocks, up to 50 feet square and 5 feet high. It is estimated that if the concrete was done in one continuous pour it would have taken 125 years to cure.



This page is left intentionally blank.

## MURDER AND NEGLIGENT MANSLAUGHTER

2013

### Crime Clock - One Murder Every 2 Days, 7 Hours and 6 minutes

**Murder and non-negligent manslaughter** are described by UCR as the willful (non-negligent) killing of one human being by another, or, if the death is the result of the commission of another criminal act.

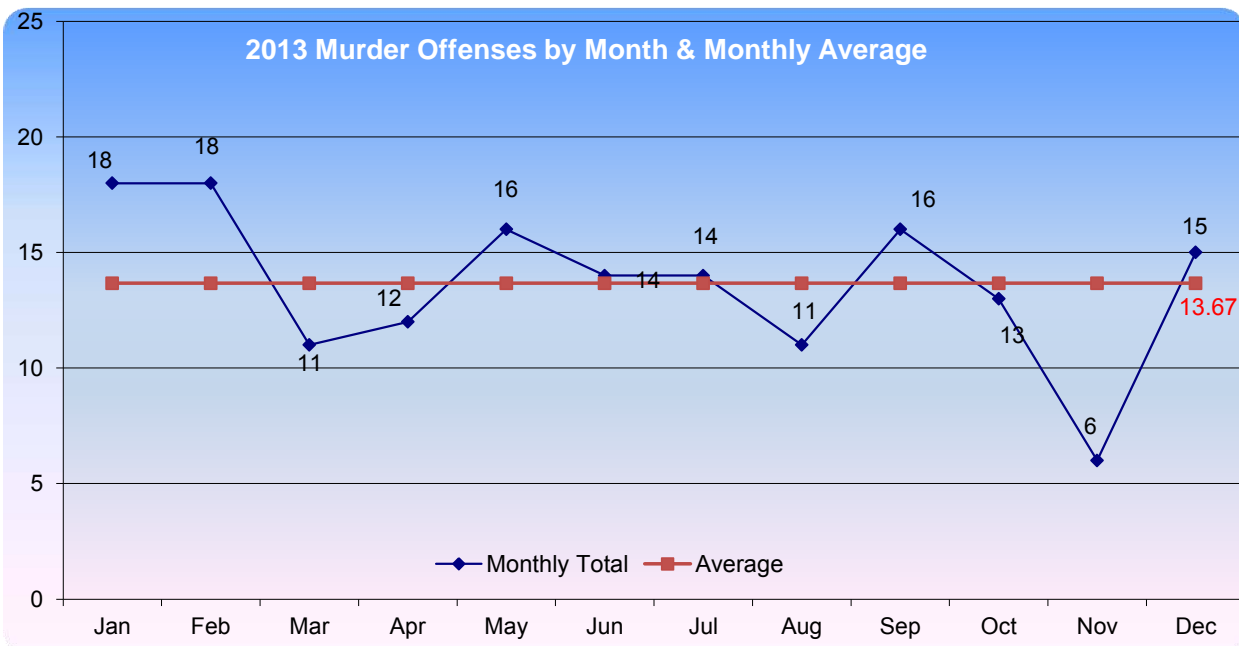
Murder--NRS 200.010: "Murder is the unlawful killing of a human being . (1) With malice aforethought, either express or implied. (2) Caused by a controlled substance which was sold, given, traded or otherwise made available to a person in violation of Chapter 453 of NRS. (3) Caused by a violation of NRS 453.3325"

Manslaughter--NRS 200.040: (1) "Manslaughter: (a) Is the unlawful killing of a human being, without malice express or implied, and without any mixture of deliberation...(2) Manslaughter must be voluntary, upon a sudden heat of passion, caused by provocation apparently sufficient to make the passion irresistible; or, involuntary, in the commission of an unlawful act without due caution or circumspection. (3) Manslaughter does not include vehicular manslaughter"

Included in this publication's count for this offense classification are deaths caused by negligence. Although manslaughter by negligence is recorded on the "offense known to police" form along with murder, it is not considered by the UCR Program to be an index offense. Attempts to murder or assaults to murder are scored as aggravated assaults and not murder.

### Five - Year Trends

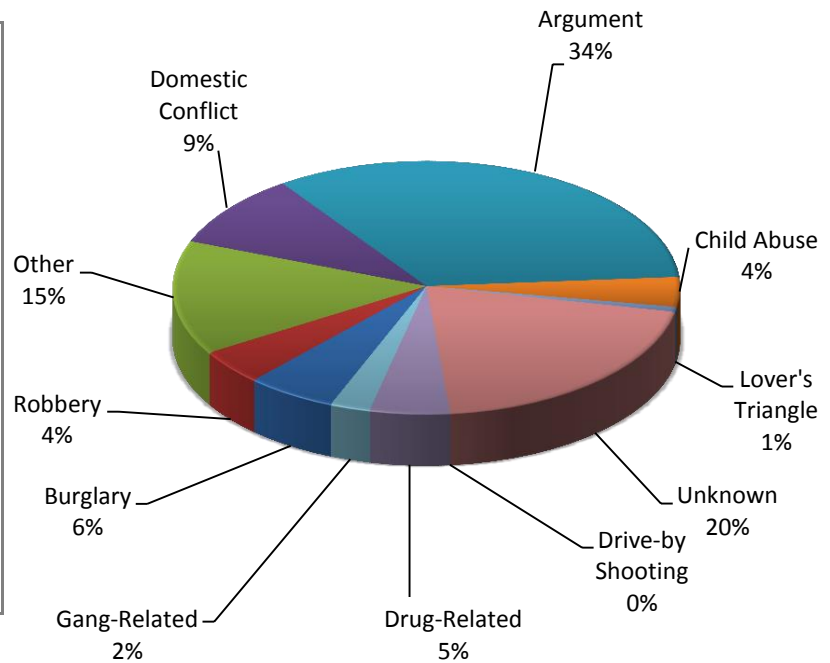
	Number Reported	% Change from Previous Year	Rate/1,000
<b>2009</b>	170	1.19%	0.062
<b>2010</b>	161	-5.29%	0.059
<b>2011</b>	151	-6.21%	0.055
<b>2012</b>	129	-14.57%	0.047
<b>2013</b>	<b>164</b>	<b>27.13%</b>	<b>0.059</b>





## Murder Distribution by Circumstances and Relationship

Circumstances*	Number	% of Total
Burglary	9	6%
Robbery	7	4%
Other	23	15%
Domestic Conflict	15	9%
Argument	53	34%
Child Abuse	6	4%
Lover's Triangle	1	1%
Unknown	32	20%
Drive-by Shooting	0	0%
Drug-Related	8	5%
Gang-Related	4	3%
<b>Total</b>	<b>158</b>	<b>100%</b>



\*Due to the unlimited set of possible circumstances surrounding homicides, it is difficult to provide clear-cut or precise statistical categories for all. To achieve uniformity, the number of circumstance categories has been kept to a minimum. Caution is suggested in drawing generalizations from the data without more deliberate analysis. This table makes no attempt to analyze the motives of offenders, but rather to display general circumstances surrounding events. Also note that it is possible to have more than one victim/murder for each circumstance.

\*\*The number of relationships may not agree with the number of victims due to instances of multiple offenders or victims.

Relationship - Victim to Offender**	Number				% of Total			
	2010	2011	2012	2013	2010	2011	2012	2013
Wife	8	8	7	6	5.0%	5.3%	4.1%	3.8%
Husband	2	3	1	0	1.2%	2.0%	0.6%	0.0%
Son	7	6	6	6	4.3%	4.0%	3.5%	3.8%
Daughter	1	2	7	5	0.6%	1.3%	4.1%	3.2%
Other Family Member	15	16	11	10	9.3%	10.6%	6.4%	6.4%
Total Family	33	35	32	27	20.5%	23.2%	18.7%	17.3%
Dating Relationship	18	8	9	11	11.2%	5.3%	5.3%	7.1%
Former Spouse	0	3	4	1	0.0%	2.0%	2.3%	0.6%
Former Cohabitant	0	0	0	2	0.0%	0.0%	0.0%	1.3%
Friend	11	6	2	5	6.8%	4.0%	1.2%	3.2%
Acquaintance	30	23	28	32	18.6%	15.2%	16.4%	20.5%
Stranger	33	31	27	25	20.5%	20.5%	15.8%	16.0%
Unknown	36	45	69	53	22.4%	29.8%	40.4%	34.0%
Total Other	128	116	139	129	79.5%	76.8%	81.3%	82.7%
<b>Total</b>	<b>161</b>	<b>151</b>	<b>171</b>	<b>156</b>	<b>100%</b>	<b>100%</b>	<b>100%</b>	<b>100%</b>

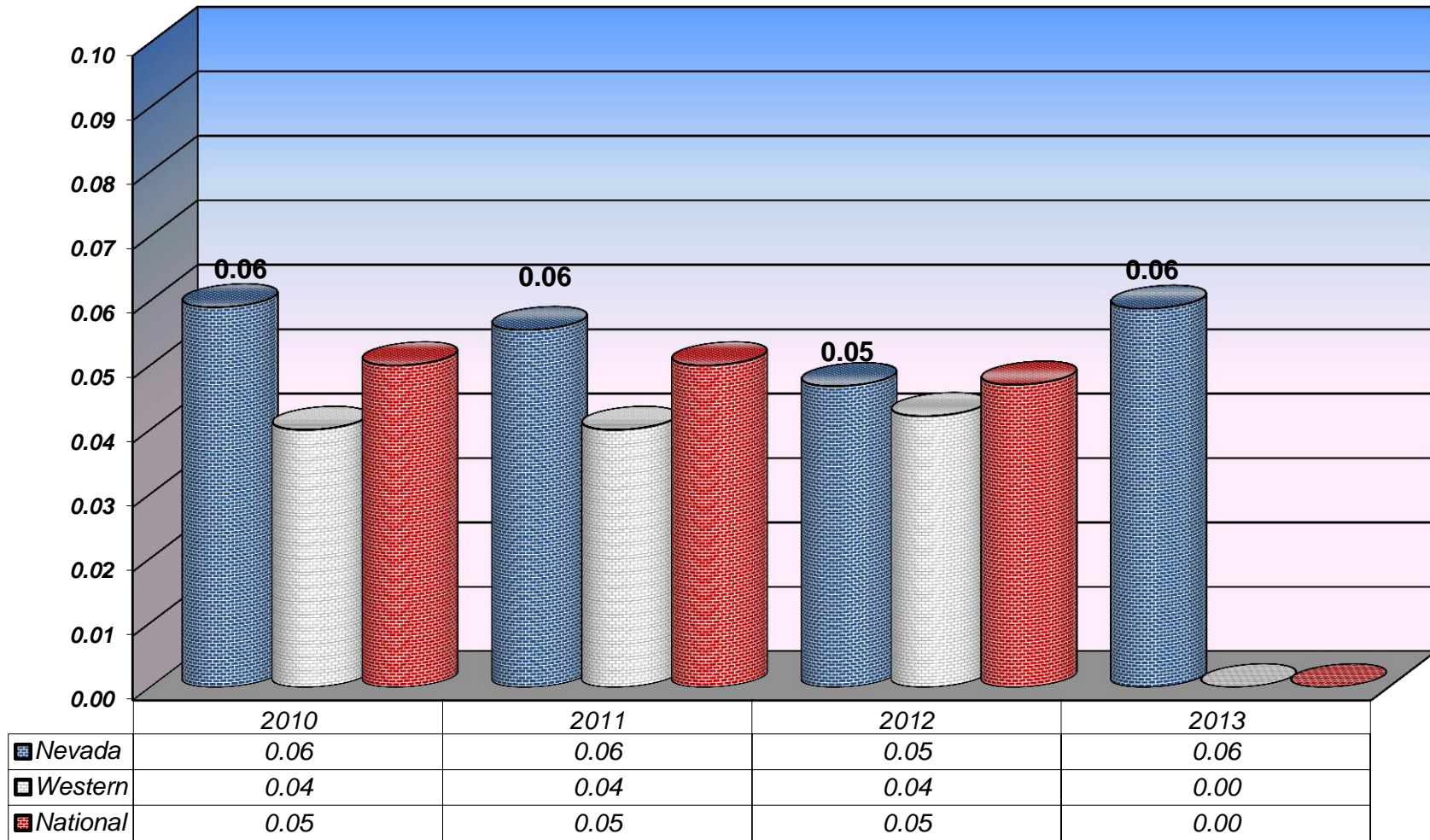
## Murder Distribution by Age, Gender and Weapon 2010 - 2013

Victims	Male				Female			
	2010	2011	2012	2013	2010	2011	2012	2013
00 - 14	9	6	6	11	4	5	7	3
15 - 24	23	24	12	23	14	6	4	11
25 - 34	31	36	23	28	7	8	7	6
35 - 44	16	16	28	20	6	6	4	7
45 - 54	18	17	11	30	5	6	6	6
55 - 64	9	7	7	11	4	3	7	2
65+	6	3	2	9	9	8	3	3
Unknown	0	0	1	0	0	0	1	1
<b>Total</b>	<b>112</b>	<b>109</b>	<b>90</b>	<b>132</b>	<b>49</b>	<b>42</b>	<b>39</b>	<b>39</b>

Offenders	Male				Female			
	2010	2011	2012	2013	2010	2011	2012	2013
00 - 14	1	1	2	2	0	0	0	1
15 - 24	39	22	35	36	2	1	2	2
25 - 34	49	39	33	46	5	4	10	5
35 - 44	21	14	15	15	2	3	3	3
45 - 54	11	13	14	21	4	3	3	1
55 - 64	10	9	8	6	0	0	1	0
65+	4	2	2	1	0	0	0	1
Unknown	41	51	30	35	1	1	0	0
<b>Total</b>	<b>176</b>	<b>151</b>	<b>139</b>	<b>162</b>	<b>14</b>	<b>12</b>	<b>19</b>	<b>13</b>

Weapon	Number				% of Total			
	2010	2011	2012	2013	2010	2011	2012	2013
Handgun	86	89	40	24	53.5%	58.9%	31.0%	14.3%
Long-gun	9	10	4	4	3.5%	6.6%	3.1%	2.4%
Firearm, Unknown	0	0	33	63	1.8%	0.0%	25.6%	37.5%
Knife, Cutting Device	22	15	16	23	11.8%	9.9%	12.4%	13.7%
Hands, Fists, Feet	18	18	4	14	12.9%	11.9%	3.1%	8.3%
Blunt Inst.	10	5	15	5	5.9%	3.3%	11.6%	3.0%
Fire/Smoke Inhalation	1	3	3	0	0.0%	2.0%	2.3%	0.0%
Asphyxiation/Gas	9	4	2	2	1.8%	2.6%	1.6%	1.2%
Unknown	1	4	4	14	1.8%	2.6%	3.1%	8.3%
Other	5	3	8	19	7.1%	2.0%	6.2%	11.3%
<b>Total</b>	<b>161</b>	<b>151</b>	<b>129</b>	<b>168</b>	<b>100%</b>	<b>100%</b>	<b>100%</b>	<b>100%</b>

## Murder Rates: Nevada, Western and National 2010-2013





# RAPE STATISTICS



## Churchill County

The county seat of Fallon is home to the Naval Air Station which houses the TOPGUN flight school.





This page is left intentionally blank.

## RAPE

2013

### **Crime Clock - One Rape Every 8 Hours, 6 Minutes**

**NOTE:** In 2011, the FBI UCR Program revised the definition of Rape for reporting purposes. As the offense is now defined, it is possible to report males and females as rape victims. Through the end of 2013, Nevada reported rape using the Historical Rape definition.\*

**Rape** - penetration, no matter how slight, of the vagina or anus with any body part or object, or oral penetration by a sex organ of another person, without the consent of the victim.

**\*Historical rape**, as defined in the UCR Program, is the carnal knowledge of a female forcibly and against her will. Assaults or attempts to commit rape by force or threat of force are also included. Statutory rape (without force) and other sex offenses are excluded.

Most rapes in Nevada in 2013 occurred during the months of June (128) and October (113) accounting for 22.29% of the yearly total of 1081, while the lowest months were January (68) and March with 70.

In 2013 Nevada law enforcement was able to clear 23.96% of rapes.

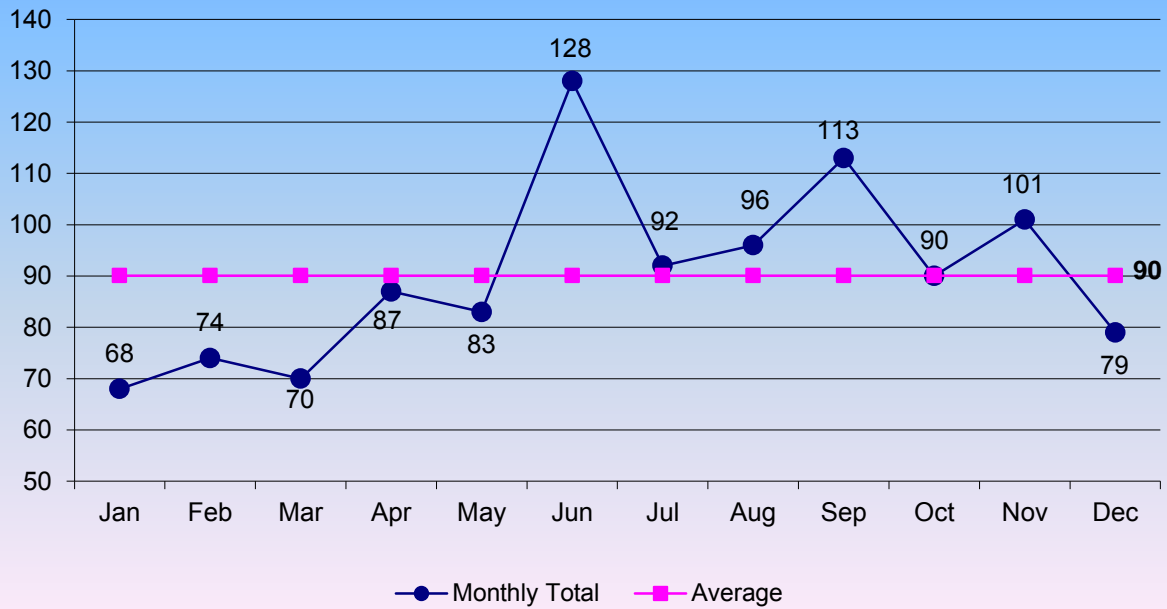
### Five - Year Trends

	Number Reported	% Change from Previous Year	Rate/1,000
2009	1,014	-7.99%	0.37
2010	956	-5.72%	0.35
2011	895	-6.38%	0.33
2012	923	3.13%	0.33
2013	1,081	17.12%	0.39

### Completed and Attempted Rapes

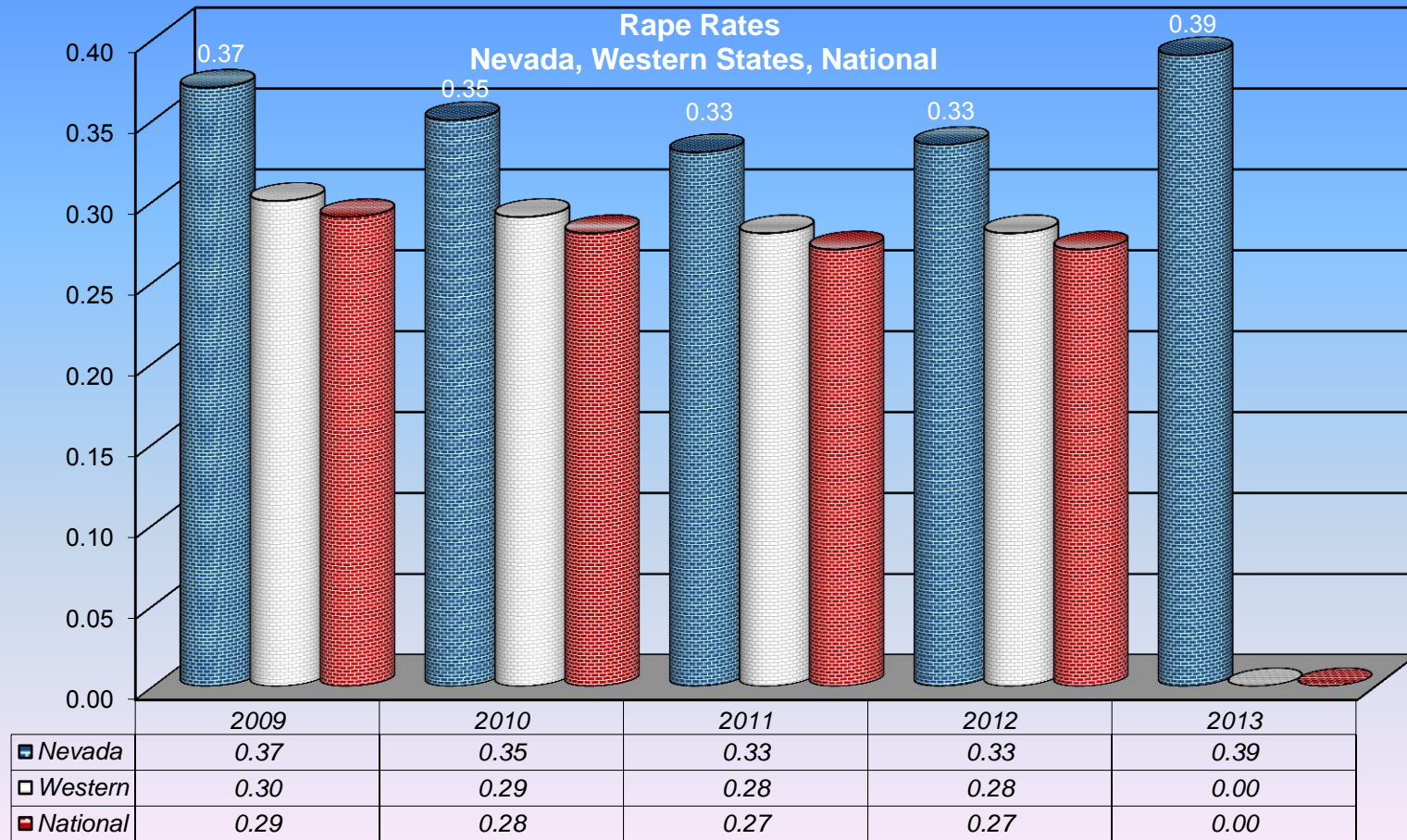
	Completed	Attempted	Total
2009	872	142	1,014
2010	798	158	956
2011	756	139	895
2012	822	101	923
2013	939	142	1,081

## 2013 Rape Offenses by Month & Monthly Average



## Profile of Persons Arrested


AGE	2009	2010	2011	2012	2013	5-year Average	% for 2013
<b>17 and Under</b>	18	23	28	24	36	25.80	16%
<b>18-24</b>	41	41	42	43	39	41.20	18%
<b>25-29</b>	27	25	29	27	39	29.40	18%
<b>30-34</b>	39	15	18	40	33	29.00	15%
<b>35-39</b>	30	23	16	19	20	21.60	9%
<b>40 and Over</b>	49	41	48	47	52	47.40	24%
<b>Total</b>	264	204	181	181	219	210	20.88%
Male	262	203	168	178	216	205	98.63%
Female	2	1	5	3	5	3	2.28%



This page is left intentionally blank.



# ROBBERY STATISTICS



## Douglas County

Is home to the state's oldest bar, which is still a favorite watering-hole amongst the locals.



This page is left intentionally blank.

# ROBBERY

2013

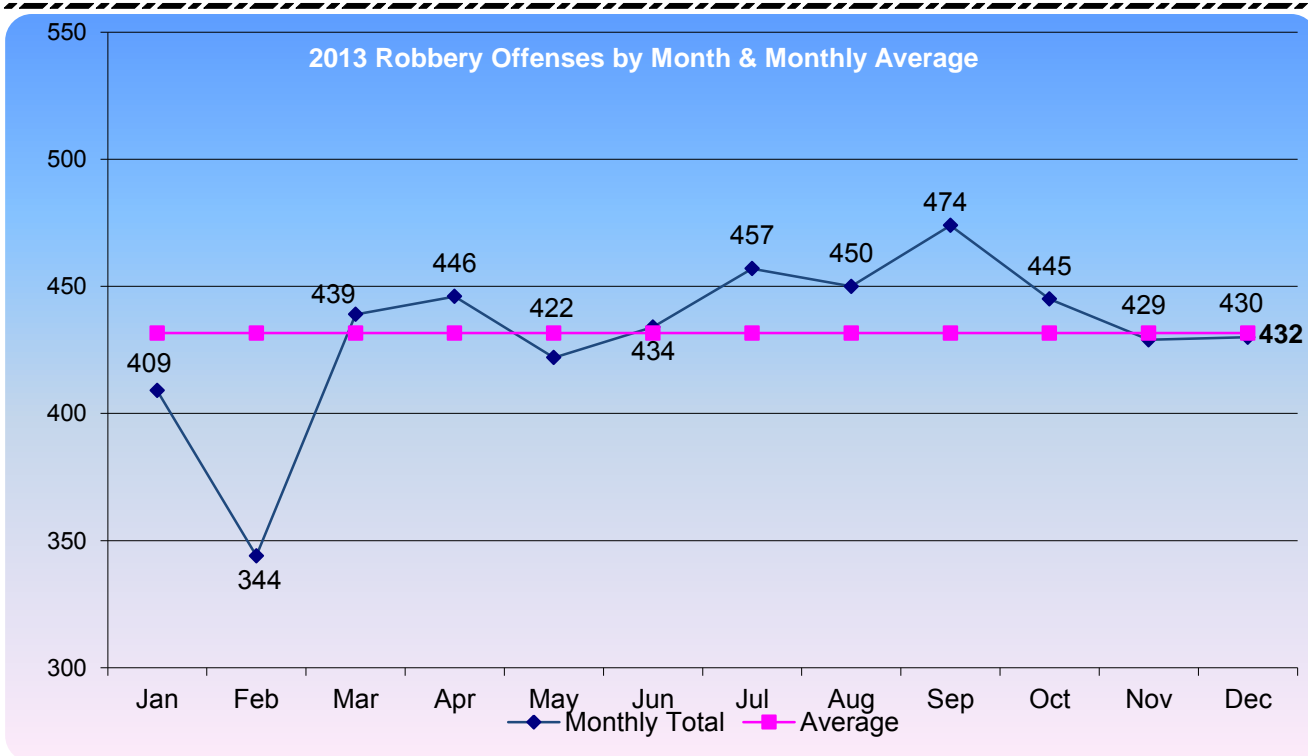
## Crime Clock - One Robbery Every 1 Hour, 41 Minutes

**Robbery** is defined by UCR as "the felonious and forcible taking of the property of another against his will by violence or by putting him in fear." All attempts to rob are included in the UCR report.

Robbery--NRS 200.380: "Robbery is the unlawful taking of personal property from the person of another, or in the presence, against his will, by means of force or violence or fear of injury, immediate or future, to his person or property, or the person or property of a member of his family, or of anyone in his company at the time of the robbery. A taking is by means of force or fear if used to: (a) Obtain or retain possession of the property; (b) Prevent or overcome resistance to the taking; or (c) Facilitate escape. The degree of force used is immaterial if it is used to compel acquiescence to the taking of or escaping with the property. A taking constitutes robbery whenever it appears that, although the taking was fully completed without the knowledge of the person from whom taken, such knowledge was prevented by the use of force or fear."

## Five - Year Trends

	Number Reported	% Change from Previous Year	Rate/1,000
2009	6,045	-6.61%	2.21
2010	5,296	-12.39%	1.93
2011	4,635	-12.48%	1.70
2012	4,914	6.02%	1.78
2013	5,179	5.39%	1.86





## Robbery

**2013**

### Weapon Types Used

TYPE	2009	2010	2011	2012	2013	5-year Average	% for 2013
Firearm	2,292	1,914	1,862	1,690	1,849	1,921	35.70%
Knife	525	473	408	430	448	457	8.65%
Other Weapon	517	519	404	485	541	493	10.45%
Strong Arm	2711	2390	1961	2308	2,341	2,342	45.20%
<b>TOTAL</b>	<b>6,045</b>	<b>5,296</b>	<b>4,635</b>	<b>4,913</b>	<b>5,179</b>	<b>5,214</b>	<b>100.00%</b>

### Profile of Persons Arrested

AGE	2009	2010	2011	2012	2013	5-year Average	% for 2013
17 and Under	441	339	292	232	183	297	11.19%
18-24	727	652	567	542	569	611	34.78%
25-29	294	253	235	230	292	261	17.85%
30-34	180	188	164	184	221	187	13.51%
35-39	124	92	117	114	123	114	7.52%
40 and Over	298	245	219	236	248	249	15.16%
<b>TOTAL</b>	<b>2,064</b>	<b>1,769</b>	<b>1,594</b>	<b>1,538</b>	<b>1,636</b>	<b>1,720</b>	<b>100.00%</b>
<b>Male</b>	<b>1,780</b>	<b>1,351</b>	<b>1,364</b>	<b>1,277</b>	<b>1,351</b>	<b>1,425</b>	<b>82.58%</b>
<b>Female</b>	<b>284</b>	<b>285</b>	<b>230</b>	<b>261</b>	<b>285</b>	<b>269</b>	<b>17.42%</b>

### Classification by Location and Number of Offenses

LOCATION	2009	2010	2011	2012	2013	5-year Average	% for 2013
Highway, Street, Alley, etc.	1,837	1,459	1,157	1,649	1,524	1,525	31.02%
Commercial House	1,495	1,340	1,229	1,127	1,246	1,287	25.36%
Gas/Service Station	102	90	78	53	77	80	1.57%
Convenience Store	425	371	377	290	381	369	7.75%
Residence	1,256	1,253	1,082	1,187	1,233	1,202	25.10%
Bank/Lending Inst.	126	139	87	103	123	116	2.50%
Miscellaneous	804	644	625	505	594	634	12.09%
<b>TOTAL</b>	<b>6,473</b>	<b>6,045</b>	<b>4,635</b>	<b>4,914</b>	<b>4,913</b>	<b>5,396</b>	<b>100.00%</b>

## Robbery

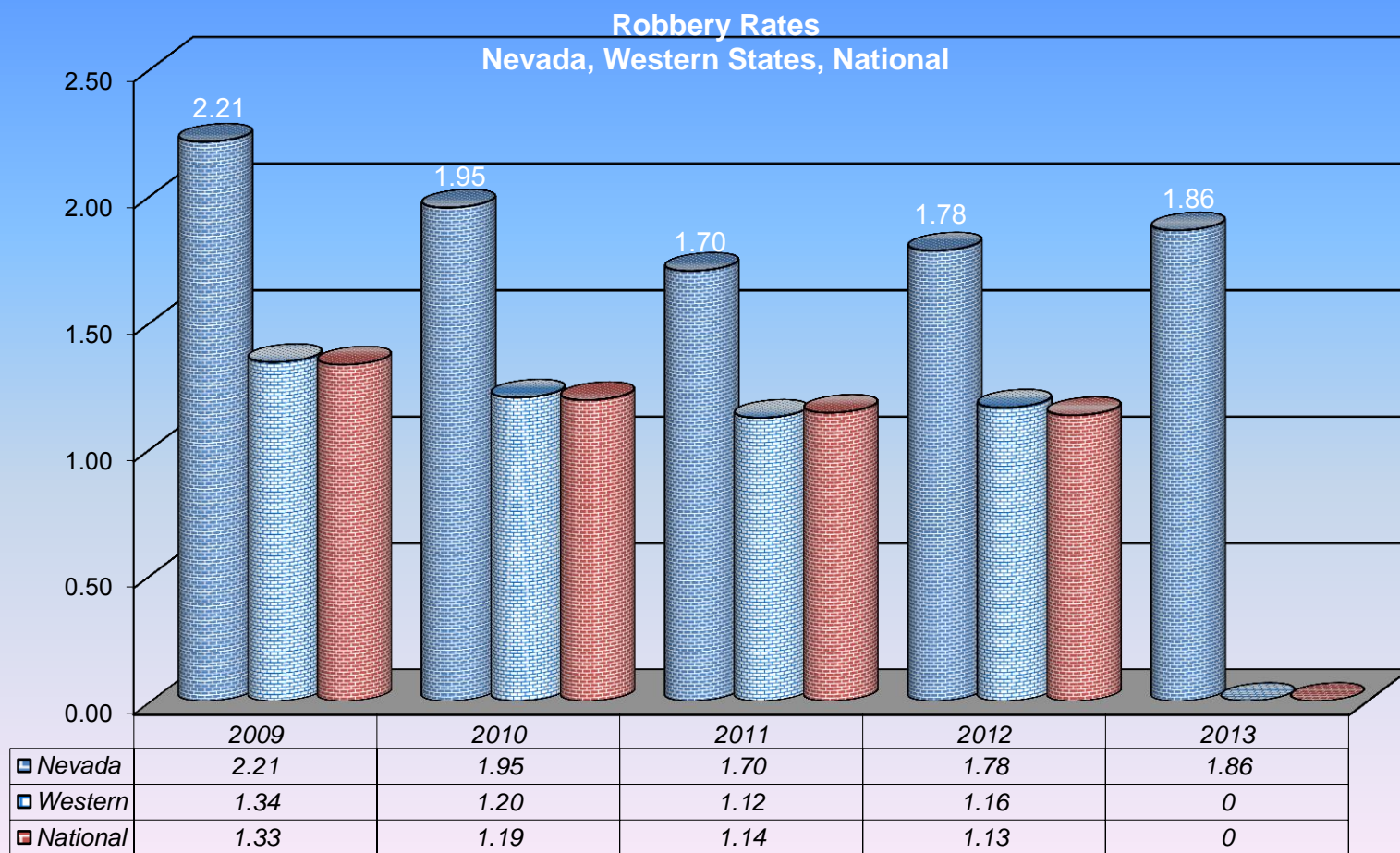
2013

### Classification by Location and Value of Property Stolen

LOCATION	2009	2010	2011	2012	2013	5-year Average
Highway, Street, Alley, etc.	1,110,080	1,124,836	569,157	1,127,158	1,166,285	1,019,503
Commercial House	3,644,538	3,146,935	1,757,731	2,658,946	1,969,213	2,635,473
Gas/Service Station	70,704	93,138	142,281	160,587	38,003	100,943
Convenience Store	169,114	169,074	175,859	101,494	105,220	144,152
Residence	4,459,529	1,437,119	1,257,504	1,293,318	1,178,901	1,925,274
Bank/Lending Inst.	548,213	530,402	231,247	163,613	235,266	341,748
Miscellaneous	463,554	303,402	429,700	1,541,876	513,288	650,364
<b>Total</b>	<b>10,465,732</b>	<b>6,804,906</b>	<b>4,563,479</b>	<b>7,046,992</b>	<b>5,206,176</b>	<b>6,817,457</b>

### Classification by Location and Value of Property Stolen in %

LOCATION	2009	2010	2011	2012	2013	5-year Average
Highway, Street, Alley, etc.	10.61%	16.53%	12.47%	15.99%	22.40%	14.95%
Commercial House	34.82%	46.25%	38.52%	37.73%	37.82%	38.66%
Gas/Service Station	0.68%	1.37%	3.12%	2.28%	0.73%	1.48%
Convenience Store	1.62%	2.48%	3.85%	1.44%	2.02%	2.11%
Residence	42.61%	21.12%	27.56%	18.35%	22.64%	28.24%
Bank/Lending Inst.	5.24%	7.79%	5.07%	2.32%	4.52%	5.01%
Miscellaneous	4.43%	4.46%	9.42%	21.88%	9.86%	9.54%
<b>Total</b>	<b>100%</b>	<b>100%</b>	<b>100%</b>	<b>100%</b>	<b>100.00%</b>	<b>100%</b>





# AGGRAVATED ASSAULT STATISTICS



## ELKO COUNTY

Is home to the Ruby Mountains which were named after the garnet gemstones found by early explorers and is a favorite recreation spot in the state.



This page is left intentionally blank.

## AGGRAVATED ASSAULT

2013

### **Crime Clock - One Aggravated Assault Every 53 Minutes, 30 Seconds**

An **aggravated assault** is an attempt or offer, with unlawful force or violence, to do physical injury to another. This type of assault is usually accompanied by the use of a weapon or other means likely to produce death or serious bodily injury. Attempts are included since it is not necessary that an injury result when a gun, knife, or other weapon is used which could and probably would result in serious personal injury if the crime is successfully completed. Assaults with personal weapons (hands, fists, feet) are scored as aggravated if there is personal injury requiring more than simple first-aid treatment.

**Assault**--NRS 200.471: (a) "Assault" means: (1) Unlawfully attempting to use physical force against another person; or (2) Intentionally placing another person in reasonable apprehension of immediate bodily harm.

**Battery**--NRS 200.481: (1) (a) "...means any willful and unlawful use of force or violence upon the person of another."

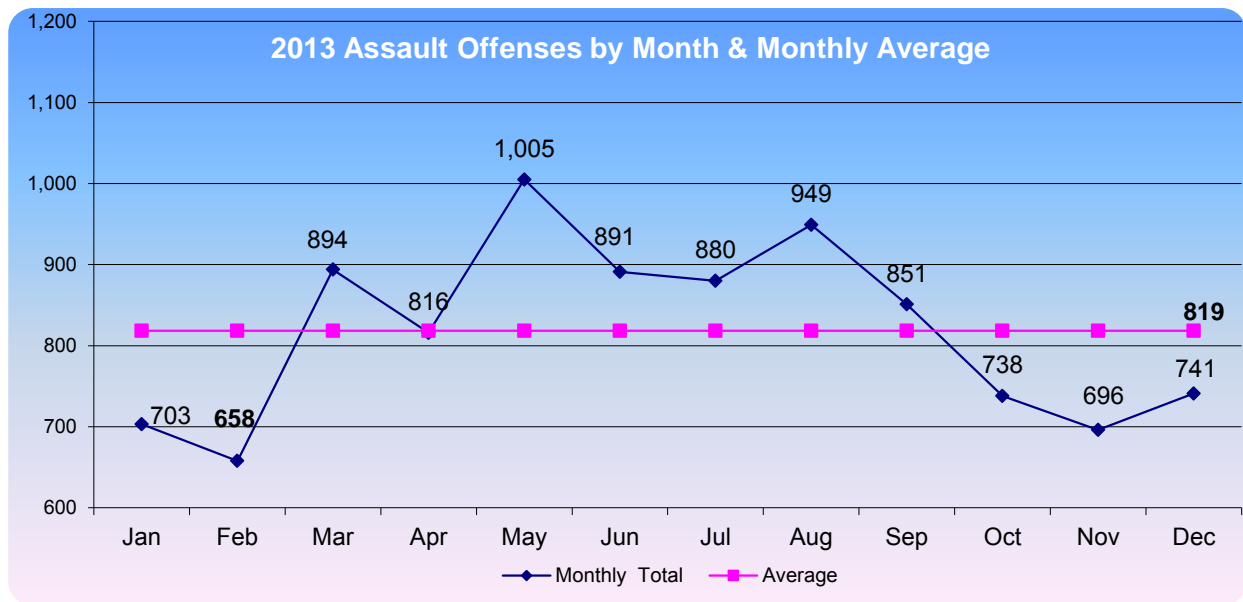
Not included in this class are simple (non-aggravated) assaults. Simple assaults are non-index offenses, although a record is kept of these assaults on the "Offenses Known to Police" form. During 2012, there were 36,719 simple assaults reported in Nevada, with a clearance rate of 54.2%.

There were 9,822 aggravated assault offenses reported to enforcement in 2013. The range went from 658 in February to 1,005 in May.

In 2013, Nevada law enforcement cleared 4,867 aggravated assaults, i.e. 49.55%.

### Five - Year Trends

	Number Reported	% Change from Previous Year	Rate/1,000
2009	11,365	2.42%	4.15
2010	11,872	4.46%	4.35
2011	9,981	-15.93%	3.65
2012	10,679	6.99%	3.87
2013	9,822	-8.03%	3.52



### Weapon Types Used

TYPE	2009	2010	2011	2012	2013	5-year Average	% for 2013
Firearm	1,748	1,682	1,502	1,590	1,679	1,640	17.09%
Knife	2,028	2,024	1,821	2,110	1,925	1,982	19.60%
Other Weapon	5,725	5,877	4,509	4,705	4,097	4,983	41.71%
Strong Arm	1,864	2,289	2,146	2,274	2,121	2,139	21.59%
<b>Total</b>	<b>11,365</b>	<b>11,872</b>	<b>9,978</b>	<b>10,679</b>	<b>9,822</b>	<b>10,743</b>	<b>100%</b>

### Profile of Persons Arrested

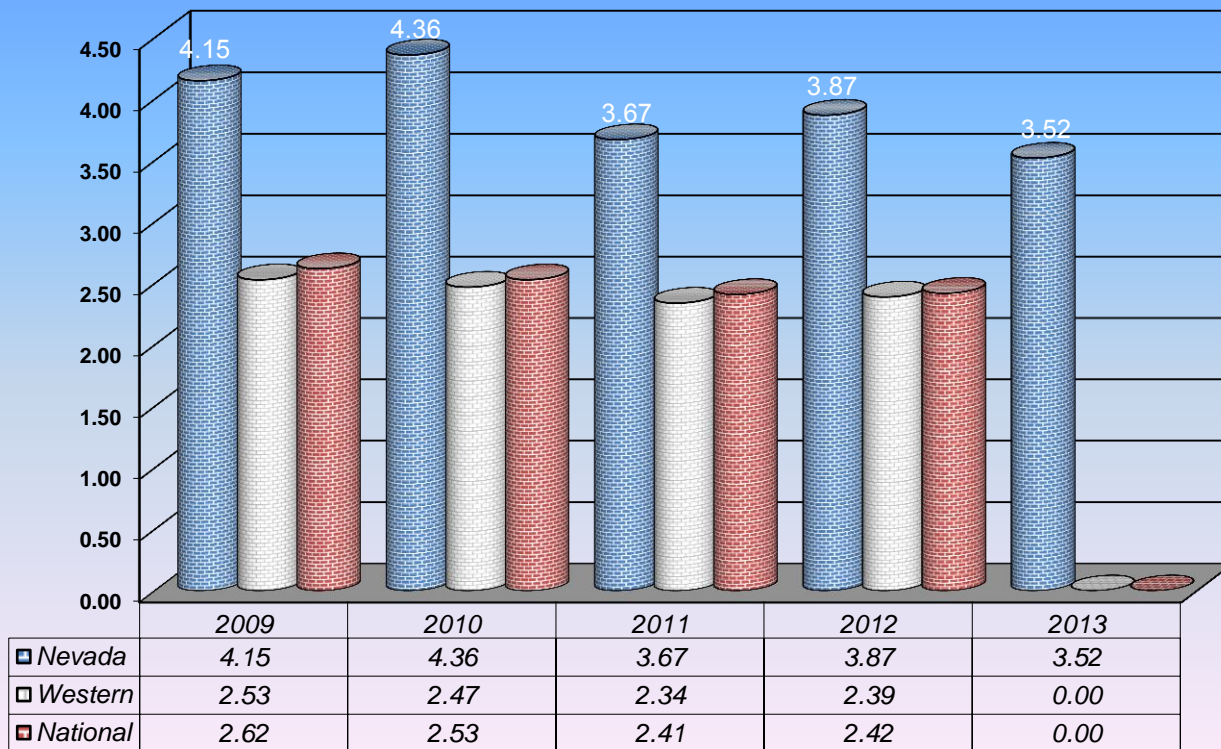
AGE	2009	2010	2011	2012	2013	5-year Average	% for 2013
17 and Under	541	598	523	502	505	534	10.17%
18-24	1,198	1,180	1,043	1,068	1,088	1,115	21.91%
25-29	832	829	716	774	775	785	15.61%
30-34	623	675	667	613	671	650	13.51%
35-39	552	562	473	484	521	518	10.49%
40 and Over	1,496	1,536	1,417	1,341	1,406	1,439	28.31%
<b>Total</b>	<b>5,242</b>	<b>5,380</b>	<b>4,839</b>	<b>4,782</b>	<b>4,966</b>	<b>5,042</b>	<b>100%</b>

Male	3,914	3,940	3,543	3,494	3,633	3,705	73.16%
Female	1,328	1,440	1,296	1,288	1,333	1,337	26.84%



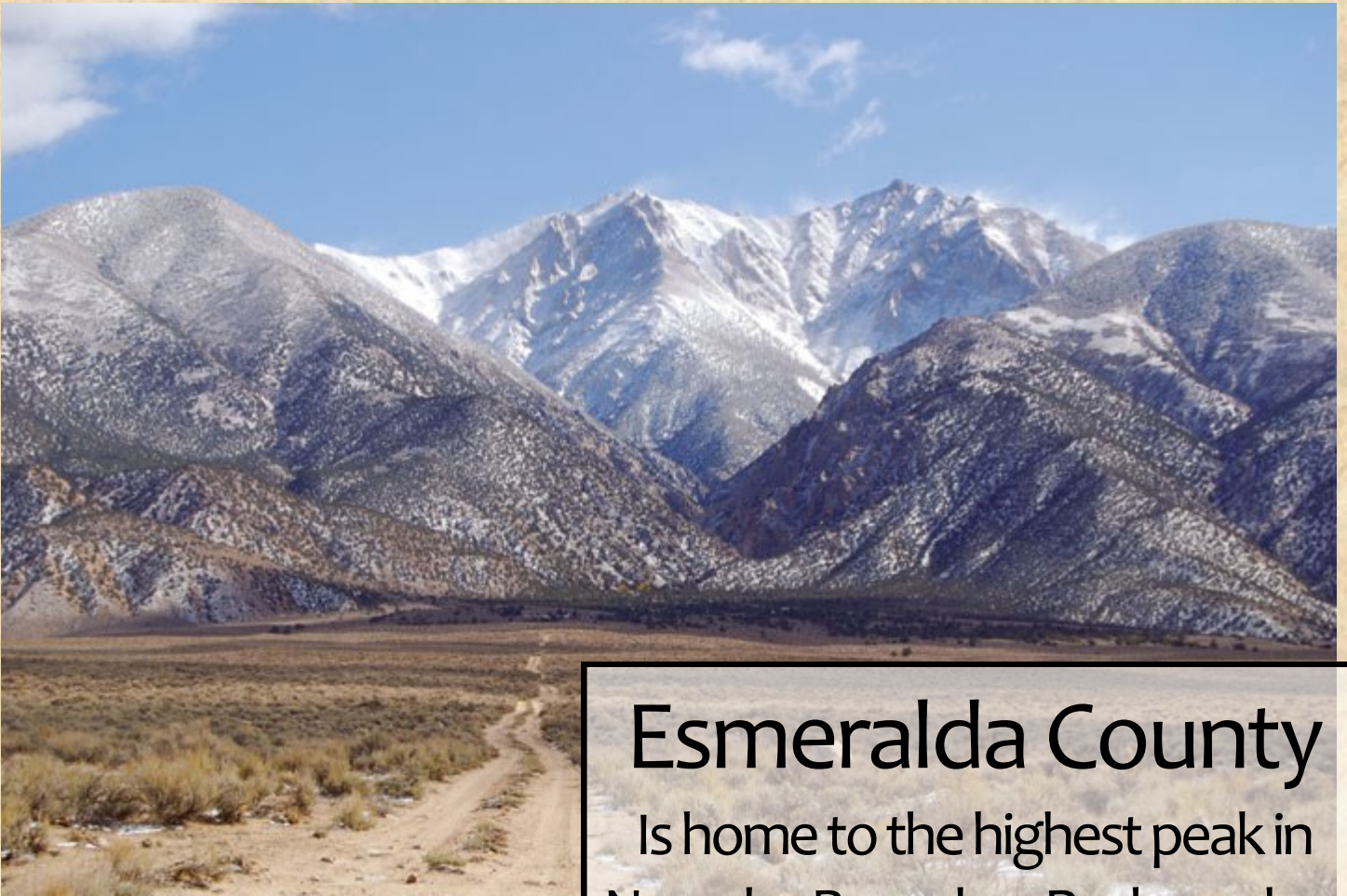
**Aggravated Assault Rates**  
Nevada, Western States, National





This page is left intentionally blank.

# BURGLARY STATISTICS



**Esmeralda County**  
Is home to the highest peak in Nevada. Boundary Peak reaches 13,140 feet.



This page is left intentionally blank.

# BURGLARY

2013

## Crime Clock - One Burglary Every 22 Minutes, 56 Seconds

**Burglary**, also known as breaking and entering, is "...the unlawful entry or attempted forcible entry of any structure to commit a felony or larceny."

Burglary--NRS 205.060: (1) "A person who, by day or night, enters any house, room, apartment, tenement, shop, warehouse, store, mill, barn, stable, outhouse, or other building, tent, vessel, vehicle, vehicle trailer, semi-trailer or house trailer, airplane, glider, boat or railroad car, with intent to commit grand or petit larceny, assault or battery on any person or any felony, is guilty of burglary."

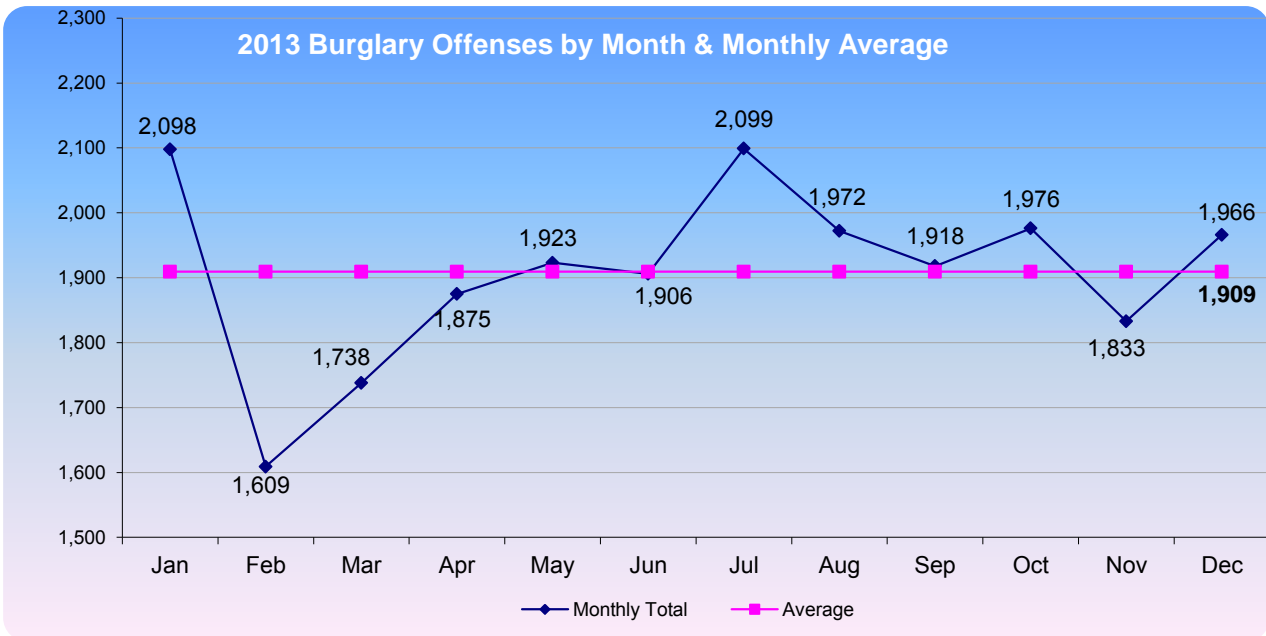
Incidents of burglary occurred most frequently during the months of January with 2,098, July (2,099) and October(1,976).

Of the 22,913 burglaries reported to law enforcement in Nevada in 2013, 10.26% were cleared.

Nevada's burglary rate per 1,000 population in 2013 was 8.21 . The highest recorded rate for the past fifteen years was in 1997 at 12.38 per 1,000.

## Five - Year Trends

	Number Reported	% Change from Previous Year	Rate/1,000
2009	22,029	-8.81%	8.04
2010	22,223	0.88%	8.11
2011	20,309	-8.61%	7.42
2012	22,025	8.45%	7.42
2013	22,913	4.03%	8.21



## BURGLARY

### Profile of Persons Arrested

AGE	2009	2010	2011	2012	2013	5-year Average	% for 2013
17 and Under	982	838	608	608	462	700	15.58%
18-24	961	938	822	822	837	876	28.22%
25-29	417	371	445	445	471	430	15.88%
30-34	294	276	307	307	380	313	12.81%
35-39	292	220	222	222	216	234	7.28%
40 and Over	567	493	525	525	600	542	20.23%
<b>Total</b>	3,513	3,136	2,929	2,929	2,966	3,095	100%
<b>Male</b>	2,343	2,815	2,490	2,294	2,369	2,462	79.87%
<b>Female</b>	629	698	646	635	597	641	20.13%

### Type of Entry

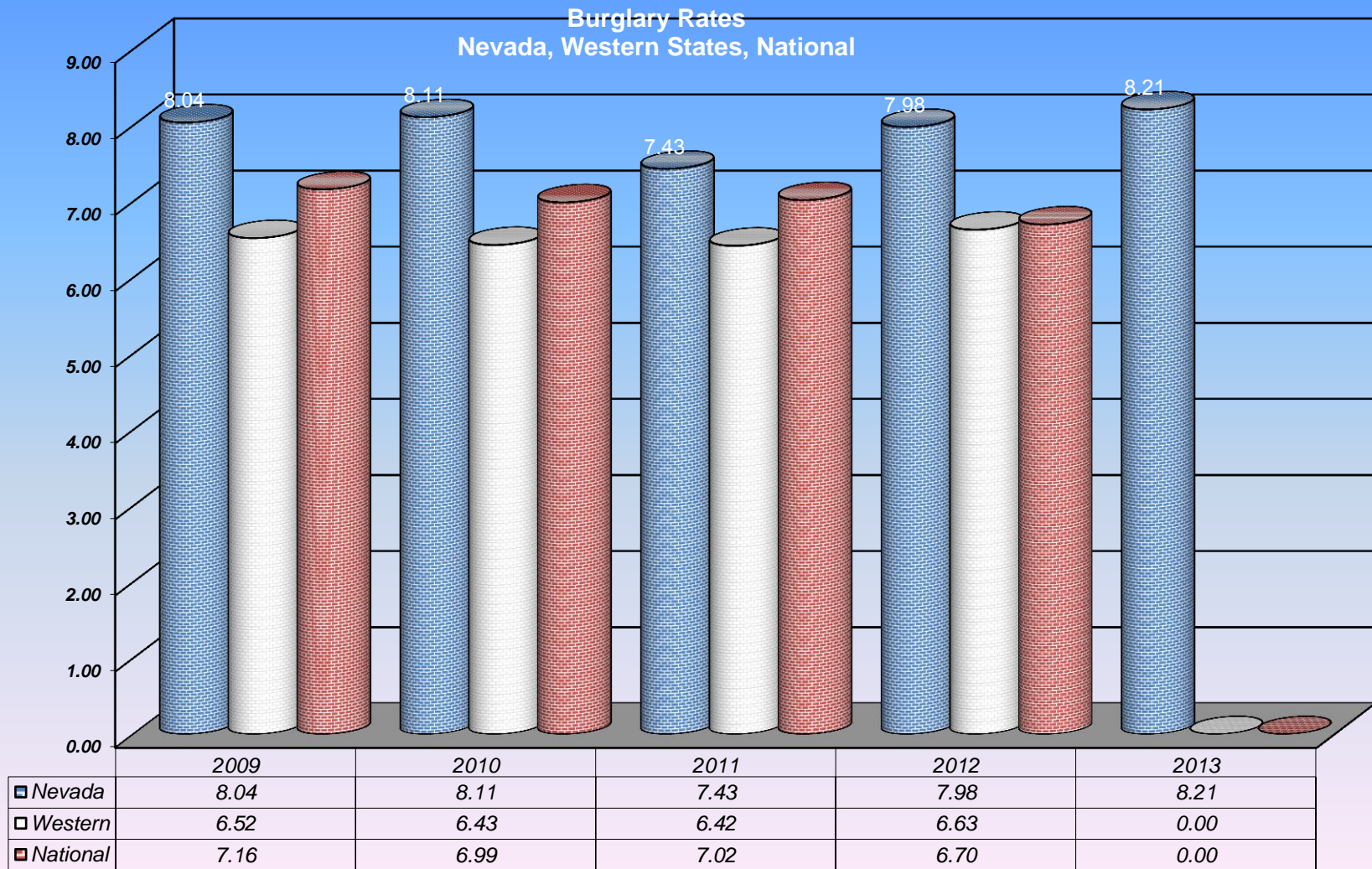
TYPE	2009	2010	2011	2012	2013	5-year Average	% for 2013
Forcible Entry	13,547	13,150	11,960	13,593	14,684	13,387	64.09%
Unlawful Entry-No Force	6,918	7,616	6,882	7,102	6,984	7,100	30.48%
Attempted Forcible Entry	1,564	1,457	1,467	1,330	1,245	1,413	5.43%
<b>Total</b>	22,029	22,223	20,309	22,025	22,913	21,900	100%

### Burglary Offenses and Value by Time of Day

Residence	2009		2010		2011		2012		2013	
	Offenses	Value	Offenses	Value	Offenses	Value	Offenses	Value	Offenses	Value
<b>6 pm - 6 am</b>	2,333	\$6,104,055	2,426	\$7,044,813	2,390	\$7,444,015	4,541	\$14,216,559	4,587	\$15,598,886
<b>6 am - 6 pm</b>	4,509	\$15,619,861	4,591	\$17,131,532	4,826	\$18,440,781	8,073	\$32,443,574	7,574	\$27,728,348
<b>Unknown</b>	8,142	\$29,479,946	8,724	\$29,135,039	6,147	\$23,674,321	4,079	\$22,975,033	4,747	\$18,340,634
<b>Subtotal</b>	14,984	\$51,203,862	15,741	\$53,311,384	13,363	\$49,559,117	16,693	\$69,635,166	16,908	\$61,667,868
<b>Non Residence</b>										
	Offenses	Value	Offenses	Value	Offenses	Value	Offenses	Value	Offenses	Value
<b>6 pm - 6 am</b>	1,528	\$3,017,002	1,488	\$3,363,553	1,565	\$3,569,988	2,475	\$8,480,580	2,532	\$7,334,117
<b>6 am - 6 pm</b>	1,203	\$3,107,894	1,201	\$2,180,022	1,627	\$4,521,091	1,471	\$4,215,825	1,722	\$4,701,191
<b>Unknown</b>	4,314	\$15,912,595	3,793	\$12,728,601	3,754	\$12,545,390	1,386	\$6,929,993	1,749	\$12,244,127
<b>Subtotal</b>	7,045	\$22,037,491	6,482	\$18,272,176	6,946	\$20,636,469	5,332	\$19,626,398	6,003	\$24,279,435
<b>Grand Total</b>	22,029	\$73,241,353	22,223	\$71,583,560	20,309	\$70,195,586	22,025	\$89,261,564	22,911	\$85,947,303

\*Classification totals do not match Offense totals due to under-reporting by submitting agencies.








# LARCENY/THEFT STATISTICS

## Eureka County

Was formed in 1873 when silver was discovered there. *Eureka* is a Greek term meaning “I have found it”.



This page is left intentionally blank.

## LARCENY-THEFT

2013

### Crime Clock - One Larceny Every 11 Minutes, 30 Seconds

**Larceny** is the unlawful taking of the property of another with the intent to deprive him of ownership.

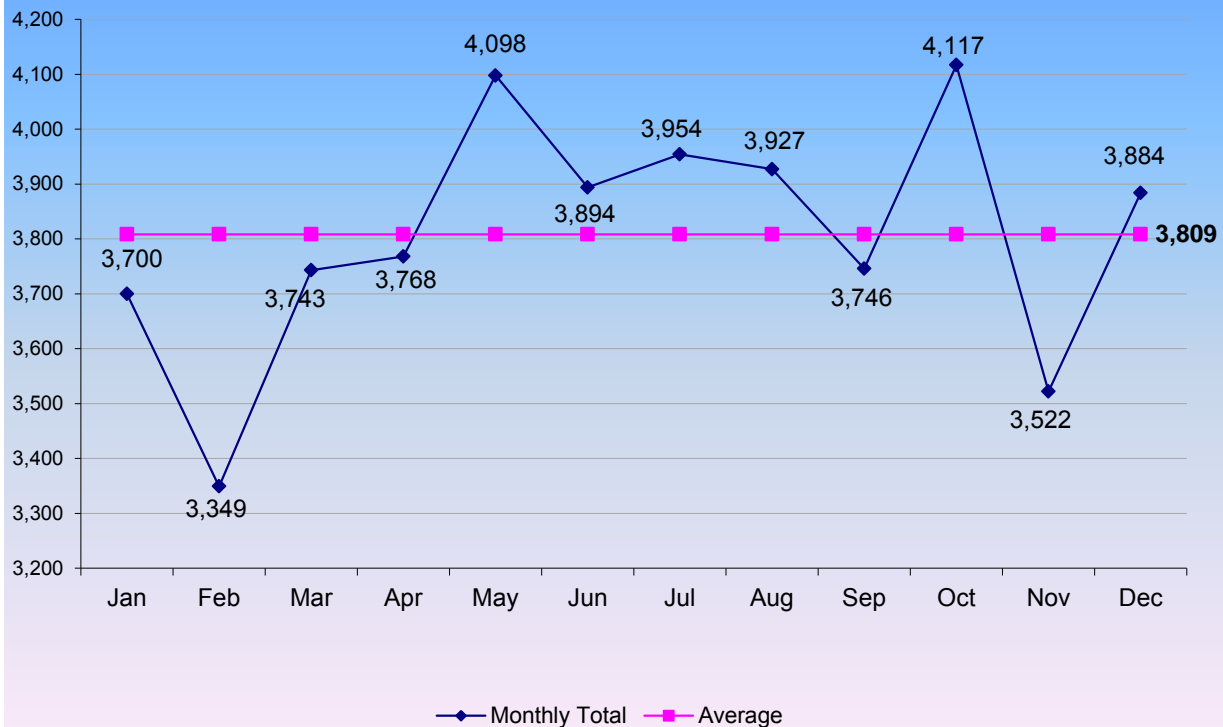
**Theft**--NRS 205.0832: "A person commits theft if, without lawful authority, he knowingly:

- (a) Controls any property of another person with the intent to deprive that person of the property.
- (b) Converts, makes an unauthorized transfer of an interest in, or without authorization controls any property of another person, or uses the services or property of another person entrusted to him or placed in his possession for a limited, authorized period of determined or prescribed duration or for a limited use.
- (c) Obtains real or personal property or the services of another person by a material misrepresentation with intent to deprive that person of the property or services. As used in this subsection, "material misrepresentation" means the use of any pretense, or the making of any promise, representation or statement of present, past or future fact which is fraudulent and which, when used or made, is instrumental in causing the wrongful control or transfer of property or services. The pretense may be verbal or it may be a physical act.
- (d) Comes into control of lost, mislaid or misdelivered property of another person under circumstances providing means of inquiry as to the true owner and appropriates that property to his own use or that of another person without reasonable efforts to notify the true owner.
- (e) Controls property of another person knowing or having reason to know that the property was stolen.
- (f) Obtains services which he knows are available only for compensation without paying or agreeing to pay compensation or diverts the services of another person to his own benefit or that of another person without lawful authority to do so.
- (g) Takes, destroys, conceals or disposes of property in which another person has a security interest, with intent to defraud that person.
- (h) Commits any act that is declared to be theft by a specific statute.
- (i) Draws or passes a check, and in exchange obtains property or services, if he knows that the check will not be paid when presented.
- (j) Obtains gasoline or other fuel or automotive products which are available only for compensation without paying or agreeing to pay compensation."

### Five - Year Trends

	Number Reported	% Change from Previous Year	Rate/1,000
2009	46,236	-6.7%	16.88
2010	41,856	-9.5%	15.28
2011	40,265	-3.8%	14.79
2012	45,237	12.3%	16.40
2013	45,702	1.0%	16.38

### 2013 Larceny Offenses by Month & Monthly Average



### Five - Year Trends

#### Profile of Persons Arrested

AGE	2009	2010	2011	2012	2013	5-year Average	% for 2013
<b>17 and Under</b>	3,674	3,492	2,759	2,252	1,800	2,795	16.04%
<b>18-24</b>	3,900	3,556	3,099	3,169	2,956	3,336	26.34%
<b>25-29</b>	1,608	1,479	1,355	1,476	1,642	1,512	14.63%
<b>30-34</b>	1,210	1,117	1,089	1,257	1,231	1,181	10.97%
<b>35-39</b>	1,091	934	873	869	912	936	8.13%
<b>40 and Over</b>	3,080	2,913	2,777	2,952	2,683	2,881	23.90%
<b>Total</b>	12,710	14,563	11,952	11,975	11,224	12,485	100%
<b>Male</b>	8,345	7,551	6,732	7,096	6,458	7,236	57.54%
<b>Female</b>	6,218	5,940	5,220	4,879	4,766	5,405	42.46%

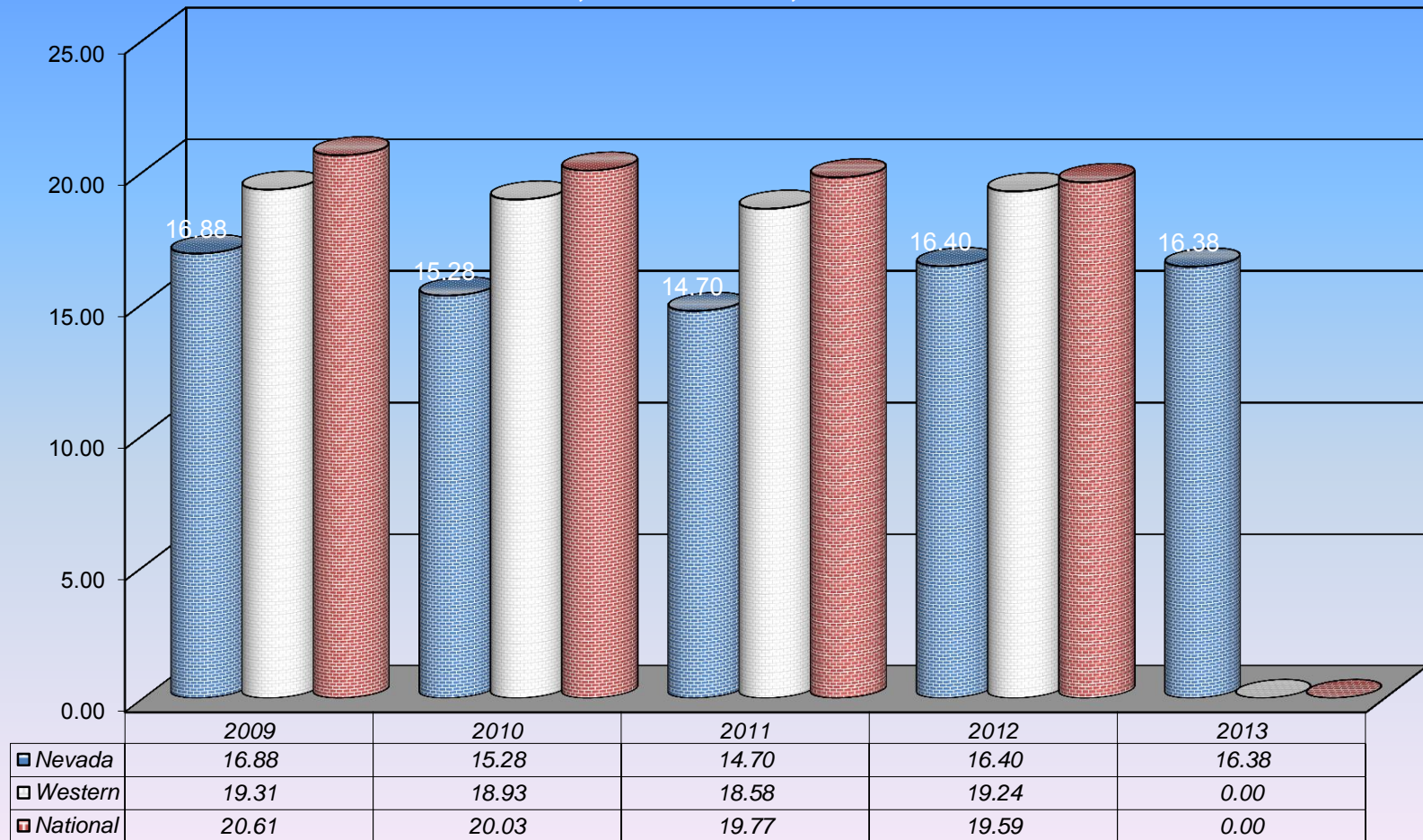
## Larceny Offenses and Value by Classification

Type	2009		2010		2011		2012		2013	
<b>Pocket-Picking</b>	373	\$358,469	472	\$368,230	485	\$479,997	576	\$523,266	714	\$1,429,767
<b>Purse-Snatching</b>	425	\$263,814	383	\$191,144	327	\$206,536	354	\$294,943	342	\$289,035
<b>Shoplifting</b>	11,376	\$2,233,029	11,294	\$2,080,751	9,424	\$3,655,110	10,808	\$2,891,239	10,219	\$2,859,127
<b>From Motor Vehicles</b>	13,188	\$14,181,039	11,991	\$12,149,191	10,165	\$21,107,441	10,483	\$11,225,740	10,902	\$12,111,697
<b>MV Parts &amp; Accessories</b>	2,392	\$1,967,723	2,267	\$2,156,729	2,020	\$1,522,940	3,090	\$1,277,082	2,799	\$1,223,754
<b>Bicycles</b>	633	\$317,055	847	\$445,598	880	\$457,403	1,052	\$607,050	1,053	\$656,676
<b>From Buildings</b>	10,078	\$25,269,666	6,968	\$18,281,802	7,657	\$23,455,755	8,643	\$55,887,093	8,792	\$31,601,994
<b>From Coin-Op Machines</b>	162	\$45,231	111	\$78,302	139	\$42,544	205	\$51,201	83	\$14,828
<b>All Other</b>	7,609	\$19,683,707	7,523	\$22,702,466	9,168	\$20,366,795	10,026	\$26,979,568	10,774	\$30,241,873
<b>Total</b>	46,236	\$64,319,733	41,856	\$58,454,213	40,265	\$71,294,521	45,237	\$99,737,182	45,678	\$80,428,751

\*Classification totals do not match Offense totals due to under-reporting by submitting agencies.



### Larceny Rates Nevada, Western States, National



\*National and Western States information not available at time of publication.



# MOTOR VEHICLE THEFT STATISTICS



## Humboldt County

Is home to the Virgin Valley,  
one of the only places on  
earth the Black Fire Opal  
can be found.



This page is left intentionally blank.

# MOTOR VEHICLE THEFT

2013

**Crime Clock: 1 Motor Vehicle Theft Every 52 minutes and 44 seconds**

Uniform Crime Reporting defines motor vehicle theft as the larceny or attempted larceny of a motor vehicle, including "joy riding." Excluded from this class is a reported offense where there is lawful access to the vehicle, such as a family situation or unauthorized use by others with lawful access, such as with employees.

Motor vehicles are defined by UCR as self-propelled vehicles that run on the surface of the land and not on rails, such as automobiles, trucks, buses, motorcycles, motor scooters, snowmobiles, ATV's, etc. Not included are farm equipment, construction equipment, airplanes, motorboats.

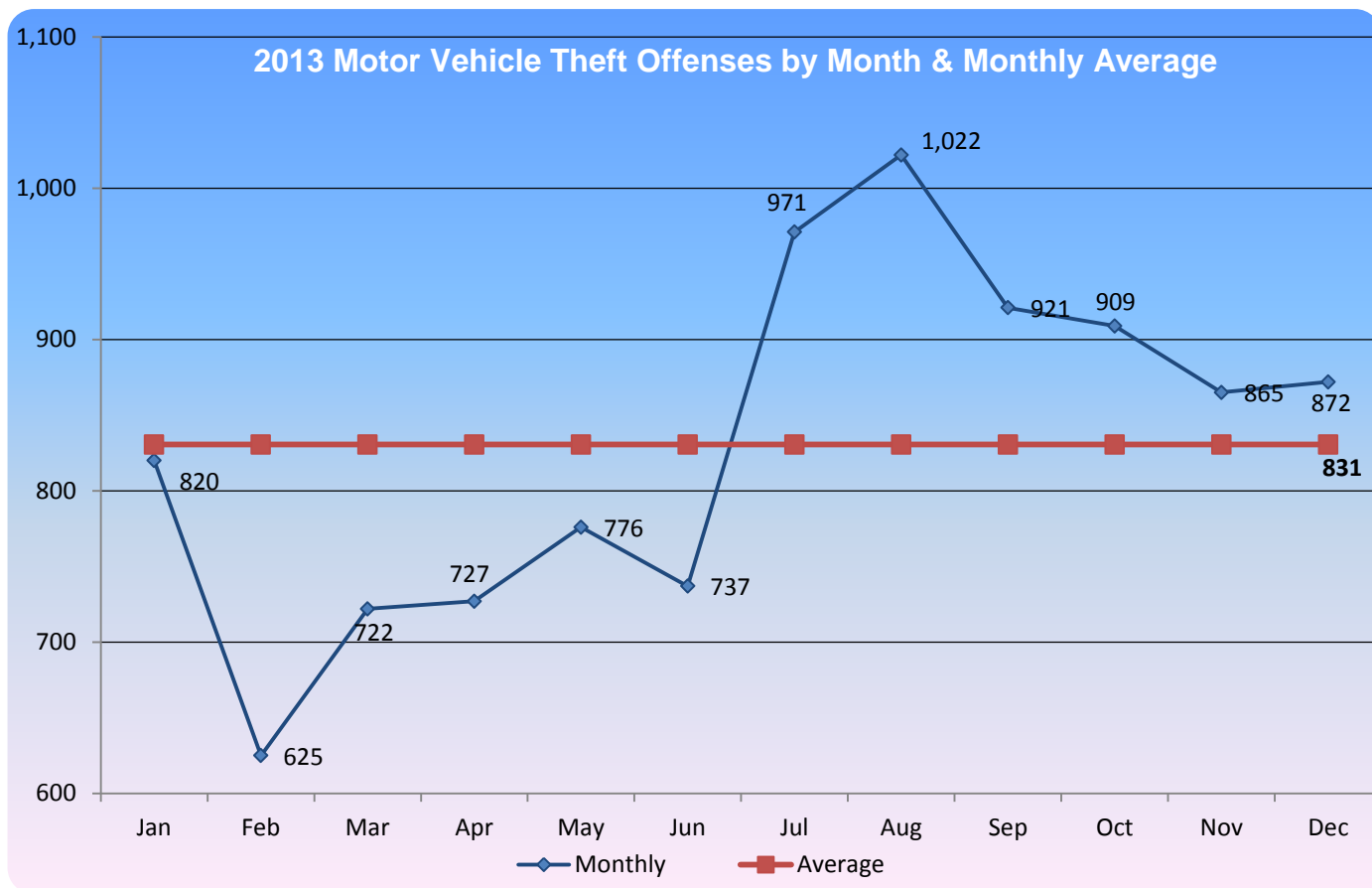
Motor Vehicle Theft--NRS 205.2715: "(1) Every person who takes and carries away or drives away the vehicle of another without the intent to permanently deprive the owner thereof but without the consent of the owner of such vehicles is guilty of a gross misdemeanor. (2) Every person who is in possession of a vehicle without the consent of the owner of such vehicle may reasonably be inferred to have taken and carried away or driven away the vehicle."

Motor vehicle thefts occurred most frequently during the months of July (971) and August (1,022). These months collectively accounted for 20% of 2013's total motor vehicle theft offenses, i.e. 9,967.

Law enforcement cleared 820 ( i.e. 8.23%), of all motor vehicle thefts in Nevada in 2013.

## Five - Year Trends

	Number Reported	% Change from Previous Year	Rate/1,000
<b>2009</b>	12,367	-22.2%	4.52
<b>2010</b>	10,179	-17.7%	3.72
<b>2011</b>	9,470	-7.0%	3.46
<b>2012</b>	9,991	5.5%	3.62
<b>2013</b>	9,967	-0.2%	3.57



### Five - Year Trends for Arrested by Age

AGE	2009	2010	2011	2012	2013	5-year Average	% for 2013
<b>17 and Under</b>	147	135	96	115	135	126	16.54%
<b>18-24</b>	222	200	185	175	213	199	26.10%
<b>25-29</b>	131	112	89	116	136	117	16.67%
<b>30-34</b>	98	78	75	93	128	94	15.69%
<b>35-39</b>	62	49	37	54	71	55	8.70%
<b>40 and Over</b>	85	87	94	115	133	103	16.30%
<b>Total</b>	745	661	576	668	816	693	100%

<b>Male</b>	936	590	649	542	649	673	79.53%
<b>Female</b>	186	155	118	126	167	150	20.47%

### Five-Year Trend

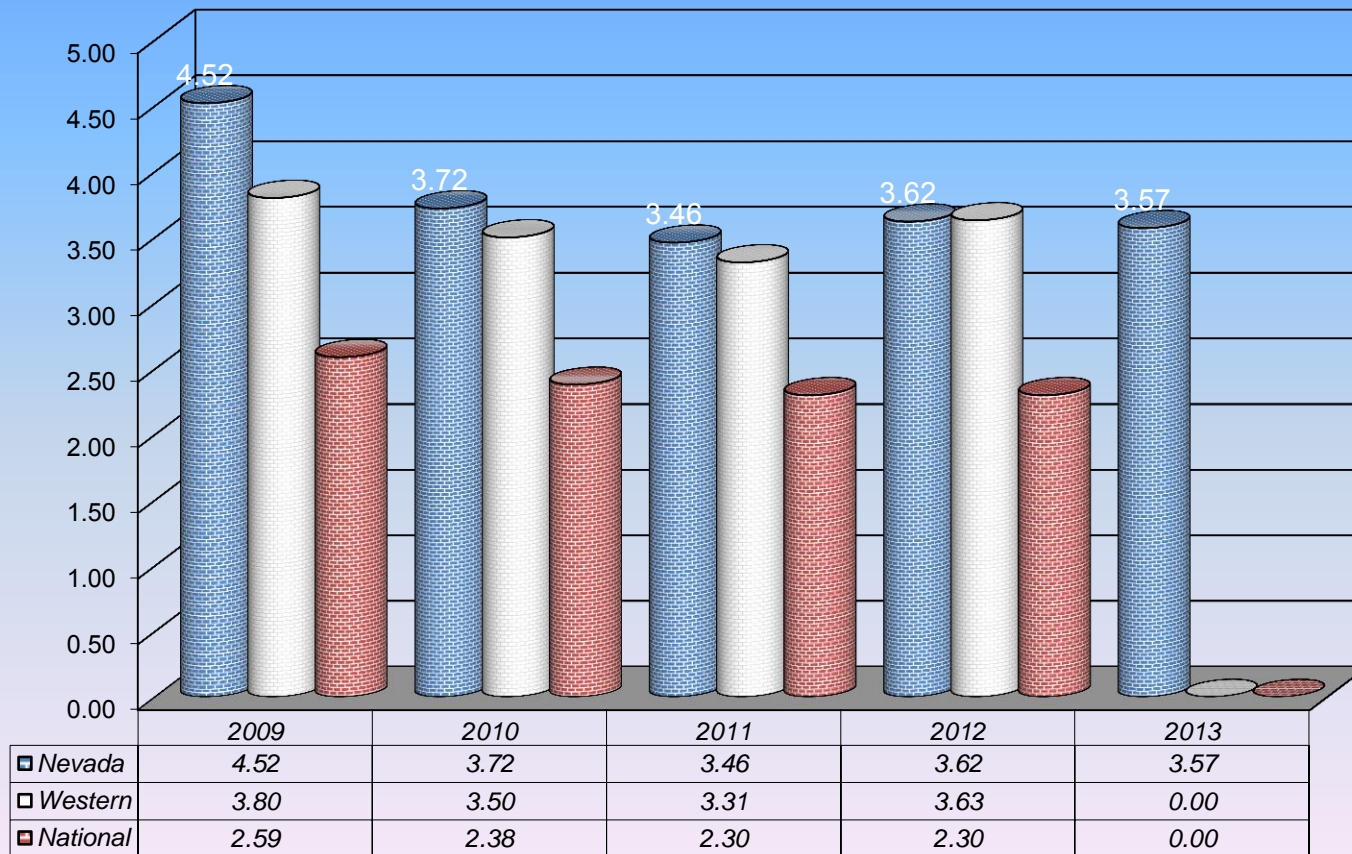
Type of Stolen Vehicle	2009	2010	2011	2012	2013	5-year Average	% for 2013
<b>Automobile</b>	9,067	7,412	6,875	6,795	6,931	7,416	70%
<b>Truck / Bus</b>	2,284	1,737	1,459	1,510	1,227	1,643	12%
<b>Other Vehicle</b>	1,016	1,030	1,136	1,686	1,809	1,335	18%
<b>Total</b>	12,367	10,179	9,470	9,991	9,967	10,395	100%

### Locally Stolen Motor Vehicles Recovered

	2009	2010	2011	2012	2013	5-year Average	% for 2013
<b>Stolen and Recovered Locally</b>	9,947	7,052	7,083	7,414	6,309	7,561	83%
<b>Stolen Locally - Recovered by Other Jurisdiction</b>	2,097	1,512	1,146	1,322	1,271	1,470	17%
<b>Total</b>	12,044	8,564	8,229	8,736	7,580	9,031	100%
<b>Stolen in Other Jurisdiction - Recovered Locally</b>	1,786	1,215	882	656	834	1,075	



### Motor Vehicle Thefts Nevada, Western States, National



\*National and Western States information not available at time of publication.



# ARSON STATISTICS

## LANDER COUNTY

Is known as the “Mother of Counties” because three other Nevada counties were formed from it. The area is still a popular recreation spot for outdoor adventure.



This page is left intentionally blank.

## ARSON

2013

### **Crime Clock - One Arson Every 22 hours and 4 Minutes**

**Arson**--NRS 205.005: "Any person shall be deemed to have set fire to a building, structure or any property mentioned in NRS 205.010 to 205.030, inclusive, whenever any part thereof or anything therein shall be scorched, charred or burned."

According to the *Preliminary Semiannual Uniform Crime Report January-June 2013*, a 15.6% decrease in Arson was reported by 12,723 agencies nationwide as compared to the same period in 2012.

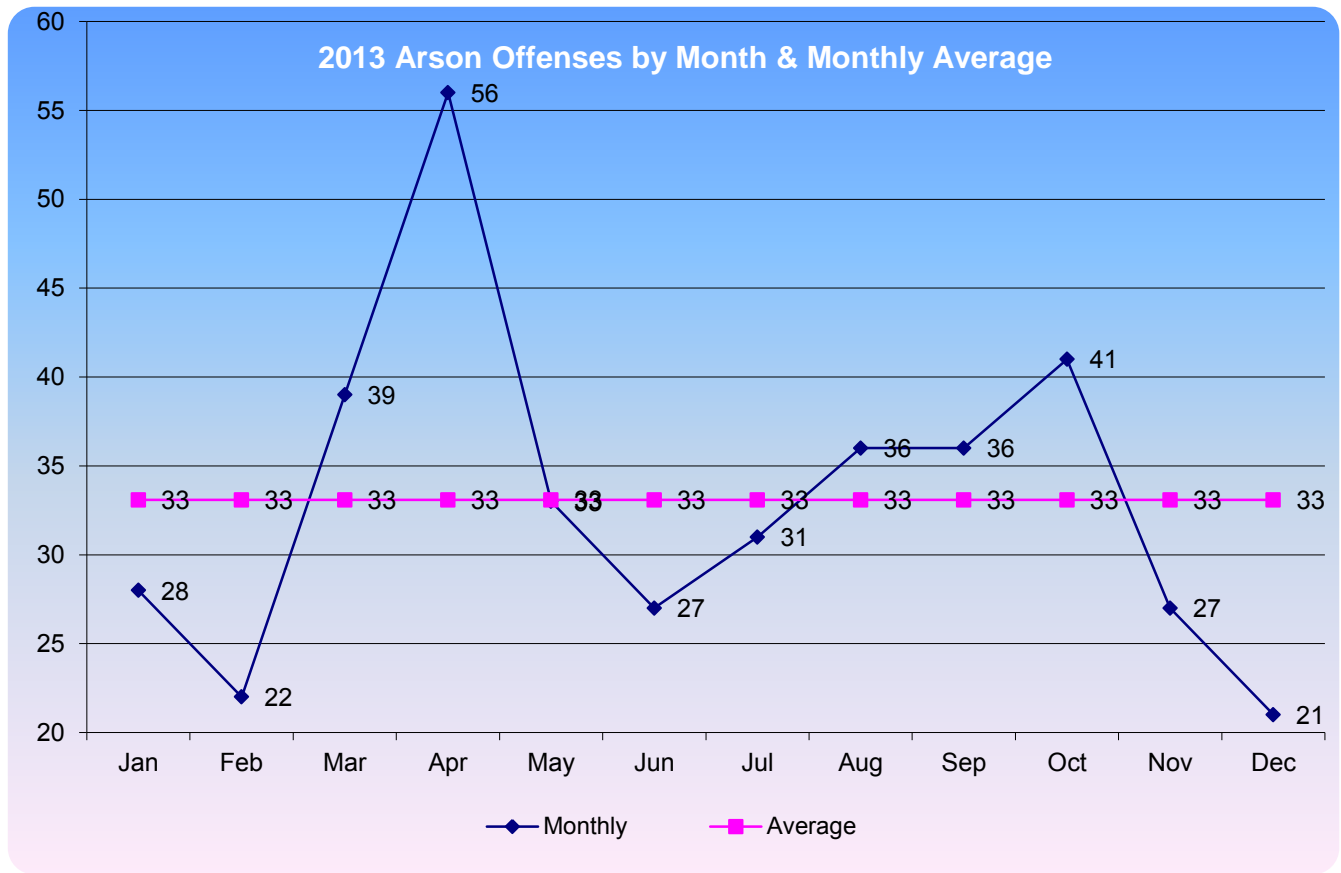
There were 397 arsons reported in Nevada in 2013, compared to 408 reported in 2012. Nevada's arson rate was .14 per 1,000 population. The average dollar loss for property damaged or destroyed in reported arsons was \$23,745. Arsons involving structures accounted for 91.52% of the dollar value loss and 47.36% of the number of arsons reported.

In 2013, arson offenses in Nevada occurred most frequently during the months of April (56), and October (41). These months represented 24.43% of the year's total. Law enforcement cleared 128 (32.24%) of reported arson offenses in 2013.

### Five - Year Trends

	Number Reported	% Change from Previous Year	Rate/1,000
2009	529	-19.4%	0.19
2010	452	-14.6%	0.16
2011	466	3.1%	0.17
2012	408	-12.4%	0.15
2013	397	-2.7%	0.14

\*The criminal statistics within this publication are only those criminal statistics reported to the Uniform Crime Reporting Program by the participating law enforcement agencies.



### Profile of Persons Arrested

AGE	2009	2010	2011	2012	2013	5-year Average	% for 2013
<b>17 and Under</b>	65	49	64	169	31	76	23.13%
<b>18-24</b>	24	23	37	32	25	28	18.66%
<b>25-29</b>	20	10	10	13	20	15	14.93%
<b>30-34</b>	13	12	11	14	14	13	10.45%
<b>35-39</b>	9	10	12	7	10	10	7.46%
<b>40 and Over</b>	26	20	26	30	34	27	25.37%
<b>Total</b>	157	124	160	265	134	168	100.00%
<b>Male</b>	127	100	125	192	112	131	83.58%
<b>Female</b>	30	24	35	73	22	37	16.42%

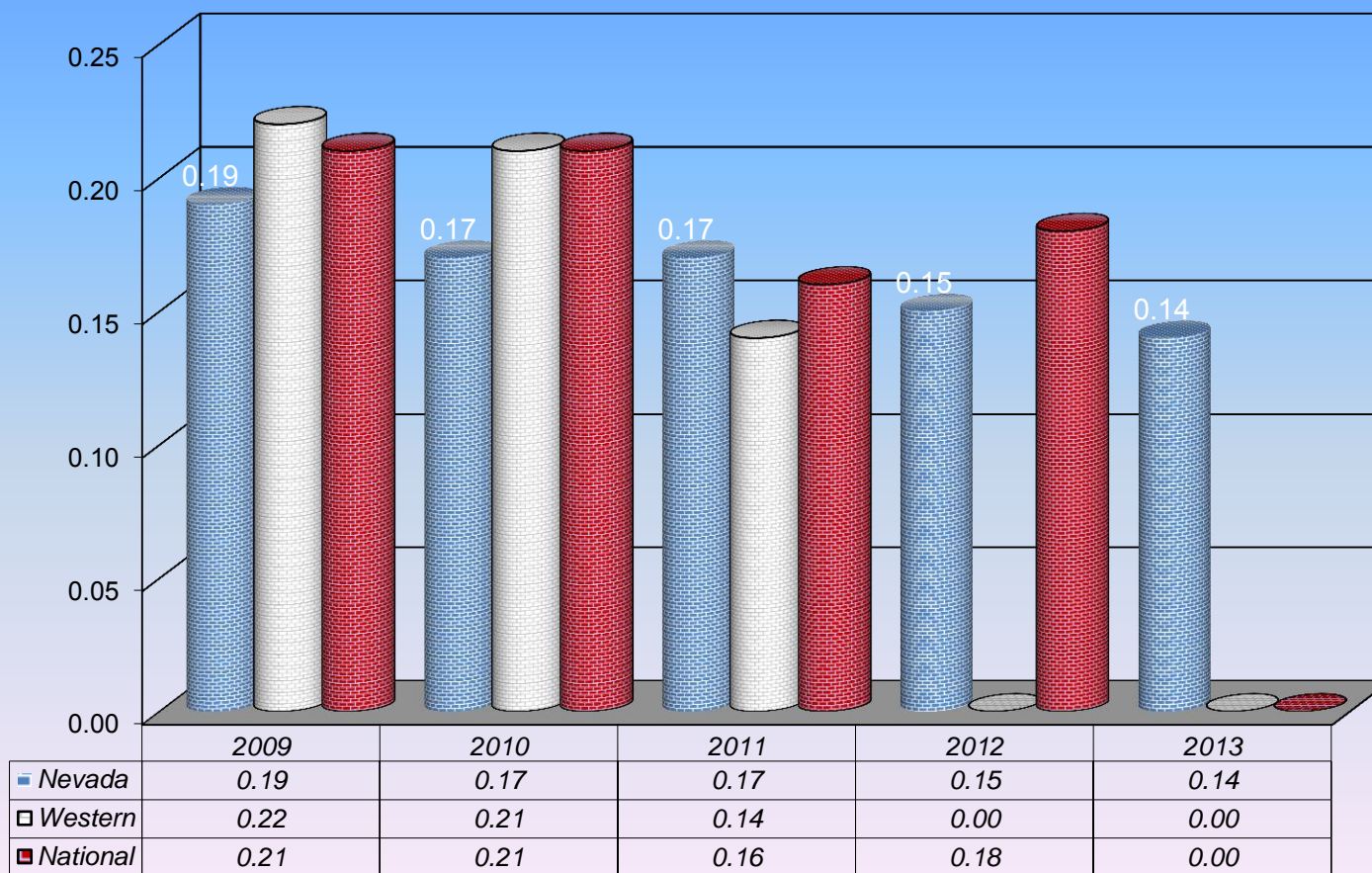
## Arson Offenses by Property Type and Estimated Value

	2009		2010		2011		2012		2013	
<b>Structural</b>	<b># of offenses</b>	<b>Value of loss</b>	<b># of offenses</b>	<b>Value of loss</b>	<b># of offenses</b>	<b>Value of loss</b>	<b># of offenses</b>	<b>Value of loss</b>	<b># of offenses</b>	<b>Value of loss</b>
Residential	165	\$2,347,860	127	\$4,240,550	138	\$2,689,926	130	\$2,537,571	143	\$7,671,976
Non-Residential	82	\$1,033,897	80	\$812,225	95	\$780,462	72	\$759,829	45	\$955,135
<b>Mobile</b>										
Cars, Trailers, Boats, etc...	195	\$1,635,630	150	\$913,316	131	\$834,972	110	\$686,490	100	\$770,583
<b>All Other</b>										
Crops, Fields, Signs, etc...	87	\$124,250	95	\$102,284	102	\$53,121	96	\$21,971	109	\$29,052
<b>Total</b>	529	\$5,141,637	452	6,068,375	466	4,358,481	408	4,005,861	397	9,426,746

\*The criminal statistics within this publication are only those criminal statistics reported to the Uniform Crime Reporting Program by the participating law enforcement agencies.



### Arson Rates - Nevada, Western States, National




\*\*National and Western States information not available yet for 2013. Western States information not available for 2012.



# CLEARANCE RATES

## LINCOLN COUNTY

Is home to the mysterious Area 51  
and the  
Extraterrestrial Highway.



# AREA 51

TOP SECRET RESEARCH FACILITY

**NO TRESPASSING**

VIOLATORS WILL VANISH  
WITHOUT A TRACE



This page is left intentionally blank.

## CLEARANCE RATES

2013


---

For Uniform Crime Reporting purposes, a crime index offense is cleared when a law enforcement agency has identified the offender, there is enough evidence to charge him and he is actually taken into custody. The arrest of one person can clear several crimes, or several persons may be arrested in the process of clearing one crime.

Crime solutions are also recorded in exceptional circumstances when some elements beyond law enforcement control preclude formal charges against the offender. An offense may be exceptionally cleared when it falls into one of the following categories:

1. The offender commits suicide.
2. A double murder occurs (two persons kill each other).
3. The offender dies after making a confession (dying declaration).
4. The offender is killed by law enforcement officers.
5. The offender confesses to committing a crime while already in custody for another crime or serving a sentence for another crime.
6. The offender is prosecuted in another city for a different crime or the same crime by federal, state or local authorities, and the other jurisdiction refuses to release the order.
7. Another jurisdiction refuses to extradite the offender.
8. The victim of a crime refuses to cooperate in the prosecution.
9. The offender is prosecuted for a less serious charge than the one for which he was arrested.
10. The offender is a juvenile who is handled by a verbal or written notice to the parents in instances involving minor offenses such as petit or simple larceny.

During 2013, 22.12% of reported index crimes in Nevada were cleared, either by arrest or exceptional means, down from 23.07% for 2012. The percentage of violent crimes cleared in Nevada in 2013 was 41.10%, down from 41.84% the previous year, while property crime clearances were 18.21%, down from the 2012 level of 19.06%.



<b>Violent Crime</b>	<b>Offenses</b>	<b>Cleared</b>	<b>% Cleared</b>
Murder	159	118	74.21%
Rape	1,081	259	23.96%
Robbery	5,179	1,431	27.63%
Assault	9,822	4,867	49.55%
<b>TOTAL</b>	<b>16,241</b>	<b>6,675</b>	<b>41.10%</b>

<b>Property Crimes</b>	<b>Offenses</b>	<b>Cleared</b>	<b>% Cleared</b>
Burglary	22,913	2,351	10.26%
Larceny	45,702	11,086	24.26%
MV Theft	9,967	820	8.23%
Arson	397	128	32.24%
<b>TOTAL</b>	<b>78,979</b>	<b>14,385</b>	<b>18.21%</b>

<b>Clearances</b>	<b>Offenses</b>	<b>Cleared</b>	<b>% Cleared</b>
<b>Violent Crimes</b>	16,241	6,675	41.10%
<b>Property Crimes</b>	78,979	14,385	18.21%
<b>All Crime</b>	<b>95,220</b>	<b>21,060</b>	<b>22.12%</b>

Rates per 1,000=offenses/population			
<b>Type</b>	<b>Offenses</b>	<b>Pop (by 1,000)</b>	<b>Rate</b>
<b>Violent Crime</b>	16,241	2,790	<b>5.82</b>
<b>Property Crime</b>	78,979	2,790	<b>28.31</b>
<b>Total Index</b>	<b>95,220</b>	<b>2,790</b>	<b>34.13</b>

## Clearance Rates for Index Offenses, 2010-2013


							Clearances					
	2010		2011		2012		2013		2010	2011	2012	2013
	Offenses	Clearances	Offenses	Clearances	Offenses	Clearances	Offenses	Clearances	%	%	%	%
<b>Murder</b>	161	132	151	123	118	95	159	118	81.99%	81.46%	80.51%	74.21%
<b>Rape</b>	956	229	895	198	923	231	1,081	259	23.95%	22.12%	25.03%	23.96%
<b>Robbery</b>	5,296	1,503	4,635	1,357	4,913	1,271	5,179	1,431	28.38%	29.28%	25.87%	27.63%
<b>Assault</b>	11,872	6,034	9,981	5,245	10,679	5,362	9,822	4,867	50.83%	52.55%	50.21%	49.55%
<b>Burglary</b>	22,223	2,251	20,309	2,230	22,025	2,225	22,913	2,351	10.13%	10.98%	10.10%	10.26%
<b>Larceny</b>	41,856	12,524	40,265	9,959	45,237	11,669	45,702	11,086	29.92%	24.73%	25.80%	24.26%
<b>MV Theft</b>	10,179	844	9,470	769	9,991	770	9,967	820	8.29%	8.12%	7.71%	8.23%
<b>Arson</b>	452	94	466	90	408	135	397	128	20.80%	19.31%	33.09%	32.24%
<b>Total</b>	92,995	23,611	86,172	19,971	94,294	21,758	95,220	21,060	25.39%	23.18%	23.07%	22.12%

**Note:** Offenses cleared do not necessarily relate to the actual offenses which occurred during the calendar year period. Offenses can be cleared from prior periods.




This page is left intentionally blank.

# ARREST DATA



## Lyon County

Is home to the Virginia & Truckee Railroad, which originally connected Minden, Carson City, Virginia City and Reno during the Comstock silver rush. The V&T has been revived and now connects western Lyon County with Virginia City, and still utilizes some of the original track.



This page is left intentionally blank.

## ARREST DATA

2013

---





Primarily a gauge of law enforcement's response to crime, arrest counts also provide definitive data concerning the age, sex and race of perpetrators. Arrest practices, policies and enforcement emphases vary from place to place and even within a community from time to time. While the practices for certain unlawful conduct such as drunkenness, disorderly conduct, vagrancy and related violations may differ among agencies, those for robbery, burglary and other serious crime arrests are more likely to be uniform and consistent throughout all jurisdictions. The UCR Program procedures require that an arrest be counted on each separate occasion a person is taken into custody, notified or cited. Annual arrest figures do not measure the number of individuals arrested since one person may be arrested several times during the year for the same or different offenses. For UCR purposes, a juvenile is counted as "arrested" when the circumstances are such that if he or she were an adult an arrest would result, but in fact, there may not have been a formal charge.

Nevada law enforcement reports to UCR in 2013, indicated a total arrest figure of 132,121, down from the 2012 figure - 146,034 and the number of offenses went down. The arrest rate per 1,000 in population for the state was 47.35.

During 2013:

\*Note: Nevada DPS Investigation Division arrest totals are not included.

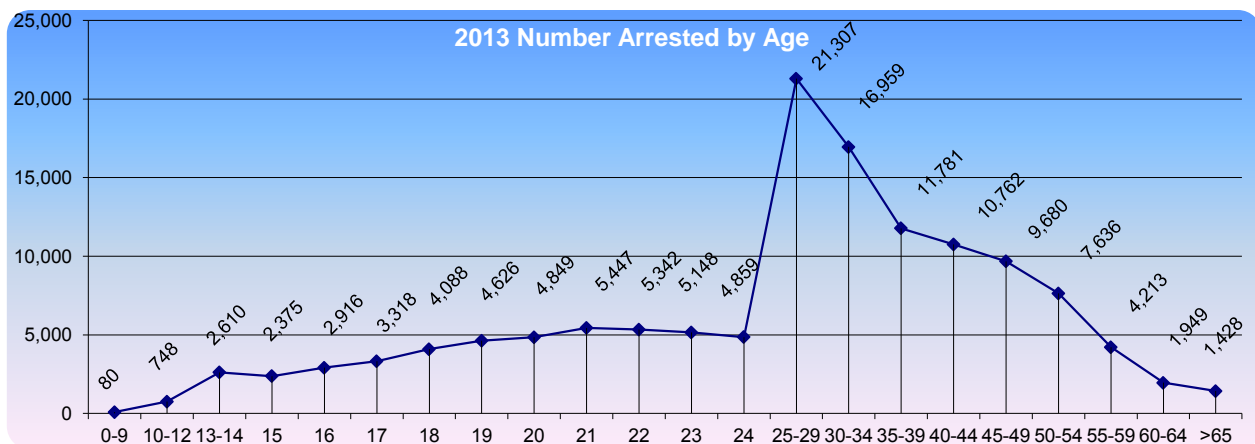
See Drug/Liquor Arrest section.

-  9.12% of all arrests were juveniles, 90.88% were adults
-  Index Offenses accounted for 40.88% of juvenile arrests
-  For Adults, 26.60% of arrests were for index offenses
-  41.68% of adult arrests were between the ages of 25 and 40.

## Number of Persons Arrested by Age Category\*

**2010-2013**

	Number of Persons Arrested				Percent Distribution			
	2010	2011	2012	2013	2010	2011	2012	2013
<b>Juveniles</b>								
0-9	118	121	118	80	0.07	0.08	0.08	0.06
10-12	1,361	1,224	930	748	0.85	0.79	0.64	0.57
13-14	5,163	4,472	3,542	2,610	3.24	2.89	2.43	1.98
15	4,668	4,183	3,417	2,375	2.93	2.70	2.34	1.80
16	5,698	4,905	3,970	2,916	3.57	3.17	2.72	2.21
17	5,773	5,182	4,326	3,318	3.62	3.35	2.96	2.51
<b>Total Juveniles</b>	<b>22,781</b>	<b>20,087</b>	<b>16,303</b>	<b>12,047</b>	<b>14.29</b>	<b>12.98</b>	<b>11.16</b>	<b>9.12</b>
	2010	2011	2012	2013	2010	2011	2012	2013
<b>Adults</b>								
18	6,158	5,614	4,773	4,088	4.7	3.6	3.3	3.1
19	6,337	6,036	5,560	4,626	4.8	3.9	3.8	3.5
20	6,286	6,060	5,811	4,849	4.8	3.9	4.0	3.7
21	5,856	5,836	5,764	5,447	4.4	3.8	3.9	4.1
22	5,577	5,635	5,707	5,342	4.2	3.6	3.9	4.0
23	5,525	5,413	5,313	5,148	4.2	3.5	3.6	3.9
24	5,354	5,278	5,066	4,859	4.1	3.4	3.5	3.7
25-29	23,025	22,828	22,404	21,307	17.4	14.8	15.3	16.1
30-34	17,298	17,720	17,876	16,959	13.1	11.5	12.2	12.8
35-39	13,673	13,312	12,237	11,781	10.3	8.6	8.4	8.9
40-44	13,553	12,844	12,147	10,762	10.3	8.3	8.3	8.1
45-49	12,291	11,748	10,549	9,680	9.3	7.6	7.2	7.3
50-54	8,250	8,561	8,320	7,636	6.2	5.5	5.7	5.8
55-59	4,194	4,323	4,602	4,213	3.2	2.8	3.2	3.2
60-64	1,957	2,060	2,044	1,949	1.5	1.3	1.4	1.5
>65	1,334	1,374	1,558	1,428	1.0	0.9	1.1	1.1
<b>Total Adults</b>	<b>136,668</b>	<b>134,642</b>	<b>129,731</b>	<b>120,074</b>	<b>103.44</b>	<b>87.02</b>	<b>88.84</b>	<b>90.88</b>
<b>Grand Totals</b>	<b>159,449</b>	<b>154,729</b>	<b>146,034</b>	<b>132,121</b>	<b>118</b>	<b>100</b>	<b>100</b>	<b>100</b>



\*Note: Nevada Department of Public Safety/Investigation Division drug arrest totals are not included. See Drug/Liquor Arrest section.



# Statewide Arrests by Offense and Age

State Arrest Totals

2013															1
OFFENSE															
	SEX	10-12	13-14	15	16	17		18	19	20	21	22	23	24	
Murder	M	0	0	0	0	3	3	6	4	2	4	6	10	7	3
	F	0	0	0	0	0	0	0	0	0	2	0	1	2	1
Manslaughter by Negligence	M	0	0	0	0	0	0	0	0	0	1	0	0	0	0
	F	0	0	0	0	0	0	0	0	0	0	1	0	0	0
Forcible Rape	M	0	4	14	6	2	8	34	9	6	6	5	4	4	5
	F	1	0	0	1	0	0	2	0	0	0	0	1	1	0
Robbery	M	0	7	28	26	43	63	167	98	64	61	68	57	67	48
	F	0	0	5	3	6	2	16	12	14	21	13	14	16	16
Aggravated Assault	M	9	34	97	57	84	81	362	73	92	91	125	125	131	147
	F	2	14	43	31	34	19	143	35	32	41	50	40	52	54
Other Assaults	M	17	139	296	207	220	205	1,084	200	196	280	363	360	382	347
	F	2	72	216	138	148	160	736	124	119	139	225	208	203	194
Burglary	M	4	29	81	82	108	116	420	141	103	91	110	76	86	74
	F	0	2	11	9	12	8	42	20	8	29	30	21	18	30
Larceny--Theft	M	4	78	238	212	223	238	993	283	242	242	239	232	176	208
	F	2	44	184	164	195	218	807	217	204	186	217	162	181	167
Motor Vehicle Theft	M	0	2	20	25	34	27	108	27	34	25	19	32	13	25
	F	0	1	2	14	7	3	27	5	7	2	2	8	7	7
Arson	M	2	8	12	2	6	0	30	3	6	2	1	3	3	3
	F	0	0	1	0	0	0	1	0	2	1	0	1	0	0
Forgery & Counterfeiting	M	0	0	0	0	0	0	0	2	8	6	16	19	17	19
	F	0	0	0	0	0	0	0	2	4	8	5	15	13	16
Fraud	M	0	0	4	5	6	9	24	16	14	14	32	30	28	33
	F	0	1	2	1	2	3	9	9	9	14	22	16	31	26
Embezzlement	M	0	1	1	0	0	1	3	4	5	9	9	13	7	14
	F	0	0	0	0	0	2	2	5	12	5	7	10	9	9
Stolen Property-Buy, Possess, Receive	M	1	7	18	22	28	33	109	46	62	36	52	48	42	40
	F	0	0	1	8	5	7	21	7	6	7	11	14	18	9
Vandalism	M	7	43	132	137	107	97	523	96	98	52	58	50	60	42
	F	3	4	14	7	9	14	51	6	14	12	11	11	5	10
Weapons-carrying, possession, etc.	M	0	12	25	23	29	49	138	49	56	62	54	52	54	68
	F	0	0	4	2	3	5	14	5	6	2	4	1	4	8
Prostitution & Commercialized Vice	M	0	0	1	0	1	4	6	9	12	11	11	12	16	19
	F	0	0	7	18	32	41	98	158	227	250	320	333	275	209
Other Sex Offenses	M	1	17	30	7	7	2	64	21	26	31	30	22	30	19
	F	0	1	1	0	0	1	3	0	2	2	3	3	4	3
Drug Abuse Violations	M	2	21	140	155	249	300	867	526	543	526	538	563	504	429
	F	0	6	29	45	47	62	189	91	132	115	121	116	134	100
Gambling	M	0	0	0	0	1	2	3	4	10	10	0	0	0	0
	F	0	0	0	0	1	1	2	3	1	9	0	0	0	0
Offenses Against Family & Children	M	2	2	4	1	2	8	19	57	36	21	33	19	20	17
	F	1	0	1	4	4	3	13	21	14	19	22	18	16	16
Driving Under the Influence	M	0	0	0	5	14	28	47	101	114	157	252	324	281	277
	F	0	0	0	0	1	6	7	20	42	45	111	115	99	95
Liquor Laws	M	0	7	69	110	162	277	625	411	385	370	62	61	65	69
	F	0	2	49	70	87	145	353	164	137	106	11	20	7	15
Drunkenness	M	0	3	13	6	10	11	43	1	4	5	4	7	5	1
	F	0	0	7	6	8	3	24	0	0	2	1	1	2	0
Disorderly Conduct	M	4	23	54	26	23	21	151	13	20	28	57	52	69	51
	F	1	7	23	10	12	13	66	2	5	4	11	8	14	12
Vagrancy	M	0	0	0	1	0	1	2	25	15	16	21	16	19	21
	F	0	0	0	1	1	1	3	39	96	80	9	0	2	5
All Other Offenses (except Traffic)	M	9	87	322	320	414	528	1,680	683	901	1,053	1,218	1,228	1,174	1,150
	F	3	27	125	117	132	157	561	241	479	538	857	790	775	727
Suspicion	M	0	0	0	0	0	0	0	0	0	0	0	0	0	0
	F	0	0	0	0	0	0	0	0	0	0	0	0	0	1
Curfew and Loitering Law Violations	M	1	18	102	110	184	158	573							
	F	1	13	55	64	71	76	280							
Runaway	M	1	10	64	55	68	44	242							
	F	0	2	65	62	71	54	254							
GRAND TOTAL		80	748	2,610	2,375	2,916	3,318	12,047	4,088	4,626	4,849	5,447	5,342	5,148	4,859

# Statewide Arrests by Offense and Age

State Arrest Totals

2013												2		
OFFENSE												TOTAL		
	SEX	25-29	30-34	35-39	40-44	45-49	50-54	55-59	60-64	over64				
Murder	M	24	14	8	8	4	5	4	1	3	107	113	131	
	F	2	4	1	1	2	1	0	0	1	18	18		
Manslaughter by Negligence	M	2	0	0	0	0	0	0	0	0	3	3	11	
	F	0	3	2	1	1	0	0	0	0	8	8		
Forcible Rape	M	39	33	20	7	19	13	4	3	5	182	216	221	
	F	0	0	0	0	0	1	0	0	0	3	5		
Robbery	M	231	181	106	66	70	51	9	5	2	1,184	1,351	1,636	
	F	61	40	17	11	18	11	5	0	0	269	285		
Aggravated Assault	M	553	493	400	318	282	201	119	53	68	3,271	3,633	4,966	
	F	222	178	121	103	102	85	50	12	13	1,190	1,333		
Other Assaults	M	1,694	1,383	979	881	703	569	307	148	119	8,911	9,995	14,807	
	F	809	560	415	399	296	204	93	53	35	4,076	4,812		
Burglary	M	347	272	172	182	137	90	50	16	2	1,949	2,369	2,966	
	F	124	108	44	52	32	25	6	8	0	555	597		
Larceny--Theft	M	937	657	500	522	532	372	184	94	45	5,465	6,458	11,224	
	F	705	574	412	308	236	182	116	46	46	3,959	4,766		
Motor Vehicle Theft	M	104	100	49	43	35	21	12	1	1	541	649	816	
	F	32	28	22	4	7	7	0	1	1	140	167		
Arson	M	17	8	8	10	8	7	1	2	0	82	112	134	
	F	3	6	2	3	0	0	1	0	2	21	22		
Forgery & Counterfeiting	M	90	86	48	46	46	27	12	7	0	449	449	760	
	F	65	75	33	36	17	13	5	3	1	311	311		
Fraud	M	153	180	102	101	87	67	42	22	17	938	962	1,488	
	F	89	90	55	58	46	32	8	6	6	517	526		
Embezzlement	M	41	40	25	23	16	12	9	5	2	234	237	418	
	F	25	20	22	16	13	14	5	6	1	179	181		
Stolen Property-Buy, Possess, Receive	M	236	203	144	104	69	46	20	4	6	1,158	1,267	1,533	
	F	47	47	27	24	14	10	4	0	0	245	266		
Vandalism	M	154	113	68	56	55	44	26	8	5	985	1,508	1,761	
	F	34	28	21	16	16	10	6	2	0	202	253		
Weapons-carrying, possession, etc.	M	252	227	142	129	95	68	45	22	6	1,381	1,519	1,654	
	F	27	25	16	11	4	3	5	0	0	121	135		
Prostitution & Commercialized Vice	M	72	57	45	30	33	27	9	7	6	376	382	3,554	
	F	686	275	86	102	83	52	12	4	2	3,074	3,172		
Other Sex Offenses	M	107	113	92	86	87	99	61	46	47	917	981	1,093	
	F	25	17	16	9	13	6	4	1	1	109	112		
Drug Abuse Violations	M	1,935	1,445	958	736	616	414	211	75	27	10,046	10,913	13,478	
	F	497	336	229	195	154	88	45	17	6	2,376	2,565		
Gambling	M	0	0	1	1	0	0	1	0	0	27	30	45	
	F	0	0	0	0	0	0	0	0	0	13	15		
Offenses Against Family & Children	M	77	74	59	39	22	28	8	4	1	515	534	995	
	F	99	89	55	34	29	10	3	0	3	448	461		
Driving Under the Influence	M	1,248	992	729	655	568	454	312	192	203	6,859	6,906	9,279	
	F	447	351	246	198	218	178	93	60	48	2,366	2,373		
Liquor Laws	M	308	327	244	325	473	469	345	178	80	4,172	4,797	6,040	
	F	55	49	47	81	79	74	22	20	3	890	1,243		
Drunkenness	M	10	16	6	9	9	4	2	1	2	86	129	189	
	F	3	9	3	8	4	1	1	0	1	36	60		
Disorderly Conduct	M	208	174	126	90	92	83	61	18	26	1,168	1,319	1,649	
	F	40	38	30	29	30	29	5	4	3	264	330		
Vagrancy	M	137	149	139	212	196	229	146	50	66	1,457	1,459	1,854	
	F	20	33	21	25	31	28	2	1	0	392	395		
All Other Offenses (except Traffic)	M	5,473	4,837	3,489	3,343	3,163	2,601	1,457	635	446	32,851	34,531	48,068	
	F	2,741	1,802	1,179	1,015	818	571	265	108	70	12,976	13,537		
Suspicion	M	0	0	0	0	0	0	0	0	0	0	0	2	
	F	0	0	0	1	0	0	0	0	0	2	2		
Curfew and Loitering Law Violations	M											573	853	
	F											280		
Runaway	M											242	496	
	F											254		
GRAND TOTAL			21,307	16,959	11,781	10,762	9,680	7,636	4,213	1,949	1,428	120,074	132,121	132,121

# Statewide Arrests by Offense and Age

Boulder City PD

OFFENSE	over											Total >18	Grand Total
	SEX	25-29	30-34	35-39	40-44	45-49	50-54	55-59	60-64	64			
Murder	M	1	0	0	0	0	0	0	0	0	1	1	
	F	0	0	0	0	0	0	0	0	0	0	0	
Manslaughter by Negligence	M	0	0	0	0	0	0	0	0	0	0	0	
	F	0	0	0	0	0	0	0	0	0	0	0	
Forcible Rape	M	0	0	0	0	0	0	0	0	1	1	1	
	F	0	0	0	0	0	0	0	0	0	0	0	
Robbery	M	0	0	0	0	0	0	0	0	0	0	0	
	F	0	0	0	0	0	0	0	0	0	0	0	
Aggravated Assault	M	0	1	0	2	1	1	0	1	0	6	6	
	F	0	1	0	0	0	0	0	0	0	1	1	
Other Assaults	M	6	9	3	4	0	3	3	1	2	37	46	
	F	0	1	3	2	1	0	1	1	0	14	15	
Burglary	M	2	1	0	1	0	0	0	0	0	7	7	
	F	0	1	0	0	0	0	0	0	0	3	4	
Larceny--Theft	M	2	1	0	1	0	0	0	0	0	6	6	
	F	0	1	2	0	1	0	0	0	0	5	6	
Motor Vehicle Theft	M	1	0	0	1	0	1	0	0	0	3	3	
	F	0	0	0	0	0	1	0	0	0	1	1	
Arson	M	0	0	0	0	0	0	0	0	0	0	0	
	F	0	0	0	0	0	0	0	0	0	0	0	
Forgery & Counterfeiting	M	0	0	0	0	0	0	0	0	0	1	1	
	F	0	0	0	0	0	0	0	0	0	0	0	
Fraud	M	1	1	0	0	0	0	0	0	0	2	2	
	F	0	0	0	0	0	0	0	0	0	0	0	
Embezzlement	M	0	0	0	0	0	0	0	0	0	0	0	
	F	0	0	0	0	0	1	0	0	0	1	1	
Stolen Property-Buy, Possess, Receive	M	0	0	0	2	0	0	0	1	0	5	5	
	F	0	0	0	0	0	0	0	0	0	2	2	
Vandalism	M	1	0	0	0	1	0	0	0	0	3	3	
	F	0	0	0	0	0	0	0	0	0	0	0	
Weapons-carrying, possession, etc.	M	1	0	1	0	0	1	0	1	0	4	7	
	F	0	0	1	0	0	0	0	0	0	2	2	
Prostitution & Commercialized Vice	M	0	0	0	0	0	0	0	0	0	0	0	
	F	0	0	0	0	0	0	0	0	0	0	0	
Other Sex Offenses	M	0	0	0	0	0	0	0	0	1	1	1	
	F	0	0	0	0	0	0	0	0	0	0	0	
Drug Abuse Violations	M	19	6	10	10	5	3	1	3	0	89	89	
	F	2	5	2	1	0	3	1	0	0	27	30	
Gambling	M	0	0	0	0	0	0	0	0	0	0	0	
	F	0	0	0	0	0	0	0	0	0	0	0	
Offenses Against Family & Children	M	0	0	0	0	0	1	0	0	0	4	4	
	F	0	0	0	1	1	0	0	0	0	3	3	
Driving Under the Influence	M	6	13	8	13	9	8	2	2	4	79	79	
	F	5	3	2	3	2	4	3	2	1	30	30	
Liquor Laws	M	2	3	2	1	2	0	1	0	0	23	30	
	F	0	0	0	1	0	1	0	0	0	10	15	
Drunkenness	M	0	0	0	0	0	0	0	0	0	1	1	
	F	0	1	0	0	0	0	0	0	0	1	1	
Disorderly Conduct	M	7	3	3	5	6	2	2	0	1	33	38	
	F	1	1	0	1	1	3	0	0	0	8	8	
Vagrancy	M	0	0	0	0	0	0	0	0	0	0	0	
	F	0	0	0	0	0	0	0	0	0	0	0	
All Other Offenses (except Traffic)	M	11	13	9	10	6	5	3	8	1	95	105	
	F	4	4	7	7	1	2	1	0	0	32	35	
Suspicion	M	0	0	0	0	0	0	0	0	0	0	0	
	F	0	0	0	0	0	0	0	0	0	0	0	
Curfew and Loitering Law Violations	M	0	0	0	0	0	0	0	0	0	0	0	
	F	0	0	0	0	0	0	0	0	0	0	0	
Runaway	M	0	0	0	0	0	0	0	0	0	0	0	
	F	0	0	0	0	0	0	0	0	0	0	0	
GRAND TOTAL		72	69	53	66	37	40	18	20	11	541	589	

# Statewide Arrests by Offense and Age

Boulder City PD

OFFENSE	9 & Under								Total <18							
	SEX	Under	10-12	13-14	15	16	17		18	19	20	21	22	23	24	
Murder	M	0	0	0	0	0	0	0	0	0	0	0	0	0	0	
	F	0	0	0	0	0	0	0	0	0	0	0	0	0	0	
Manslaughter by Negligence	M	0	0	0	0	0	0	0	0	0	0	0	0	0	0	
	F	0	0	0	0	0	0	0	0	0	0	0	0	0	0	
Forcible Rape	M	0	0	0	0	0	0	0	0	0	0	0	0	0	0	
	F	0	0	0	0	0	0	0	0	0	0	0	0	0	0	
Robbery	M	0	0	0	0	0	0	0	0	0	0	0	0	0	0	
	F	0	0	0	0	0	0	0	0	0	0	0	0	0	0	
Aggravated Assault	M	0	0	0	0	0	0	0	0	0	0	0	0	0	0	
	F	0	0	0	0	0	0	0	0	0	0	0	0	0	0	
Other Assaults	M	3	3	2	1	0	0	9	0	5	1	0	0	0	0	
	F	0	0	1	0	0	0	1	2	0	0	0	0	2	1	
Burglary	M	0	0	0	0	0	0	0	0	0	0	0	2	1	0	
	F	0	0	0	0	1	0	1	0	0	1	0	0	0	1	
Larceny--Theft	M	0	0	0	0	0	0	0	0	0	0	0	1	1	0	
	F	0	0	1	0	0	0	1	0	1	0	0	0	0	0	
Motor Vehicle Theft	M	0	0	0	0	0	0	0	0	0	0	0	0	0	0	
	F	0	0	0	0	0	0	0	0	0	0	0	0	0	0	
Arson	M	0	0	0	0	0	0	0	0	0	0	0	0	0	0	
	F	0	0	0	0	0	0	0	0	0	0	0	0	0	0	
Forgery & Counterfeiting	M	0	0	0	0	0	0	0	0	0	0	0	1	0	0	
	F	0	0	0	0	0	0	0	0	0	0	0	0	0	0	
Fraud	M	0	0	0	0	0	0	0	0	0	0	0	0	0	0	
	F	0	0	0	0	0	0	0	0	0	0	0	0	0	0	
Embezzlement	M	0	0	0	0	0	0	0	0	0	0	0	0	0	0	
	F	0	0	0	0	0	0	0	0	0	0	0	0	0	0	
Stolen Property-Buy, Possess, Receive	M	0	0	0	0	0	0	0	0	0	0	0	2	0	0	
	F	0	0	0	0	0	0	0	0	0	0	0	0	2	0	
Vandalism	M	0	0	0	0	0	0	0	0	0	0	0	0	1	0	
	F	0	0	0	0	0	0	0	0	0	0	0	0	0	0	
Weapons-carrying, possession, etc.	M	0	0	3	0	0	0	3	0	0	0	0	0	0	0	
	F	0	0	0	0	0	0	0	0	0	0	0	1	0	0	
Prostitution & Commercialized Vice	M	0	0	0	0	0	0	0	0	0	0	0	0	0	0	
	F	0	0	0	0	0	0	0	0	0	0	0	0	0	0	
Other Sex Offenses	M	0	0	0	0	0	0	0	0	0	0	0	0	0	0	
	F	0	0	0	0	0	0	0	0	0	0	0	0	0	0	
Drug Abuse Violations	M	0	0	0	0	0	0	0	8	3	4	6	2	4	5	
	F	0	0	2	0	1	0	3	1	1	3	3	1	2	2	
Gambling	M	0	0	0	0	0	0	0	0	0	0	0	0	0	0	
	F	0	0	0	0	0	0	0	0	0	0	0	0	0	0	
Offenses Against Family & Children	M	0	0	0	0	0	0	0	1	1	1	0	0	0	0	
	F	0	0	0	0	0	0	0	0	0	0	0	0	0	1	
Driving Under the Influence	M	0	0	0	0	0	0	0	1	4	0	2	2	1	4	
	F	0	0	0	0	0	0	0	0	0	0	1	1	1	2	
Liquor Laws	M	0	0	0	2	1	4	7	6	2	3	0	0	0	1	
	F	0	0	1	0	3	1	5	2	4	2	0	0	0	0	
Drunkenness	M	0	0	0	0	0	0	0	0	0	0	0	1	0	0	
	F	0	0	0	0	0	0	0	0	0	0	0	0	0	0	
Disorderly Conduct	M	0	0	2	3	0	0	5	0	0	0	1	0	2	1	
	F	0	0	0	0	0	0	0	0	0	0	0	0	1	0	
Vagrancy	M	0	0	0	0	0	0	0	0	0	0	0	0	0	0	
	F	0	0	0	0	0	0	0	0	0	0	0	0	0	0	
All Other Offenses (except Traffic)	M	0	0	3	4	2	1	10	4	5	8	4	1	3	4	
	F	0	0	2	0	1	0	3	2	0	0	0	1	2	1	
Suspicion	M	0	0	0	0	0	0	0	0	0	0	0	0	0	0	
	F	0	0	0	0	0	0	0	0	0	0	0	0	0	0	
Curfew and Loitering Law Violations	M	0	0	0	0	0	0	0	0	0	0	0	0	0	0	
	F	0	0	0	0	0	0	0	0	0	0	0	0	0	0	
Runaway	M	0	0	0	0	0	0	0	0	0	0	0	0	0	0	
	F	0	0	0	0	0	0	0	0	0	0	0	0	0	0	
GRAND TOTAL		3	3	17	10	9	6	48	27	26	23	17	16	23	23	

# Statewide Arrests by Offense and Age

Carlin PD

OFFENSE	9 & Under															
	SEX	Under	10-12	13-14	15	16	17	Total <18	18	19	20	21	22	23	24	
Murder	M	0	0	0	0	0	0	0	0	0	0	0	1	0	0	
	F	0	0	0	0	0	0	0	0	0	0	0	0	0	0	
Manslaughter by Negligence	M	0	0	0	0	0	0	0	0	0	0	0	0	0	0	
	F	0	0	0	0	0	0	0	0	0	0	0	0	0	0	
Forcible Rape	M	0	0	0	0	0	0	0	0	0	0	0	0	0	0	
	F	0	0	0	0	0	0	0	0	0	0	0	0	0	0	
Robbery	M	0	0	0	0	0	0	0	0	0	0	0	0	0	0	
	F	0	0	0	0	0	0	0	0	0	0	0	0	0	0	
Aggravated Assault	M	0	0	0	0	0	0	0	0	0	0	0	0	0	0	
	F	0	0	0	0	0	0	0	0	0	0	0	0	0	0	
Other Assaults	M	0	0	0	0	0	0	0	0	0	0	0	0	0	0	
	F	0	0	0	0	0	0	0	0	0	0	0	1	0	0	
Burglary	M	0	0	0	0	0	1	1	0	0	0	0	0	0	0	
	F	0	0	0	0	0	0	0	0	0	0	0	0	0	0	
Larceny--Theft	M	0	0	1	0	0	0	1	0	0	0	1	0	0	0	
	F	0	0	0	0	0	0	0	0	0	0	0	0	0	0	
Motor Vehicle Theft	M	0	0	0	0	1	0	1	0	0	0	0	0	0	0	
	F	0	0	0	0	0	0	0	0	0	0	0	0	0	0	
Arson	M	0	0	0	0	0	0	0	0	0	0	0	0	0	0	
	F	0	0	0	0	0	0	0	0	0	0	0	0	0	0	
Forgery & Counterfeiting	M	0	0	0	0	0	0	0	0	0	0	0	0	0	0	
	F	0	0	0	0	0	0	0	0	0	0	0	0	0	0	
Fraud	M	0	0	0	0	0	0	0	0	0	0	0	0	0	0	
	F	0	0	0	0	0	0	0	0	0	0	0	0	0	0	
Embezzlement	M	0	0	0	0	0	0	0	0	0	0	0	0	0	0	
	F	0	0	0	0	0	0	0	0	0	0	0	0	0	0	
Stolen Property-Buy, Possess, Receive	M	0	0	0	0	0	0	0	0	0	0	0	1	0	0	
	F	0	0	0	0	0	0	0	0	0	0	0	0	0	0	
Vandalism	M	0	0	0	0	0	0	0	0	0	0	0	0	0	0	
	F	0	0	0	0	0	0	0	0	0	0	0	0	0	0	
Weapons-carrying, possession, etc.	M	0	0	0	0	0	0	0	0	0	0	0	0	0	0	
	F	0	0	0	0	0	0	0	0	0	0	0	0	0	0	
Prostitution & Commercialized Vice	M	0	0	0	0	0	0	0	0	0	0	0	0	0	0	
	F	0	0	0	0	0	0	0	0	0	0	0	0	0	0	
Other Sex Offenses	M	0	0	0	0	0	0	0	0	0	0	0	0	0	0	
	F	0	0	0	0	0	0	0	0	0	0	0	0	0	0	
Drug Abuse Violations	M	0	0	0	0	1	1	2	1	2	4	2	0	0	0	
	F	0	0	0	0	0	0	0	0	1	0	0	0	0	0	
Gambling	M	0	0	0	0	0	0	0	0	0	0	0	0	0	0	
	F	0	0	0	0	0	0	0	0	0	0	0	0	0	0	
Offenses Against Family & Children	M	0	0	0	0	0	0	0	0	0	0	0	0	0	0	
	F	0	0	0	0	0	0	0	0	0	0	0	0	0	0	
Driving Under the Influence	M	0	0	0	0	0	0	0	0	0	0	0	0	1	1	
	F	0	0	0	0	0	0	0	0	0	0	0	0	0	0	
Liquor Laws	M	0	0	2	0	0	1	3	2	2	2	0	0	1	0	
	F	0	0	0	0	0	0	0	1	1	0	0	0	0	0	
Drunkenness	M	0	0	0	0	0	0	0	0	0	0	0	0	0	0	
	F	0	0	0	0	0	0	0	0	0	0	0	0	0	0	
Disorderly Conduct	M	0	0	0	0	0	0	0	0	0	0	0	0	1	1	
	F	0	0	0	0	0	0	0	0	0	0	0	0	0	0	
Vagrancy	M	0	0	0	0	0	0	0	0	0	0	0	0	0	0	
	F	0	0	0	0	0	0	0	0	0	0	0	0	0	0	
All Other Offenses (except Traffic)	M	0	1	0	0	0	0	1	0	0	2	1	0	0	1	
	F	0	0	0	0	2	0	2	1	0	0	0	1	1	0	
Suspicion	M	0	0	0	0	0	0	0	0	0	0	0	0	0	0	
	F	0	0	0	0	0	0	0	0	0	0	0	0	0	0	
Curfew and Loitering Law Violations	M	0	0	1	1	0	2	4	0	0	0	0	0	0	0	
	F	0	0	0	0	0	0	0	0	0	0	0	0	0	0	
Runaway	M	0	0	0	0	0	0	0	0	0	0	0	0	0	0	
	F	0	0	0	0	0	0	0	0	0	0	0	0	0	0	
GRAND TOTAL		0	1	4	1	4	5	15	5	6	8	4	4	4	3	



# Statewide Arrests by Offense and Age

Carlin PD

OFFENSE	over										Total >18	Grand Total
	SEX	25-29	30-34	35-39	40-44	45-49	50-54	55-59	60-64	64		
Murder	M	0	0	0	0	0	0	0	0	0	1	1
	F	0	0	0	0	0	0	0	0	0	0	0
Manslaughter by Negligence	M	0	0	0	0	0	0	0	0	0	0	0
	F	0	0	0	0	0	0	0	0	0	0	0
Forcible Rape	M	0	0	0	0	0	0	0	0	0	0	0
	F	0	0	0	0	0	0	0	0	0	0	0
Robbery	M	0	0	0	0	0	0	0	0	0	0	0
	F	0	0	0	0	0	0	0	0	0	0	0
Aggravated Assault	M	1	0	1	0	0	0	1	0	0	3	3
	F	0	0	0	0	0	0	0	0	0	0	0
Other Assaults	M	2	1	0	0	1	2	1	0	0	7	7
	F	0	1	2	0	1	0	0	0	0	5	5
Burglary	M	0	0	0	0	0	0	0	0	0	0	1
	F	0	0	0	0	0	0	0	0	0	0	0
Larceny--Theft	M	0	0	0	0	0	0	0	0	0	1	2
	F	0	0	0	0	0	0	0	0	0	0	0
Motor Vehicle Theft	M	0	0	0	0	0	0	0	0	0	0	1
	F	0	0	0	0	0	0	0	0	0	0	0
Arson	M	0	0	0	0	0	0	0	0	0	0	0
	F	0	0	0	0	0	0	0	0	0	0	0
Forgery & Counterfeiting	M	0	0	0	0	0	0	0	0	0	0	0
	F	0	0	0	0	0	0	0	0	0	0	0
Fraud	M	0	0	0	0	0	0	0	0	0	0	0
	F	0	0	0	0	0	0	0	0	0	0	0
Embezzlement	M	0	0	0	0	0	0	0	0	0	0	0
	F	0	0	0	0	0	0	0	0	0	0	0
Stolen Property-Buy, Possess, Receive	M	1	0	1	0	0	0	0	0	0	3	3
	F	0	0	0	0	0	0	0	0	0	0	0
Vandalism	M	0	0	0	0	0	0	0	0	0	0	0
	F	0	0	0	0	0	0	0	0	0	0	0
Weapons-carrying, possession, etc.	M	0	0	0	0	0	0	0	0	0	0	0
	F	0	0	0	0	0	0	0	0	0	0	0
Prostitution & Commercialized Vice	M	0	0	0	0	0	0	0	0	0	0	0
	F	0	0	0	0	0	0	0	0	0	0	0
Other Sex Offenses	M	0	1	0	0	0	0	0	0	0	1	1
	F	0	0	0	0	0	0	0	0	0	0	0
Drug Abuse Violations	M	1	2	1	1	0	1	0	0	0	15	17
	F	2	1	0	0	1	0	0	0	0	5	5
Gambling	M	0	0	0	0	0	0	0	0	0	0	0
	F	0	0	0	0	0	0	0	0	0	0	0
Offenses Against Family & Children	M	0	0	0	1	0	0	0	0	0	1	1
	F	0	0	0	0	0	0	0	0	0	0	0
Driving Under the Influence	M	3	3	2	2	1	2	2	0	1	18	18
	F	0	1	0	1	2	0	0	0	0	4	4
Liquor Laws	M	2	0	0	0	0	0	0	0	0	9	12
	F	0	0	0	0	0	0	0	0	0	2	2
Drunkenness	M	0	0	0	0	0	0	0	0	0	0	0
	F	0	0	0	0	0	0	0	0	0	0	0
Disorderly Conduct	M	4	1	3	1	1	0	0	0	0	12	12
	F	0	1	0	0	1	0	0	0	0	2	2
Vagrancy	M	1	0	1	3	1	1	0	0	0	7	7
	F	0	0	0	0	0	1	0	0	0	1	1
All Other Offenses (except Traffic)	M	4	8	1	4	1	1	1	1	0	25	26
	F	1	1	4	1	1	1	1	1	0	14	16
Suspicion	M	0	0	0	0	0	0	0	0	0	0	0
	F	0	0	0	0	0	0	0	0	0	0	0
Curfew and Loitering Law Violations	M	0	0	0	0	0	0	0	0	0	0	4
	F	0	0	0	0	0	0	0	0	0	0	0
Runaway	M	0	0	0	0	0	0	0	0	0	0	0
	F	0	0	0	0	0	0	0	0	0	0	0
GRAND TOTAL		22	21	16	14	11	9	6	2	1	136	151

# Statewide Arrests by Offense and Age

Carson City SO

OFFENSE	9 & Under															
	SEX	Under	10-12	13-14	15	16	17	Total <18	18	19	20	21	22	23	24	
Murder	M	0	0	0	0	0	0	0	0	0	1	0	1	1	0	
	F	0	0	0	0	0	0	0	0	0	1	0	0	1	0	
Manslaughter by Negligence	M	0	0	0	0	0	0	0	0	0	0	0	0	0	0	
	F	0	0	0	0	0	0	0	0	0	0	0	0	0	0	
Forcible Rape	M	0	0	0	0	0	0	0	0	0	0	0	0	0	0	
	F	0	0	0	0	0	0	0	0	0	0	0	0	0	0	
Robbery	M	0	0	0	2	0	0	2	0	1	1	0	0	0	1	
	F	0	0	0	0	0	0	0	0	0	0	0	0	0	0	
Aggravated Assault	M	4	1	0	3	3	3	14	4	5	1	3	2	4	3	
	F	0	0	0	0	2	0	2	1	0	1	3	0	2	1	
Other Assaults	M	0	1	2	7	2	6	18	2	4	3	9	9	8	3	
	F	0	0	2	2	0	5	9	4	2	2	5	2	0	5	
Burglary	M	0	0	0	0	0	1	1	0	2	2	2	0	1	1	
	F	0	0	0	0	0	0	0	2	0	0	0	1	0	1	
Larceny--Theft	M	0	3	2	4	1	6	16	7	6	4	6	4	0	2	
	F	0	0	2	1	0	2	5	9	9	2	7	5	2	4	
Motor Vehicle Theft	M	0	0	0	0	1	0	1	0	0	0	0	0	0	0	
	F	0	2	0	0	0	0	2	0	0	1	0	0	0	0	
Arson	M	0	1	0	0	1	0	2	2	3	0	1	1	2	3	
	F	0	0	1	0	0	0	1	0	1	1	0	1	0	0	
Forgery & Counterfeiting	M	0	0	0	0	0	0	0	0	0	0	2	0	0	0	
	F	0	0	0	0	0	0	0	0	0	0	0	1	0	1	
Fraud	M	0	0	0	0	1	0	1	1	3	0	0	2	0	1	
	F	0	0	0	0	0	0	0	0	1	1	2	0	0	2	
Embezzlement	M	0	0	0	0	0	0	0	0	0	2	0	0	0	1	
	F	0	0	0	0	0	0	0	0	0	0	0	0	0	0	
Stolen Property-Buy, Possess, Receive	M	0	0	0	0	0	0	0	0	0	0	2	0	0	1	
	F	0	0	0	0	0	1	1	0	0	0	2	0	0	0	
Vandalism	M	0	0	0	0	4	0	4	1	1	1	2	1	2	0	
	F	0	0	0	0	0	0	0	0	2	0	0	0	0	0	
Weapons-carrying, possession, etc.	M	0	0	0	0	0	0	0	0	2	0	0	1	1	0	
	F	0	0	1	1	0	0	2	0	0	0	1	0	0	0	
Prostitution & Commercialized Vice	M	0	0	0	0	0	0	0	0	0	0	0	0	0	0	
	F	0	0	0	0	0	0	0	0	0	0	0	0	0	0	
Other Sex Offenses	M	0	0	0	0	0	0	0	0	0	2	1	0	1	1	
	F	0	0	0	0	0	0	0	0	0	0	0	0	0	1	
Drug Abuse Violations	M	0	2	2	1	2	5	12	9	10	3	7	9	5	4	
	F	0	0	1	1	1	2	5	3	4	1	0	1	2	2	
Gambling	M	0	0	0	0	0	0	0	0	1	0	0	0	0	0	
	F	0	0	0	0	0	0	0	0	0	0	0	0	0	0	
Offenses Against Family & Children	M	0	0	0	0	0	0	0	1	1	0	0	0	0	0	
	F	0	0	0	0	0	0	0	1	0	0	0	0	0	1	
Driving Under the Influence	M	0	0	0	0	0	0	0	3	2	0	3	8	5	6	
	F	0	0	0	0	0	0	0	0	1	1	2	2	1	1	
Liquor Laws	M	0	1	4	10	12	15	42	31	19	16	3	2	1	2	
	F	0	0	5	3	4	7	19	13	10	4	1	0	1	1	
Drunkenness	M	0	0	0	0	0	0	0	0	0	0	0	0	0	0	
	F	0	0	0	0	0	0	0	0	0	0	0	0	0	0	
Disorderly Conduct	M	0	0	0	0	0	0	0	0	0	0	0	0	0	0	
	F	0	0	0	0	0	0	0	0	0	0	0	0	0	0	
Vagrancy	M	0	0	0	0	0	0	0	0	0	0	0	0	0	0	
	F	0	0	0	0	0	0	0	0	0	0	0	0	0	0	
All Other Offenses (except Traffic)	M	0	1	22	14	13	34	84	36	39	32	38	42	30	41	
	F	0	0	10	6	6	12	34	7	25	16	21	17	16	13	
Suspicion	M	0	0	0	0	0	0	0	0	0	0	0	0	0	0	
	F	0	0	0	0	0	0	0	0	0	0	0	0	0	0	
Curfew and Loitering Law Violations	M	0	0	0	0	0	0	0	0	0	0	0	0	0	0	
	F	0	0	0	0	0	0	0	0	0	0	0	0	0	0	
Runaway	M	0	1	1	0	4	2	8	0	0	0	0	0	0	0	
	F	0	0	1	0	2	5	8	0	0	0	0	0	0	0	
GRAND TOTAL		4	13	56	55	59	106	293	137	154	99	123	112	86	103	

# Statewide Arrests by Offense and Age

Carson City SO

OFFENSE	over										Total >18	Grand Total
	SEX	25-29	30-34	35-39	40-44	45-49	50-54	55-59	60-64	64		
Murder	M	1	1	0	0	0	0	0	0	0	5	5
	F	0	0	0	0	0	0	0	0	0	2	2
Manslaughter by Negligence	M	0	0	0	0	0	0	0	0	0	0	0
	F	0	0	0	0	0	0	0	0	0	0	0
Forcible Rape	M	0	1	1	0	1	1	1	0	0	5	5
	F	0	0	0	0	0	1	0	0	0	1	1
Robbery	M	1	0	0	0	1	1	0	0	0	6	8
	F	0	0	0	0	1	3	0	0	0	4	4
Aggravated Assault	M	15	12	9	7	4	4	5	0	2	80	94
	F	7	6	5	1	4	0	2	1	0	34	36
Other Assaults	M	31	28	8	15	18	10	7	3	1	159	177
	F	11	9	8	5	8	2	0	1	1	65	74
Burglary	M	3	2	6	1	2	1	1	0	0	24	25
	F	1	3	2	0	0	0	0	0	0	10	10
Larceny--Theft	M	15	10	5	10	6	6	2	0	0	83	99
	F	15	13	11	9	7	6	2	2	1	104	109
Motor Vehicle Theft	M	0	1	1	0	1	0	1	0	0	4	5
	F	2	0	0	0	0	0	0	0	0	3	5
Arson	M	12	4	2	6	2	4	1	0	0	43	45
	F	3	2	1	2	0	0	1	0	0	12	13
Forgery & Counterfeiting	M	0	0	0	0	0	0	0	0	0	2	2
	F	0	0	0	0	0	0	0	0	0	2	2
Fraud	M	7	5	4	4	2	1	0	0	0	30	31
	F	6	3	0	2	0	2	0	0	0	19	19
Embezzlement	M	1	1	0	1	0	1	0	0	0	7	7
	F	3	1	1	1	1	2	0	0	0	9	9
Stolen Property-Buy, Possess, Receive	M	8	2	6	3	0	0	1	0	0	23	23
	F	1	1	0	0	2	0	0	0	0	6	7
Vandalism	M	3	1	1	1	1	1	0	0	0	16	20
	F	0	0	0	1	1	0	0	0	0	4	4
Weapons-carrying, possession, etc.	M	5	0	3	2	0	1	2	0	1	18	18
	F	1	1	0	0	0	0	0	0	0	3	5
Prostitution & Commercialized Vice	M	0	0	0	0	0	0	0	0	0	0	0
	F	0	0	0	0	0	0	0	0	0	0	0
Other Sex Offenses	M	2	5	2	1	0	2	0	0	0	17	17
	F	1	0	1	1	0	0	0	0	0	4	4
Drug Abuse Violations	M	22	5	11	4	8	9	2	1	0	109	121
	F	5	4	8	2	4	1	1	0	0	38	43
Gambling	M	0	0	0	0	0	0	0	0	0	1	1
	F	0	0	0	0	0	0	0	0	0	0	0
Offenses Against Family & Children	M	1	0	0	0	1	0	0	0	0	4	4
	F	0	0	0	1	0	0	0	0	0	3	3
Driving Under the Influence	M	25	18	9	2	11	13	12	6	3	126	126
	F	4	7	7	2	9	6	1	3	1	48	48
Liquor Laws	M	6	2	1	1	5	6	2	4	0	101	143
	F	1	3	0	1	1	0	0	0	0	36	55
Drunkenness	M	0	0	0	0	0	0	0	0	0	0	0
	F	0	0	0	0	0	0	0	0	0	0	0
Disorderly Conduct	M	0	0	0	0	0	0	0	0	0	0	0
	F	0	0	0	0	0	0	0	0	0	0	0
Vagrancy	M	0	0	0	0	0	0	0	0	0	0	0
	F	0	0	0	0	0	0	0	0	0	0	0
All Other Offenses (except Traffic)	M	149	104	82	70	52	44	23	11	8	801	885
	F	68	50	40	34	29	13	9	5	5	368	402
Suspicion	M	0	0	0	0	0	0	0	0	0	0	0
	F	0	0	0	0	0	0	0	0	0	0	0
Curfew and Loitering Law Violations	M	0	0	0	0	0	0	0	0	0	0	0
	F	0	0	0	0	0	0	0	0	0	0	0
Runaway	M	0	0	0	0	0	0	0	0	0	0	8
	F	0	0	0	0	0	0	0	0	0	0	8
GRAND TOTAL		436	305	235	191	184	138	76	37	23	2,439	2,732

# Statewide Arrests by Offense and Age

Churchill Co SO

OFFENSE	9 & Under															
	SEX	Under	10-12	13-14	15	16	17	Total <18	18	19	20	21	22	23	24	
Murder	M	0	0	0	0	0	0	0	0	0	0	0	0	0	0	
	F	0	0	0	0	0	0	0	0	0	0	0	0	0	0	
Manslaughter by Negligence	M	0	0	0	0	0	0	0	0	0	0	0	0	0	0	
	F	0	0	0	0	0	0	0	0	0	0	0	0	0	0	
Forcible Rape	M	0	0	0	0	0	0	0	0	0	0	0	0	0	0	
	F	0	0	0	0	0	0	0	0	0	0	0	0	0	0	
Robbery	M	0	0	0	0	0	0	0	0	0	0	0	0	0	0	
	F	0	0	0	0	0	0	0	0	0	0	0	0	0	0	
Aggravated Assault	M	0	0	0	0	0	0	0	1	0	0	0	0	0	0	
	F	0	0	0	0	0	0	0	0	0	0	0	0	0	0	
Other Assaults	M	0	0	1	1	0	2	4	1	3	1	1	1	1	0	
	F	0	0	3	1	0	4	8	0	1	0	0	0	0	2	
Burglary	M	0	0	0	0	0	1	1	0	0	0	1	0	0	0	
	F	0	0	0	0	0	1	1	0	0	1	0	0	0	0	
Larceny--Theft	M	2	0	0	0	0	1	3	0	2	0	0	0	0	0	
	F	0	0	0	0	0	0	0	0	1	0	0	0	0	0	
Motor Vehicle Theft	M	0	0	1	1	0	2	4	0	0	0	0	0	0	0	
	F	0	0	0	0	0	0	0	0	0	0	0	0	0	0	
Arson	M	0	0	0	0	0	0	0	0	0	0	0	0	0	0	
	F	0	0	0	0	0	0	0	0	0	0	0	0	0	0	
Forgery & Counterfeiting	M	0	0	0	0	0	0	0	0	0	0	0	0	0	0	
	F	0	0	0	0	0	0	0	0	0	0	0	0	0	0	
Fraud	M	0	0	0	0	0	0	0	0	0	0	0	0	0	0	
	F	0	0	0	0	0	0	0	0	0	0	0	0	0	0	
Embezzlement	M	0	0	0	0	0	0	0	0	0	0	0	0	0	0	
	F	0	0	0	0	0	0	0	0	0	0	0	0	0	0	
Stolen Property-Buy, Possess, Receive	M	1	0	0	0	0	0	1	0	0	0	0	0	0	0	
	F	0	0	0	0	0	0	0	0	0	0	0	0	0	0	
Vandalism	M	1	1	1	3	0	2	8	0	0	0	1	0	1	0	
	F	0	0	0	1	0	1	2	0	0	0	0	0	0	0	
Weapons-carrying, possession, etc.	M	0	1	0	1	0	1	3	0	0	0	0	0	0	1	
	F	0	0	0	1	0	1	2	0	0	0	0	0	0	0	
Prostitution & Commercialized Vice	M	0	0	0	0	0	0	0	0	0	0	0	0	0	0	
	F	0	0	0	0	0	0	0	0	0	0	0	0	0	0	
Other Sex Offenses	M	1	1	0	0	0	0	2	0	0	0	0	0	1	0	
	F	0	0	0	0	0	0	0	0	0	0	0	0	0	0	
Drug Abuse Violations	M	0	0	0	0	0	3	3	2	4	2	2	1	0	5	
	F	0	0	0	0	0	1	1	1	0	1	0	0	0	0	
Gambling	M	0	0	0	0	0	0	0	0	0	0	0	0	0	0	
	F	0	0	0	0	0	0	0	0	0	0	0	0	0	0	
Offenses Against Family & Children	M	0	0	0	0	0	0	0	0	0	0	0	0	0	0	
	F	0	0	0	0	0	0	0	0	0	0	0	0	0	1	
Driving Under the Influence	M	0	0	0	0	0	0	0	1	1	0	3	1	2	4	
	F	0	0	0	0	0	0	0	0	2	0	0	1	0	0	
Liquor Laws	M	0	0	1	7	5	9	22	8	15	6	2	0	1	1	
	F	0	0	0	5	4	5	14	2	4	1	0	0	0	0	
Drunkenness	M	0	0	0	0	0	0	0	0	0	0	0	1	0	0	
	F	0	0	0	0	0	0	0	0	0	0	0	0	0	0	
Disorderly Conduct	M	1	0	0	0	0	0	1	0	0	0	0	2	1	0	
	F	0	0	0	0	0	0	0	0	0	0	0	0	0	0	
Vagrancy	M	0	0	0	0	0	0	0	0	0	0	0	0	0	0	
	F	0	0	0	0	0	0	0	0	0	0	0	0	0	0	
All Other Offenses (except Traffic)	M	0	5	8	7	8	6	34	1	8	9	5	6	4	5	
	F	0	2	11	4	2	4	23	1	1	4	2	1	7	4	
Suspicion	M	0	0	0	0	0	0	0	0	0	0	0	0	0	0	
	F	0	0	0	0	0	0	0	0	0	0	0	0	0	0	
Curfew and Loitering Law Violations	M	0	0	0	0	1	0	1	0	0	0	0	0	0	0	
	F	0	0	0	0	0	1	1	0	0	0	0	0	0	0	
Runaway	M	0	0	1	2	0	0	3	0	0	0	0	0	0	0	
	F	0	0	1	4	1	3	9	0	0	0	0	0	0	0	
GRAND TOTAL		6	10	28	38	21	48	151	18	42	25	17	14	18	23	

# Statewide Arrests by Offense and Age

Churchill Co SO

OFFENSE	over											Total >18	Grand Total
	SEX	25-29	30-34	35-39	40-44	45-49	50-54	55-59	60-64	64			
Murder	M	0	0	0	0	0	0	0	0	0	0	0	0
	F	0	0	0	0	0	0	0	0	0	0	0	0
Manslaughter by Negligence	M	0	0	0	0	0	0	0	0	0	0	0	0
	F	0	0	0	0	0	0	0	0	0	0	0	0
Forcible Rape	M	0	0	0	0	0	0	0	0	0	0	0	0
	F	0	0	0	0	0	0	0	0	0	0	0	0
Robbery	M	0	0	0	0	0	0	0	0	0	0	0	0
	F	0	0	0	0	0	0	0	0	0	0	0	0
Aggravated Assault	M	0	2	2	1	1	0	0	0	1	8	8	8
	F	1	0	0	0	0	0	0	0	0	1	1	1
Other Assaults	M	8	3	3	1	4	3	0	0	1	31	35	35
	F	2	2	1	2	2	1	1	0	0	14	22	22
Burglary	M	2	4	0	0	2	0	0	0	0	9	10	10
	F	0	0	0	0	1	0	0	0	0	2	3	3
Larceny--Theft	M	0	0	1	0	1	0	0	0	0	4	7	7
	F	1	1	0	0	0	0	0	0	0	3	3	3
Motor Vehicle Theft	M	0	0	0	0	0	0	0	0	0	0	4	4
	F	0	0	0	0	0	0	0	0	0	0	0	0
Arson	M	0	0	0	0	0	0	0	0	0	0	0	0
	F	0	0	0	0	0	0	0	0	0	0	0	0
Forgery & Counterfeiting	M	0	0	0	0	1	0	0	0	0	1	1	1
	F	0	0	0	0	0	0	0	0	0	0	0	0
Fraud	M	0	0	1	0	0	0	0	0	0	1	1	1
	F	0	1	0	1	0	0	1	0	0	3	3	3
Embezzlement	M	0	0	0	0	0	0	0	0	0	0	0	0
	F	0	0	0	0	0	0	0	0	0	0	0	0
Stolen Property-Buy, Possess, Receive	M	0	2	0	0	1	0	0	0	0	3	4	4
	F	0	0	0	0	0	0	0	0	0	0	0	0
Vandalism	M	0	0	0	0	1	0	0	0	0	3	11	11
	F	1	0	0	0	0	0	0	0	0	1	3	3
Weapons-carrying, possession, etc.	M	1	0	0	0	0	3	0	0	0	5	8	8
	F	0	0	0	0	0	0	0	0	0	0	2	2
Prostitution & Commercialized Vice	M	0	0	0	0	0	0	0	0	0	0	0	0
	F	0	0	0	0	0	0	0	0	0	0	0	0
Other Sex Offenses	M	1	0	0	0	0	0	0	0	0	2	4	4
	F	0	0	0	0	0	0	0	0	0	0	0	0
Drug Abuse Violations	M	10	4	2	3	7	3	2	2	0	49	52	52
	F	7	2	0	5	2	0	0	0	0	18	19	19
Gambling	M	0	0	0	0	0	0	0	0	0	0	0	0
	F	0	0	0	0	0	0	0	0	0	0	0	0
Offenses Against Family & Children	M	1	0	0	0	0	0	0	0	0	1	1	1
	F	0	0	2	0	1	0	0	0	0	4	4	4
Driving Under the Influence	M	7	4	3	1	7	6	1	4	3	48	48	48
	F	1	4	4	2	3	0	1	2	0	20	20	20
Liquor Laws	M	0	0	0	0	0	0	0	0	0	33	55	55
	F	0	0	0	0	0	0	0	0	0	7	21	21
Drunkenness	M	0	2	1	0	2	1	0	0	0	7	7	7
	F	1	2	0	2	1	0	0	0	1	7	7	7
Disorderly Conduct	M	3	1	2	0	1	0	1	0	0	11	12	12
	F	0	1	1	0	0	0	0	0	0	2	2	2
Vagrancy	M	0	0	0	0	1	0	0	0	0	1	1	1
	F	1	0	0	0	0	0	0	0	0	1	1	1
All Other Offenses (except Traffic)	M	36	27	18	20	23	16	6	5	2	191	225	225
	F	14	8	8	11	5	4	2	1	1	74	97	97
Suspicion	M	0	0	0	0	0	0	0	0	0	0	0	0
	F	0	0	0	0	0	0	0	0	0	0	0	0
Curfew and Loitering Law Violations	M	0	0	0	0	0	0	0	0	0	0	1	1
	F	0	0	0	0	0	0	0	0	0	0	1	1
Runaway	M	0	0	0	0	0	0	0	0	0	0	3	3
	F	0	0	0	0	0	0	0	0	0	0	9	9
GRAND TOTAL		98	70	49	49	67	37	15	14	9	565	716	716



# Statewide Arrests by Offense and Age

Clark Schools PD

OFFENSE	9 & Under															
	SEX	Under	10-12	13-14	15	16	17	Total <18	18	19	20	21	22	23	24	
Murder	M	0	0	0	0	0	0	0	0	0	0	0	0	0	0	
	F	0	0	0	0	0	0	0	0	0	0	0	0	0	0	
Manslaughter by Negligence	M	0	0	0	0	0	0	0	0	0	0	0	0	0	0	
	F	0	0	0	0	0	0	0	0	0	0	0	0	0	0	
Forcible Rape	M	0	0	0	0	0	0	0	0	0	0	0	0	0	0	
	F	0	0	0	0	0	0	0	0	0	0	0	0	0	0	
Robbery	M	0	0	4	1	1	1	7	0	0	0	0	0	0	0	
	F	0	0	0	0	0	0	0	0	0	0	0	0	0	0	
Aggravated Assault	M	0	4	20	13	2	6	45	5	1	1	1	1	0	0	
	F	0	0	4	1	4	1	10	0	0	0	0	0	0	0	
Other Assaults	M	0	4	18	11	8	13	54	3	1	0	0	0	0	1	
	F	0	2	7	6	7	1	23	1	0	0	0	0	0	0	
Burglary	M	1	3	5	10	9	4	32	4	0	1	0	0	0	0	
	F	0	0	1	1	0	0	2	1	0	0	0	0	0	0	
Larceny--Theft	M	0	3	2	1	4	0	10	0	0	0	0	0	0	0	
	F	0	0	0	1	0	1	2	0	0	0	0	0	0	0	
Motor Vehicle Theft	M	0	0	0	0	1	1	2	0	0	0	0	0	0	0	
	F	0	0	0	0	0	0	0	0	0	0	0	0	0	0	
Arson	M	0	0	5	2	1	0	8	0	0	0	0	0	0	0	
	F	0	0	0	0	0	0	0	0	0	0	0	0	0	0	
Forgery & Counterfeiting	M	0	0	0	0	0	0	0	0	0	0	0	0	0	0	
	F	0	0	0	0	0	0	0	0	0	0	0	0	0	0	
Fraud	M	0	0	0	1	0	0	1	0	0	0	0	0	0	0	
	F	0	0	1	0	0	1	2	0	0	0	0	0	0	0	
Embezzlement	M	0	0	0	0	0	0	0	0	0	0	0	0	0	0	
	F	0	0	0	0	0	0	0	0	0	0	0	0	0	0	
Stolen Property-Buy, Possess, Receive	M	0	0	1	0	0	1	2	1	0	0	0	0	0	0	
	F	0	0	0	0	0	0	0	0	0	0	0	0	0	0	
Vandalism	M	0	0	1	1	0	0	2	0	0	0	0	0	0	0	
	F	0	0	0	0	0	0	0	0	0	0	0	0	0	0	
Weapons-carrying, possession, etc.	M	0	3	9	4	5	2	23	5	1	0	0	1	0	0	
	F	0	0	1	0	0	2	3	0	0	0	0	0	0	0	
Prostitution & Commercialized Vice	M	0	0	1	0	0	0	1	2	0	0	0	0	0	0	
	F	0	0	0	0	0	0	0	0	0	0	0	0	0	0	
Other Sex Offenses	M	0	0	0	0	0	0	0	0	0	0	0	0	0	0	
	F	0	0	0	0	0	0	0	0	0	0	0	0	0	0	
Drug Abuse Violations	M	0	3	18	17	19	17	74	11	4	2	1	1	0	0	
	F	0	1	1	1	4	2	9	1	0	0	0	0	0	0	
Gambling	M	0	0	0	0	0	0	0	0	0	0	0	0	0	0	
	F	0	0	0	0	0	0	0	0	0	0	0	0	0	0	
Offenses Against Family & Children	M	0	0	0	0	0	0	0	0	0	0	0	0	0	0	
	F	0	0	0	0	0	0	0	0	0	0	0	0	0	0	
Driving Under the Influence	M	0	0	0	0	1	0	1	0	0	0	0	1	0	1	
	F	0	0	0	0	0	0	0	0	0	0	0	0	0	0	
Liquor Laws	M	0	0	0	0	0	0	0	0	0	0	0	0	0	0	
	F	0	0	0	0	0	0	0	0	0	0	0	0	0	0	
Drunkenness	M	0	0	0	0	0	0	0	0	0	0	0	0	0	0	
	F	0	0	0	0	0	0	0	0	0	0	0	0	0	0	
Disorderly Conduct	M	0	1	5	3	5	2	16	2	0	0	0	0	0	0	
	F	0	0	7	3	2	1	13	0	0	0	0	0	0	0	
Vagrancy	M	0	0	0	0	0	0	0	0	0	0	0	0	0	0	
	F	0	0	0	0	0	0	0	0	0	0	0	0	0	0	
All Other Offenses (except Traffic)	M	1	3	7	6	12	13	42	2	4	1	0	2	5	2	
	F	0	0	0	4	2	1	7	0	0	0	0	0	1	1	
Suspicion	M	0	0	0	0	0	0	0	0	0	0	0	0	0	0	
	F	0	0	0	0	0	0	0	0	0	0	0	0	0	0	
Curfew and Loitering Law Violations	M	0	0	0	0	0	0	0	0	0	0	0	0	0	0	
	F	0	0	0	0	0	0	0	0	0	0	0	0	0	0	
Runaway	M	0	0	0	0	0	0	0	0	0	0	0	0	0	0	
	F	0	0	0	0	0	0	0	0	0	0	0	0	0	0	
GRAND TOTAL		2	27	118	87	87	70	391	38	11	5	2	6	6	5	

# Statewide Arrests by Offense and Age

Clark Schools PD

OFFENSE	over										Total >18	Grand Total
	SEX	25-29	30-34	35-39	40-44	45-49	50-54	55-59	60-64	64		
Murder	M	0	0	0	0	0	0	0	0	0	0	0
	F	0	0	0	0	0	0	0	0	0	0	0
Manslaughter by Negligence	M	0	0	0	0	0	0	0	0	0	0	0
	F	0	0	0	0	0	0	0	0	0	0	0
Forcible Rape	M	0	0	0	0	0	0	0	0	0	0	0
	F	0	0	0	0	0	0	0	0	0	0	0
Robbery	M	0	0	0	0	0	0	0	0	0	0	7
	F	0	0	0	0	0	0	0	0	0	0	0
Aggravated Assault	M	0	0	1	0	0	1	1	0	0	12	57
	F	0	0	0	0	0	0	0	0	0	0	10
Other Assaults	M	1	0	0	0	0	0	0	0	0	6	60
	F	1	0	0	0	0	2	0	0	0	4	27
Burglary	M	1	2	0	1	0	0	0	0	0	9	41
	F	0	0	1	0	0	0	1	0	0	3	5
Larceny--Theft	M	0	0	2	1	0	1	0	0	0	4	14
	F	0	0	0	0	0	0	0	0	0	0	2
Motor Vehicle Theft	M	0	0	0	0	0	0	0	0	0	0	2
	F	0	0	0	0	0	0	0	0	0	0	0
Arson	M	0	0	0	0	0	0	0	0	0	0	8
	F	0	0	0	0	0	0	0	0	0	0	0
Forgery & Counterfeiting	M	0	0	0	0	0	0	0	0	0	0	0
	F	0	0	0	0	0	0	0	0	0	0	0
Fraud	M	0	0	0	0	0	0	0	0	0	0	1
	F	0	0	0	0	0	0	0	0	0	0	2
Embezzlement	M	0	0	0	0	0	0	0	0	0	0	0
	F	0	0	0	0	0	0	0	0	0	0	0
Stolen Property-Buy, Possess, Receive	M	0	0	0	0	0	0	0	0	0	1	3
	F	0	0	0	0	0	0	0	0	0	0	0
Vandalism	M	0	1	0	0	0	0	0	0	0	1	3
	F	0	0	0	0	0	0	0	0	0	0	0
Weapons-carrying, possession, etc.	M	1	1	0	0	1	1	0	0	0	11	34
	F	0	0	0	0	0	0	0	0	0	0	3
Prostitution & Commercialized Vice	M	0	0	0	0	1	0	0	0	0	3	4
	F	0	0	0	0	0	0	0	0	0	0	0
Other Sex Offenses	M	0	0	0	0	1	0	0	0	0	1	1
	F	0	0	0	0	0	0	0	0	0	0	0
Drug Abuse Violations	M	1	1	0	0	1	0	0	0	0	22	96
	F	0	0	0	2	1	0	0	0	0	4	13
Gambling	M	0	0	0	0	0	0	0	0	0	0	0
	F	0	0	0	0	0	0	0	0	0	0	0
Offenses Against Family & Children	M	0	0	0	0	0	0	0	0	0	0	0
	F	0	0	0	0	0	0	0	0	0	0	0
Driving Under the Influence	M	1	0	0	0	0	0	0	0	0	3	4
	F	0	1	0	0	0	1	0	0	0	2	2
Liquor Laws	M	0	0	0	0	0	0	0	0	0	0	0
	F	0	0	0	0	0	0	0	0	0	0	0
Drunkenness	M	0	0	0	0	0	0	0	0	0	0	0
	F	0	0	0	0	0	0	0	0	0	0	0
Disorderly Conduct	M	0	0	0	0	0	0	0	0	0	2	18
	F	0	1	0	0	0	0	0	0	0	1	14
Vagrancy	M	0	0	0	0	0	0	0	0	0	0	0
	F	0	0	0	0	0	0	0	0	0	0	0
All Other Offenses (except Traffic)	M	6	2	1	3	6	1	0	0	0	35	77
	F	5	5	2	3	1	0	1	0	0	19	26
Suspicion	M	0	0	0	0	0	0	0	0	0	0	0
	F	0	0	0	0	0	0	0	0	0	0	0
Curfew and Loitering Law Violations	M	0	0	0	0	0	0	0	0	0	0	0
	F	0	0	0	0	0	0	0	0	0	0	0
Runaway	M	0	0	0	0	0	0	0	0	0	0	0
	F	0	0	0	0	0	0	0	0	0	0	0
GRAND TOTAL		17	14	7	10	12	7	3	0	0	143	534

# Statewide Arrests by Offense and Age

Douglas Co SO

OFFENSE	9 & Under															
	SEX	Under	10-12	13-14	15	16	17	Total <18	18	19	20	21	22	23	24	
Murder	M	0	0	0	0	0	0	0	0	0	0	0	0	0	0	
	F	0	0	0	0	0	0	0	0	0	0	0	0	0	0	
Manslaughter by Negligence	M	0	0	0	0	0	0	0	0	0	0	0	0	0	0	
	F	0	0	0	0	0	0	0	0	0	0	0	0	0	0	
Forcible Rape	M	0	0	0	0	0	0	0	0	0	0	0	0	0	0	
	F	0	0	0	0	0	0	0	0	0	0	0	0	0	0	
Robbery	M	0	0	0	0	1	2	3	2	0	0	1	0	0	0	
	F	0	0	0	0	0	0	0	0	0	0	0	0	0	0	
Aggravated Assault	M	0	0	1	0	0	0	1	0	1	0	0	0	0	0	
	F	0	0	0	0	0	0	0	0	0	0	0	1	0	0	
Other Assaults	M	1	5	2	4	2	1	15	6	5	3	8	8	10	7	
	F	0	0	6	2	1	1	10	3	1	1	8	3	8	4	
Burglary	M	0	0	0	1	2	2	5	1	3	1	4	0	0	0	
	F	0	0	0	0	0	0	0	1	0	2	0	0	0	0	
Larceny--Theft	M	0	1	4	3	2	4	14	8	4	4	4	5	2	3	
	F	0	0	3	2	0	4	9	4	2	2	5	5	0	2	
Motor Vehicle Theft	M	0	0	0	0	0	1	1	0	0	0	0	0	0	0	
	F	0	0	0	0	0	0	0	0	0	0	0	0	0	0	
Arson	M	0	0	0	0	0	0	0	0	0	0	0	0	0	0	
	F	0	0	0	0	0	0	0	0	0	0	0	0	0	0	
Forgery & Counterfeiting	M	0	0	0	0	0	0	0	0	0	0	0	0	0	1	
	F	0	0	0	0	0	0	0	0	0	0	0	0	0	0	
Fraud	M	0	0	0	0	0	0	0	1	0	0	0	1	0	2	
	F	0	0	0	0	0	0	0	0	0	0	0	0	0	1	
Embezzlement	M	0	0	0	0	0	0	0	0	0	0	0	0	0	1	
	F	0	0	0	0	0	1	1	0	1	0	0	0	0	0	
Stolen Property-Buy, Possess, Receive	M	0	0	0	0	0	2	2	3	1	1	0	0	0	0	
	F	0	0	0	0	0	1	1	0	0	0	0	0	1	0	
Vandalism	M	0	0	3	0	2	1	6	0	2	0	1	3	0	3	
	F	0	0	1	1	1	0	3	0	0	0	0	0	0	0	
Weapons-carrying, possession, etc.	M	0	0	0	1	0	0	1	0	1	0	0	0	0	0	
	F	0	0	0	0	0	0	0	0	0	0	0	0	0	0	
Prostitution & Commercialized Vice	M	0	0	0	0	0	0	0	0	0	0	0	0	0	0	
	F	0	0	0	0	0	0	0	0	0	0	0	0	0	0	
Other Sex Offenses	M	0	0	0	0	0	0	0	1	1	1	0	2	0	0	
	F	0	0	0	0	0	0	0	0	0	0	0	0	0	0	
Drug Abuse Violations	M	0	1	0	5	4	7	17	13	19	18	10	11	13	14	
	F	0	0	1	2	0	5	8	4	0	2	0	2	0	1	
Gambling	M	0	0	0	0	0	0	0	0	0	0	0	0	0	0	
	F	0	0	0	0	0	0	0	0	0	0	0	0	0	0	
Offenses Against Family & Children	M	0	0	0	0	0	0	0	0	0	0	0	0	0	0	
	F	0	0	0	0	0	0	0	0	0	1	0	0	0	0	
Driving Under the Influence	M	0	0	0	0	0	0	0	2	4	4	7	7	4	1	
	F	0	0	0	0	0	0	0	0	1	1	3	2	3	3	
Liquor Laws	M	0	0	2	7	8	23	40	38	43	32	1	2	2	2	
	F	0	0	3	11	4	13	31	13	9	13	0	2	0	0	
Drunkenness	M	0	0	0	0	0	0	0	0	1	1	0	2	1	0	
	F	0	0	0	0	0	0	0	0	0	0	1	0	0	0	
Disorderly Conduct	M	0	0	2	1	0	1	4	1	2	1	6	3	13	10	
	F	0	0	0	0	0	0	0	0	0	1	3	1	4	2	
Vagrancy	M	0	0	0	0	0	0	0	0	0	0	0	1	0	0	
	F	0	0	0	0	0	0	0	0	0	0	0	0	0	0	
All Other Offenses (except Traffic)	M	0	3	8	9	11	22	53	10	11	20	29	19	16	24	
	F	0	0	1	3	11	16	31	4	6	2	6	2	2	1	
Suspicion	M	0	0	0	0	0	0	0	0	0	0	0	0	0	0	
	F	0	0	0	0	0	0	0	0	0	0	0	0	0	0	
Curfew and Loitering Law Violations	M	0	0	1	3	9	6	19	0	0	0	0	0	0	0	
	F	0	0	0	3	4	0	7	0	0	0	0	0	0	0	
Runaway	M	0	0	0	0	1	0	1	0	0	0	0	0	0	0	
	F	0	0	0	0	0	3	3	0	0	0	0	0	0	0	
GRAND TOTAL		1	10	38	58	63	116	286	115	118	111	97	82	79	82	

# Statewide Arrests by Offense and Age

Douglas Co SO

OFFENSE	over											Total >18	Grand Total
	SEX	25-29	30-34	35-39	40-44	45-49	50-54	55-59	60-64	64			
Murder	M	0	0	0	0	0	0	0	0	1	1	1	
	F	1	0	0	0	0	0	0	0	0	1	1	
Manslaughter by Negligence	M	0	0	0	0	0	0	0	0	0	0	0	
	F	0	0	0	0	0	0	0	0	0	0	0	
Forcible Rape	M	0	0	0	0	0	0	0	0	0	0	0	
	F	0	0	0	0	0	0	0	0	0	0	0	
Robbery	M	3	1	0	0	0	0	0	0	0	7	10	
	F	0	0	0	0	0	0	0	0	0	0	0	
Aggravated Assault	M	2	2	3	2	1	0	1	0	0	12	13	
	F	0	0	0	0	0	0	0	0	0	1	1	
Other Assaults	M	44	36	12	22	11	14	9	4	7	206	221	
	F	17	11	10	9	7	6	1	2	2	93	103	
Burglary	M	4	5	1	5	3	1	0	0	0	28	33	
	F	1	2	0	1	2	1	0	0	0	10	10	
Larceny--Theft	M	10	4	5	6	2	4	2	0	0	63	77	
	F	4	11	0	1	1	3	4	0	2	46	55	
Motor Vehicle Theft	M	0	0	1	0	0	0	0	0	0	1	2	
	F	0	0	0	0	0	0	0	0	0	0	0	
Arson	M	0	0	0	0	0	0	0	0	0	0	0	
	F	0	0	0	0	0	0	0	0	0	0	0	
Forgery & Counterfeiting	M	0	1	0	0	0	0	0	0	0	2	2	
	F	0	0	0	2	0	0	0	0	0	2	2	
Fraud	M	1	1	1	1	0	1	0	1	0	10	10	
	F	2	2	2	0	0	2	0	0	0	9	9	
Embezzlement	M	0	1	0	0	0	0	0	0	0	2	2	
	F	1	0	1	0	0	0	0	0	0	3	4	
Stolen Property-Buy, Possess, Receive	M	3	1	0	2	0	1	0	0	0	12	14	
	F	0	1	0	1	0	0	0	0	0	3	4	
Vandalism	M	4	5	3	1	1	1	0	0	0	24	30	
	F	2	1	0	1	0	0	0	0	0	4	7	
Weapons-carrying, possession, etc.	M	1	2	0	1	0	1	1	0	0	7	8	
	F	0	0	0	0	0	0	0	0	0	0	0	
Prostitution & Commercialized Vice	M	0	0	0	0	0	0	0	0	0	0	0	
	F	0	0	0	0	0	0	0	0	0	0	0	
Other Sex Offenses	M	2	1	0	0	0	1	0	0	1	10	10	
	F	0	1	0	0	0	0	0	0	0	1	1	
Drug Abuse Violations	M	57	36	11	9	4	6	3	2	2	228	245	
	F	9	3	6	5	2	1	3	0	1	39	47	
Gambling	M	0	0	0	0	0	0	0	0	0	0	0	
	F	0	0	0	0	0	0	0	0	0	0	0	
Offenses Against Family & Children	M	1	3	2	1	1	2	0	0	0	10	10	
	F	3	0	3	3	1	0	0	0	0	11	11	
Driving Under the Influence	M	20	21	7	14	13	14	5	5	7	135	135	
	F	5	5	10	3	5	12	5	0	0	58	58	
Liquor Laws	M	6	3	5	0	0	1	0	0	0	135	175	
	F	1	1	2	0	0	0	1	0	0	42	73	
Drunkenness	M	2	1	2	0	1	0	0	0	1	12	12	
	F	0	1	0	0	0	0	0	0	0	2	2	
Disorderly Conduct	M	36	15	16	5	2	8	2	3	4	127	131	
	F	5	2	2	1	1	3	0	0	1	26	26	
Vagrancy	M	1	1	0	0	0	0	0	0	1	4	4	
	F	0	0	0	0	0	0	0	0	0	0	0	
All Other Offenses (except Traffic)	M	74	61	24	27	26	17	7	8	10	383	436	
	F	16	20	22	8	13	4	6	1	1	114	145	
Suspicion	M	0	0	0	0	0	0	0	0	0	0	0	
	F	0	0	0	0	0	0	0	0	0	0	0	
Curfew and Loitering Law Violations	M	0	0	0	0	0	0	0	0	0	0	19	
	F	0	0	0	0	0	0	0	0	0	0	7	
Runaway	M	0	0	0	0	0	0	0	0	0	0	1	
	F	0	0	0	0	0	0	0	0	0	0	3	
GRAND TOTAL		338	262	151	131	97	104	50	26	41	1,884	2,170	

# Statewide Arrests by Offense and Age

Elko Co SO

OFFENSE	9 & Under															
	SEX	Under	10-12	13-14	15	16	17	Total <18	18	19	20	21	22	23	24	
Murder	M	0	0	0	0	0	0	0	0	0	0	0	0	0	0	
	F	0	0	0	0	0	0	0	0	0	0	0	0	0	0	
Manslaughter by Negligence	M	0	0	0	0	0	0	0	0	0	0	0	0	0	0	
	F	0	0	0	0	0	0	0	0	0	0	0	0	0	0	
Forcible Rape	M	0	0	0	0	0	0	0	0	0	0	0	0	0	0	
	F	0	0	0	0	0	0	0	0	0	0	0	0	0	0	
Robbery	M	0	0	0	0	0	0	0	0	0	0	0	0	0	0	
	F	0	0	0	0	0	0	0	0	0	0	0	0	0	0	
Aggravated Assault	M	0	0	0	0	0	0	0	0	0	0	0	1	0	0	
	F	0	0	0	0	0	0	0	0	0	0	0	0	0	0	
Other Assaults	M	0	0	0	0	0	1	1	0	0	0	1	1	1	1	
	F	0	0	0	0	0	0	0	1	0	0	0	0	0	0	
Burglary	M	0	0	0	0	0	0	0	0	1	1	0	0	0	0	
	F	0	0	0	0	0	0	0	0	0	0	0	0	0	0	
Larceny--Theft	M	0	0	0	0	1	0	1	0	0	0	0	0	0	1	
	F	0	0	0	0	0	0	0	0	0	0	0	0	0	0	
Motor Vehicle Theft	M	0	0	0	0	0	0	0	0	0	0	0	0	0	0	
	F	0	0	0	0	0	0	0	0	0	0	0	0	0	0	
Arson	M	0	0	0	0	0	0	0	0	0	0	0	0	0	0	
	F	0	0	0	0	0	0	0	0	0	0	0	0	0	0	
Forgery & Counterfeiting	M	0	0	0	0	0	0	0	0	0	0	0	0	0	1	
	F	0	0	0	0	0	0	0	0	0	0	0	0	0	0	
Fraud	M	0	0	1	0	0	0	1	0	0	0	0	0	0	0	
	F	0	0	0	0	0	0	0	0	0	0	0	0	0	0	
Embezzlement	M	0	0	0	0	0	0	0	0	0	0	0	0	0	0	
	F	0	0	0	0	0	0	0	0	0	0	0	0	0	0	
Stolen Property-Buy, Possess, Receive	M	0	0	0	0	0	0	0	0	0	0	0	0	0	0	
	F	0	0	0	0	0	0	0	0	0	0	0	0	0	0	
Vandalism	M	0	0	0	0	0	0	0	1	0	0	0	0	0	0	
	F	0	0	0	0	0	0	0	0	0	0	0	0	0	0	
Weapons-carrying, possession, etc.	M	0	0	0	0	0	0	0	0	0	0	0	0	0	0	
	F	0	0	0	0	0	0	0	0	0	0	0	0	0	0	
Prostitution & Commercialized Vice	M	0	0	0	0	0	0	0	0	0	0	0	0	0	0	
	F	0	0	0	0	0	0	0	0	0	0	0	0	0	0	
Other Sex Offenses	M	0	0	0	0	0	0	0	0	0	0	0	0	0	0	
	F	0	0	0	0	0	0	0	0	0	0	0	0	0	0	
Drug Abuse Violations	M	0	0	1	1	2	0	4	1	0	0	3	2	2	1	
	F	0	0	0	0	0	0	0	0	0	0	1	0	0	0	
Gambling	M	0	0	0	0	0	0	0	0	0	0	0	0	0	0	
	F	0	0	0	0	0	0	0	0	0	0	0	0	0	0	
Offenses Against Family & Children	M	0	0	0	0	0	0	0	0	0	0	0	0	0	0	
	F	0	0	0	0	0	0	0	1	0	0	0	0	0	0	
Driving Under the Influence	M	0	0	0	0	0	0	0	0	1	0	1	3	3	4	
	F	0	0	0	0	0	0	0	0	1	0	0	0	1	1	
Liquor Laws	M	0	0	0	1	0	0	1	2	0	3	0	0	0	0	
	F	0	0	0	0	1	0	1	0	1	0	0	0	0	0	
Drunkenness	M	0	0	0	0	0	0	0	0	0	0	0	0	0	0	
	F	0	0	0	0	0	0	0	0	0	0	0	0	1	0	
Disorderly Conduct	M	0	0	0	0	0	0	0	0	1	0	1	2	0	1	
	F	0	0	0	0	0	0	0	0	0	0	0	0	1	0	
Vagrancy	M	0	0	0	0	0	0	0	0	0	0	0	0	0	0	
	F	0	0	0	0	0	0	0	0	0	0	0	0	0	0	
All Other Offenses (except Traffic)	M	0	0	0	0	0	0	0	1	4	2	1	2	2	5	
	F	0	0	0	0	0	0	0	0	0	0	0	0	1	1	
Suspicion	M	0	0	0	0	0	0	0	0	0	0	0	0	0	0	
	F	0	0	0	0	0	0	0	0	0	0	0	0	0	0	
Curfew and Loitering Law Violations	M	0	0	0	1	2	0	3	0	0	0	0	0	0	0	
	F	0	0	0	0	0	0	0	0	0	0	0	0	0	0	
Runaway	M	0	0	1	0	0	0	1	0	0	0	0	0	0	0	
	F	0	0	0	0	1	0	1	0	0	0	0	0	0	0	
GRAND TOTAL		0	0	3	3	7	1	14	7	9	6	8	11	12	16	

# Statewide Arrests by Offense and Age

Elko Co SO

OFFENSE	over										Total >18	Grand Total
	SEX	25-29	30-34	35-39	40-44	45-49	50-54	55-59	60-64	64		
Murder	M	0	0	0	0	0	0	0	0	0	0	0
	F	0	0	0	0	0	0	0	0	0	0	0
Manslaughter by Negligence	M	0	0	0	0	0	0	0	0	0	0	0
	F	0	0	0	0	0	0	0	0	0	0	0
Forcible Rape	M	0	1	0	0	0	0	0	0	0	1	1
	F	0	0	0	0	0	0	0	0	0	0	0
Robbery	M	0	0	1	0	0	0	0	0	0	1	1
	F	0	1	0	0	0	0	0	0	0	1	1
Aggravated Assault	M	2	0	1	0	0	0	0	0	0	4	4
	F	0	0	0	0	0	0	0	0	0	0	0
Other Assaults	M	6	4	5	4	2	0	1	0	0	26	27
	F	1	0	3	0	1	1	0	0	0	7	7
Burglary	M	2	0	0	0	0	0	0	0	0	4	4
	F	3	0	0	0	1	0	0	0	0	4	4
Larceny--Theft	M	0	1	0	1	1	0	0	0	0	4	5
	F	0	0	0	0	0	1	0	0	0	1	1
Motor Vehicle Theft	M	0	1	0	0	0	0	0	0	0	1	1
	F	0	0	0	0	0	0	0	0	0	0	0
Arson	M	0	0	0	0	0	0	0	0	0	0	0
	F	0	0	0	0	0	0	0	0	0	0	0
Forgery & Counterfeiting	M	0	0	0	0	0	0	0	0	0	1	1
	F	0	0	0	0	1	0	0	0	0	1	1
Fraud	M	0	0	0	1	1	1	0	0	0	3	4
	F	0	0	1	0	1	1	0	0	0	3	3
Embezzlement	M	0	0	0	0	0	0	0	0	0	0	0
	F	0	0	0	0	0	0	0	0	0	0	0
Stolen Property-Buy, Possess, Receive	M	0	1	0	1	0	0	0	0	0	2	2
	F	0	0	0	0	0	0	0	0	0	0	0
Vandalism	M	1	0	0	0	1	0	0	0	0	3	3
	F	0	0	0	0	0	0	0	0	0	0	0
Weapons-carrying, possession, etc.	M	0	2	1	0	0	0	2	1	0	6	6
	F	0	0	0	0	0	0	0	0	0	0	0
Prostitution & Commercialized Vice	M	0	0	0	0	0	0	0	0	0	0	0
	F	0	0	0	0	0	0	0	0	0	0	0
Other Sex Offenses	M	0	0	0	0	0	0	0	0	0	0	0
	F	0	0	0	0	0	0	0	0	0	0	0
Drug Abuse Violations	M	6	2	3	3	0	0	0	1	0	24	28
	F	0	1	0	0	1	0	1	0	0	4	4
Gambling	M	0	0	0	0	0	0	0	0	0	0	0
	F	0	0	0	0	0	0	0	0	0	0	0
Offenses Against Family & Children	M	0	0	0	0	0	0	0	0	0	0	0
	F	0	2	0	0	0	0	0	0	0	3	3
Driving Under the Influence	M	4	6	8	2	4	5	5	0	1	47	47
	F	2	1	0	2	2	1	3	0	0	14	14
Liquor Laws	M	0	0	0	0	0	0	0	0	0	5	6
	F	0	0	0	0	0	0	0	0	0	1	2
Drunkenness	M	0	0	0	1	0	0	0	0	0	1	1
	F	0	0	0	0	0	0	0	0	0	1	1
Disorderly Conduct	M	1	1	1	1	0	0	0	0	0	9	9
	F	0	0	1	0	0	0	0	1	0	3	3
Vagrancy	M	0	0	0	0	0	0	0	0	0	0	0
	F	0	0	0	0	1	0	0	0	0	1	1
All Other Offenses (except Traffic)	M	11	15	3	6	4	4	3	0	1	64	64
	F	5	4	1	4	2	0	1	0	0	19	19
Suspicion	M	0	0	0	0	0	0	0	0	0	0	0
	F	0	0	0	0	0	0	0	0	0	0	0
Curfew and Loitering Law Violations	M	0	0	0	0	0	0	0	0	0	0	3
	F	0	0	0	0	0	0	0	0	0	0	0
Runaway	M	0	0	0	0	0	0	0	0	0	0	1
	F	0	0	0	0	0	0	0	0	0	0	1
GRAND TOTAL		44	43	29	27	22	14	16	3	2	269	283



# Statewide Arrests by Offense and Age

Elko PD

OFFENSE	SEX	9 &														
		Under	10-12	13-14	15	16	17	Total <18	18	19	20	21	22	23	24	
Murder	M	0	0	0	0	0	0	0	0	0	0	0	0	0	0	
	F	0	0	0	0	0	0	0	0	0	0	0	0	0	0	
Manslaughter by Negligence	M	0	0	0	0	0	0	0	0	0	0	0	0	0	0	
	F	0	0	0	0	0	0	0	0	0	0	0	0	0	0	
Forcible Rape	M	0	0	0	0	0	0	0	0	0	0	0	0	0	0	
	F	0	0	0	0	0	0	0	0	0	0	0	0	0	0	
Robbery	M	0	0	0	0	0	0	0	0	0	0	0	0	1	0	
	F	0	0	0	0	0	0	0	0	0	0	0	0	0	1	
Aggravated Assault	M	0	0	0	0	1	0	1	0	0	1	0	0	0	0	
	F	0	0	0	0	0	0	0	0	0	0	0	0	0	1	
Other Assaults	M	0	0	4	4	0	1	9	1	1	0	5	3	2	2	
	F	0	1	3	0	1	0	5	1	2	2	2	1	1	0	
Burglary	M	0	0	1	1	0	0	2	2	0	1	0	4	1	0	
	F	0	0	0	0	0	0	0	0	0	0	1	1	0	0	
Larceny--Theft	M	0	0	1	0	0	0	1	5	1	1	3	2	1	2	
	F	0	0	0	0	4	0	4	0	2	1	2	1	2	0	
Motor Vehicle Theft	M	0	0	1	0	0	0	1	0	0	0	0	0	0	1	
	F	0	0	0	0	0	0	0	0	0	0	0	1	0	0	
Arson	M	0	0	0	0	0	0	0	0	0	0	0	0	0	0	
	F	0	0	0	0	0	0	0	0	0	0	0	0	0	0	
Forgery & Counterfeiting	M	0	0	0	0	0	0	0	0	1	0	0	0	0	1	
	F	0	0	0	0	0	0	0	0	0	1	0	0	0	0	
Fraud	M	0	0	0	0	0	0	0	0	0	0	0	0	0	2	
	F	0	0	0	0	0	0	0	0	0	0	0	0	0	0	
Embezzlement	M	0	0	0	0	0	0	0	0	0	0	0	0	0	0	
	F	0	0	0	0	0	0	0	0	0	0	0	0	0	0	
Stolen Property-Buy, Possess, Receive	M	0	0	0	0	1	1	2	0	0	1	0	3	1	0	
	F	0	0	0	0	0	0	0	0	0	1	0	0	0	0	
Vandalism	M	0	0	0	1	0	0	1	2	0	0	1	0	0	1	
	F	0	0	0	0	0	0	0	0	0	0	0	0	1	1	
Weapons-carrying, possession, etc.	M	0	0	0	0	0	0	0	1	1	1	0	0	0	0	
	F	0	0	0	0	0	0	0	0	0	0	0	0	0	0	
Prostitution & Commercialized Vice	M	0	0	0	0	0	0	0	0	0	0	0	0	0	0	
	F	0	0	0	0	0	0	0	0	0	0	0	0	0	0	
Other Sex Offenses	M	0	0	0	0	0	0	0	0	0	1	0	0	0	0	
	F	0	0	0	0	0	0	0	0	0	0	0	0	0	0	
Drug Abuse Violations	M	0	0	0	1	0	2	3	1	2	0	1	4	0	1	
	F	0	0	0	0	0	0	0	1	2	2	2	0	1	2	
Gambling	M	0	0	0	0	0	0	0	0	1	0	0	0	0	0	
	F	0	0	0	0	0	0	0	0	0	0	0	0	0	0	
Offenses Against Family & Children	M	0	0	1	0	1	4	6	0	0	0	1	0	0	0	
	F	0	0	0	2	1	1	4	0	0	0	0	0	0	0	
Driving Under the Influence	M	0	0	0	0	0	0	0	0	1	4	3	5	4	6	
	F	0	0	0	0	0	0	0	0	2	0	0	0	0	1	
Liquor Laws	M	0	1	1	0	6	8	16	7	18	9	0	0	0	0	
	F	0	0	0	2	0	4	6	2	2	1	0	0	0	0	
Drunkenness	M	0	0	0	0	0	0	0	0	0	0	1	0	2	0	
	F	0	0	0	0	0	0	0	0	0	0	0	0	0	0	
Disorderly Conduct	M	0	0	0	1	0	0	1	1	0	0	0	2	3	4	
	F	0	0	0	0	0	0	0	0	0	0	0	1	0	0	
Vagrancy	M	0	0	0	0	0	0	0	0	0	0	0	0	0	0	
	F	0	0	0	0	0	0	0	0	0	0	0	0	0	0	
All Other Offenses (except Traffic)	M	0	0	0	1	1	5	7	6	11	10	7	14	11	9	
	F	0	0	1	1	0	2	4	3	3	5	2	1	0	5	
Suspicion	M	0	0	0	0	0	0	0	0	0	0	0	0	0	0	
	F	0	0	0	0	0	0	0	0	0	0	0	0	0	0	
Curfew and Loitering Law Violations	M	0	0	0	0	0	0	0	0	0	0	0	0	0	0	
	F	0	0	0	0	0	0	0	0	0	0	0	0	0	0	
Runaway	M	0	1	2	2	6	5	16	0	0	0	0	0	0	0	
	F	0	1	2	4	7	1	15	0	0	0	0	0	0	0	
GRAND TOTAL		0	4	17	20	29	34	104	33	50	42	31	43	31	40	

# Statewide Arrests by Offense and Age

Elko PD

OFFENSE	over											Total >18	Grand Total
	SEX	25-29	30-34	35-39	40-44	45-49	50-54	55-59	60-64	64			
Murder	M	3	0	0	0	0	0	0	0	0	3	3	
	F	0	0	0	0	0	0	0	0	0	0	0	
Manslaughter by Negligence	M	0	0	0	0	0	0	0	0	0	0	0	
	F	0	0	0	0	0	0	0	0	0	0	0	
Forcible Rape	M	0	0	0	0	1	0	0	0	0	1	1	
	F	0	0	0	0	0	0	0	0	0	0	0	
Robbery	M	2	0	0	0	0	0	0	0	0	3	3	
	F	0	1	0	0	0	0	0	0	0	2	2	
Aggravated Assault	M	5	2	2	0	1	0	0	0	0	11	12	
	F	1	0	0	0	0	0	0	0	0	2	2	
Other Assaults	M	18	10	9	8	2	4	1	0	0	66	75	
	F	2	2	5	2	6	2	0	0	0	28	33	
Burglary	M	7	4	1	1	1	2	0	0	0	24	26	
	F	0	0	1	0	1	0	0	0	0	4	4	
Larceny--Theft	M	5	3	1	3	1	2	0	0	0	30	31	
	F	3	2	3	0	0	0	0	0	0	16	20	
Motor Vehicle Theft	M	0	0	0	0	0	0	0	0	0	1	2	
	F	0	1	1	0	0	0	0	0	0	3	3	
Arson	M	0	0	0	0	0	0	0	0	0	0	0	
	F	0	0	0	0	0	0	0	0	0	0	0	
Forgery & Counterfeiting	M	2	0	0	1	0	0	0	0	0	5	5	
	F	0	1	0	1	1	0	0	0	0	4	4	
Fraud	M	2	2	2	6	2	0	0	0	0	16	16	
	F	1	1	1	2	2	0	0	0	0	7	7	
Embezzlement	M	0	0	0	0	0	0	0	0	0	0	0	
	F	0	0	0	0	0	0	1	0	0	1	1	
Stolen Property-Buy, Possess, Receive	M	9	4	3	5	3	0	0	0	1	30	32	
	F	0	1	1	2	0	0	0	0	0	5	5	
Vandalism	M	2	2	0	3	0	0	0	0	0	11	12	
	F	1	0	0	0	0	0	0	0	0	3	3	
Weapons-carrying, possession, etc.	M	2	3	0	1	1	0	0	2	0	12	12	
	F	0	0	0	0	0	0	0	0	0	0	0	
Prostitution & Commercialized Vice	M	0	0	0	0	0	0	0	0	0	0	0	
	F	0	0	0	0	0	0	0	0	0	0	0	
Other Sex Offenses	M	0	1	0	0	0	0	0	0	0	2	2	
	F	0	0	0	0	0	0	0	0	0	0	0	
Drug Abuse Violations	M	8	4	0	3	1	3	0	0	0	28	31	
	F	2	2	1	0	1	2	0	0	0	18	18	
Gambling	M	0	0	0	0	0	0	0	0	0	1	1	
	F	0	0	0	0	0	0	0	0	0	0	0	
Offenses Against Family & Children	M	0	0	0	0	0	0	0	0	0	1	7	
	F	2	1	1	0	0	0	0	0	0	4	8	
Driving Under the Influence	M	23	15	13	10	5	3	5	1	2	100	100	
	F	9	1	1	4	2	2	0	3	0	25	25	
Liquor Laws	M	1	0	0	0	0	0	0	0	0	35	51	
	F	0	0	0	1	0	0	0	0	0	6	12	
Drunkenness	M	0	2	0	1	0	0	0	0	0	6	6	
	F	0	0	0	1	0	1	0	0	0	2	2	
Disorderly Conduct	M	4	4	4	3	3	4	1	1	1	35	36	
	F	2	1	2	0	1	2	1	0	0	10	10	
Vagrancy	M	0	0	0	0	0	0	0	0	0	0	0	
	F	0	0	0	0	0	0	0	0	0	0	0	
All Other Offenses (except Traffic)	M	50	30	24	22	24	16	5	2	1	242	249	
	F	13	14	11	4	7	4	2	0	0	74	78	
Suspicion	M	0	0	0	0	0	0	0	0	0	0	0	
	F	0	0	0	0	0	0	0	0	0	0	0	
Curfew and Loitering Law Violations	M	0	0	0	0	0	0	0	0	0	0	0	
	F	0	0	0	0	0	0	0	0	0	0	0	
Runaway	M	0	0	0	0	0	0	0	0	0	0	16	
	F	0	0	0	0	0	0	0	0	0	0	15	
GRAND TOTAL		179	114	87	84	66	47	16	9	5	877	981	

# Statewide Arrests by Offense and Age

Esmeralda Co SO

OFFENSE	9 & Under															
	SEX	Under	10-12	13-14	15	16	17	Total <18	18	19	20	21	22	23	24	
Murder	M	0	0	0	0	0	0	0	0	0	0	0	0	0	0	
	F	0	0	0	0	0	0	0	0	0	0	0	0	0	0	
Manslaughter by Negligence	M	0	0	0	0	0	0	0	0	0	0	0	0	0	0	
	F	0	0	0	0	0	0	0	0	0	0	0	0	0	0	
Forcible Rape	M	0	0	0	0	0	0	0	0	0	0	0	0	0	0	
	F	0	0	0	0	0	0	0	0	0	0	0	0	0	0	
Robbery	M	0	0	0	0	0	0	0	0	0	0	0	0	0	0	
	F	0	0	0	0	0	0	0	0	0	0	0	0	0	0	
Aggravated Assault	M	0	0	0	0	0	0	0	0	1	0	0	0	0	0	
	F	0	0	0	0	0	0	0	0	0	0	0	0	0	0	
Other Assaults	M	0	0	0	0	0	0	0	0	0	0	0	0	0	0	
	F	0	0	0	0	0	0	0	0	0	0	0	0	0	0	
Burglary	M	0	0	0	0	0	0	0	0	0	0	0	0	0	0	
	F	0	0	0	0	0	0	0	0	0	0	0	0	0	0	
Larceny--Theft	M	0	0	0	0	0	0	0	0	0	0	0	0	0	0	
	F	0	0	0	0	0	0	0	0	0	0	0	0	0	0	
Motor Vehicle Theft	M	0	0	0	0	0	0	0	0	0	0	0	0	0	0	
	F	0	0	0	0	0	0	0	0	0	0	0	0	0	0	
Arson	M	0	0	0	0	0	0	0	0	0	0	0	0	0	0	
	F	0	0	0	0	0	0	0	0	0	0	0	0	0	0	
Forgery & Counterfeiting	M	0	0	0	0	0	0	0	0	0	0	0	0	0	0	
	F	0	0	0	0	0	0	0	0	0	0	0	0	0	0	
Fraud	M	0	0	0	0	0	0	0	0	0	0	0	0	0	0	
	F	0	0	0	0	0	0	0	0	0	0	0	0	1	0	
Embezzlement	M	0	0	0	0	0	0	0	0	0	0	0	0	0	0	
	F	0	0	0	0	0	0	0	0	0	0	0	0	0	0	
Stolen Property-Buy, Possess, Receive	M	0	0	0	0	0	0	0	0	1	0	0	1	0	0	
	F	0	0	0	0	0	0	0	0	0	0	0	0	0	0	
Vandalism	M	0	0	0	0	0	0	0	0	0	0	0	0	0	0	
	F	0	0	0	0	0	0	0	0	0	0	0	0	0	0	
Weapons-carrying, possession, etc.	M	0	0	0	0	0	0	0	0	0	0	0	0	1	0	
	F	0	0	0	0	0	0	0	0	0	0	0	0	0	0	
Prostitution & Commercialized Vice	M	0	0	0	0	0	0	0	0	0	0	0	0	0	0	
	F	0	0	0	0	0	0	0	0	0	0	0	0	0	0	
Other Sex Offenses	M	0	0	0	0	0	0	0	0	0	0	0	0	0	0	
	F	0	0	0	0	0	0	0	0	0	0	0	0	0	0	
Drug Abuse Violations	M	0	0	0	0	0	0	0	0	1	0	0	1	4	3	
	F	0	0	0	0	0	0	0	0	0	0	0	0	0	0	
Gambling	M	0	0	0	0	0	0	0	0	0	0	0	0	0	0	
	F	0	0	0	0	0	0	0	0	0	0	0	0	0	0	
Offenses Against Family & Children	M	0	0	0	0	0	0	0	0	0	0	0	0	0	0	
	F	0	0	0	0	0	0	0	0	0	0	0	0	0	0	
Driving Under the Influence	M	0	0	0	0	0	0	0	0	0	0	0	0	0	0	
	F	0	0	0	0	0	0	0	0	0	0	0	0	0	0	
Liquor Laws	M	0	0	0	0	0	0	0	0	0	0	0	0	0	0	
	F	0	0	0	0	0	0	0	0	0	0	0	0	0	0	
Drunkenness	M	0	0	0	0	0	0	0	0	0	0	0	0	0	0	
	F	0	0	0	0	0	0	0	0	0	0	0	0	0	0	
Disorderly Conduct	M	0	0	0	0	0	0	0	0	0	0	0	0	0	0	
	F	0	0	0	0	0	0	0	0	0	0	0	0	0	0	
Vagrancy	M	0	0	0	0	0	0	0	0	0	0	0	0	0	0	
	F	0	0	0	0	0	0	0	0	0	0	0	0	0	0	
All Other Offenses (except Traffic)	M	0	0	0	0	0	0	0	1	0	0	0	1	1	1	
	F	0	0	0	0	0	0	0	0	0	0	0	0	0	1	
Suspicion	M	0	0	0	0	0	0	0	0	0	0	0	0	0	0	
	F	0	0	0	0	0	0	0	0	0	0	0	0	0	0	
Curfew and Loitering Law Violations	M	0	0	0	0	0	0	0	0	0	0	0	0	0	0	
	F	0	0	0	0	0	0	0	0	0	0	0	0	0	0	
Runaway	M	0	0	0	0	0	0	0	0	0	0	0	0	0	0	
	F	0	0	0	0	0	0	0	0	0	0	0	0	0	0	
GRAND TOTAL		0	0	0	0	0	0	0	1	3	0	0	3	7	5	

# Statewide Arrests by Offense and Age

Esmeralda Co SO

OFFENSE	over											Total >18	Grand Total
	SEX	25-29	30-34	35-39	40-44	45-49	50-54	55-59	60-64	64			
Murder	M	0	1	0	1	0	0	0	0	0	2	2	
	F	0	0	0	0	0	0	0	0	0	0	0	
Manslaughter by Negligence	M	0	0	0	0	0	0	0	0	0	0	0	
	F	0	0	0	0	0	0	0	0	0	0	0	
Forcible Rape	M	0	0	0	0	0	0	0	0	0	0	0	
	F	0	0	0	0	0	0	0	0	0	0	0	
Robbery	M	0	0	0	0	0	0	0	0	0	0	0	
	F	0	0	0	0	0	0	0	0	0	0	0	
Aggravated Assault	M	1	0	1	0	0	0	0	0	0	3	3	
	F	1	0	0	0	0	0	0	0	0	1	1	
Other Assaults	M	0	1	0	0	0	0	0	0	0	1	1	
	F	0	0	0	0	0	0	0	0	0	0	0	
Burglary	M	0	0	0	0	0	0	0	0	0	0	0	
	F	0	0	0	0	0	0	0	0	0	0	0	
Larceny--Theft	M	0	0	0	0	0	0	0	0	0	0	0	
	F	0	0	0	0	0	0	0	0	0	0	0	
Motor Vehicle Theft	M	0	0	0	1	1	0	0	0	0	2	2	
	F	0	0	0	0	0	0	0	0	0	0	0	
Arson	M	0	0	0	0	0	0	0	0	0	0	0	
	F	0	0	0	0	0	0	0	0	0	0	0	
Forgery & Counterfeiting	M	0	0	0	0	0	0	0	0	0	0	0	
	F	0	0	0	0	0	0	0	0	0	0	0	
Fraud	M	2	0	0	0	0	0	0	0	0	2	2	
	F	0	0	0	0	0	0	0	0	0	1	1	
Embezzlement	M	0	0	0	0	0	0	0	0	0	0	0	
	F	0	0	0	0	0	0	0	0	0	0	0	
Stolen Property-Buy, Possess, Receive	M	0	0	0	0	0	0	0	0	0	2	2	
	F	0	0	0	0	0	0	0	0	0	0	0	
Vandalism	M	0	0	1	0	0	0	0	0	0	1	1	
	F	0	0	0	0	0	0	0	0	0	0	0	
Weapons-carrying, possession, etc.	M	3	2	1	0	0	0	1	1	0	9	9	
	F	0	1	2	0	0	0	0	0	0	3	3	
Prostitution & Commercialized Vice	M	0	0	0	0	1	0	0	0	0	1	1	
	F	0	0	0	0	0	0	0	0	0	0	0	
Other Sex Offenses	M	0	0	0	0	0	0	0	0	0	0	0	
	F	0	0	0	0	0	0	0	0	0	0	0	
Drug Abuse Violations	M	8	3	4	5	6	0	1	2	0	38	38	
	F	3	1	0	1	2	1	0	0	0	8	8	
Gambling	M	0	0	0	0	0	0	0	0	0	0	0	
	F	0	0	0	0	0	0	0	0	0	0	0	
Offenses Against Family & Children	M	0	0	0	0	0	0	0	0	0	0	0	
	F	0	1	0	0	0	0	0	0	0	1	1	
Driving Under the Influence	M	0	0	0	1	0	2	0	2	0	5	5	
	F	0	0	0	0	0	0	1	0	1	2	2	
Liquor Laws	M	0	0	0	0	0	0	1	0	0	1	1	
	F	0	0	0	0	0	0	0	0	0	0	0	
Drunkenness	M	0	0	0	0	0	0	0	0	0	0	0	
	F	0	0	0	0	0	0	0	0	0	0	0	
Disorderly Conduct	M	0	0	0	0	0	0	0	0	0	0	0	
	F	0	0	0	0	0	0	0	0	0	0	0	
Vagrancy	M	0	0	0	0	0	0	0	0	0	0	0	
	F	0	0	0	0	0	0	0	0	0	0	0	
All Other Offenses (except Traffic)	M	5	5	8	4	0	7	0	0	0	33	33	
	F	2	1	0	0	0	0	1	0	2	7	7	
Suspicion	M	0	0	0	0	0	0	0	0	0	0	0	
	F	0	0	0	0	0	0	0	0	0	0	0	
Curfew and Loitering Law Violations	M	0	0	0	0	0	0	0	0	0	0	0	
	F	0	0	0	0	0	0	0	0	0	0	0	
Runaway	M	0	0	0	0	0	0	0	0	0	0	0	
	F	0	0	0	0	0	0	0	0	0	0	0	
GRAND TOTAL		25	16	17	13	10	10	5	5	3	123	123	

# Statewide Arrests by Offense and Age

Eureka Co SO

OFFENSE	9 & Under															
	SEX	Under	10-12	13-14	15	16	17	Total <18	18	19	20	21	22	23	24	
Murder	M	0	0	0	0	0	0	0	0	0	0	0	0	0	0	
	F	0	0	0	0	0	0	0	0	0	0	0	0	0	0	
Manslaughter by Negligence	M	0	0	0	0	0	0	0	0	0	0	0	0	0	0	
	F	0	0	0	0	0	0	0	0	0	0	0	0	0	0	
Forcible Rape	M	0	0	0	0	0	0	0	0	0	0	0	0	0	0	
	F	0	0	0	0	0	0	0	0	0	0	0	0	0	0	
Robbery	M	0	0	0	0	0	0	0	0	0	0	0	0	0	0	
	F	0	0	0	0	0	0	0	0	0	0	0	0	0	0	
Aggravated Assault	M	0	0	0	0	0	0	0	0	0	0	0	0	0	0	
	F	0	0	0	0	0	0	0	0	0	0	0	0	0	0	
Other Assaults	M	0	0	0	0	0	0	0	0	0	0	0	0	0	0	
	F	0	0	0	0	0	0	0	0	0	0	0	0	0	0	
Burglary	M	0	0	0	0	0	1	1	1	0	0	0	0	0	0	
	F	0	0	0	0	0	0	0	0	0	0	0	0	0	0	
Larceny--Theft	M	0	0	0	0	0	0	0	0	0	0	0	0	0	0	
	F	0	0	2	0	0	0	2	0	1	0	0	0	0	0	
Motor Vehicle Theft	M	0	0	0	0	0	0	0	0	0	0	0	0	0	0	
	F	0	0	0	0	0	0	0	0	0	0	0	0	0	0	
Arson	M	0	0	0	0	0	0	0	0	0	0	0	0	0	0	
	F	0	0	0	0	0	0	0	0	0	0	0	0	0	0	
Forgery & Counterfeiting	M	0	0	0	0	0	0	0	0	0	0	0	0	0	0	
	F	0	0	0	0	0	0	0	0	0	0	0	0	0	0	
Fraud	M	0	0	0	0	0	0	0	0	0	0	0	0	0	0	
	F	0	0	0	0	0	0	0	0	0	0	0	0	0	0	
Embezzlement	M	0	0	0	0	0	0	0	0	0	0	0	0	0	0	
	F	0	0	0	0	0	0	0	0	0	0	0	0	0	0	
Stolen Property-Buy, Possess, Receive	M	0	0	0	0	0	0	0	0	0	0	0	0	0	0	
	F	0	0	0	0	0	0	0	0	0	0	0	0	0	0	
Vandalism	M	0	0	0	0	0	0	0	0	0	0	0	0	0	0	
	F	0	0	0	0	0	0	0	0	0	0	0	0	0	0	
Weapons-carrying, possession, etc.	M	0	0	0	0	0	0	0	0	0	0	0	0	0	0	
	F	0	0	0	0	0	0	0	0	0	0	0	0	0	0	
Prostitution & Commercialized Vice	M	0	0	0	0	0	0	0	0	0	0	0	0	0	0	
	F	0	0	0	0	0	0	0	0	0	0	0	0	0	0	
Other Sex Offenses	M	0	0	0	0	0	0	0	0	1	0	0	0	0	0	
	F	0	0	0	0	0	0	0	0	0	0	0	0	0	0	
Drug Abuse Violations	M	0	0	0	0	0	0	0	0	0	0	0	0	0	0	
	F	0	0	0	0	0	0	0	0	0	0	0	0	0	0	
Gambling	M	0	0	0	0	0	0	0	0	0	0	0	0	0	0	
	F	0	0	0	0	0	0	0	0	0	0	0	0	0	0	
Offenses Against Family & Children	M	0	0	0	0	0	0	0	0	0	0	0	0	0	0	
	F	0	0	0	0	0	0	0	0	0	0	0	0	0	0	
Driving Under the Influence	M	0	0	0	0	1	0	1	0	0	0	0	0	0	0	
	F	0	0	0	0	0	0	0	0	0	0	0	0	0	0	
Liquor Laws	M	0	0	0	0	0	2	2	1	0	0	0	1	0	0	
	F	0	0	0	0	0	1	1	1	0	0	0	0	0	0	
Drunkenness	M	0	0	0	0	0	0	0	0	0	0	0	0	0	0	
	F	0	0	0	0	0	0	0	0	0	0	0	0	0	0	
Disorderly Conduct	M	0	0	0	0	0	0	0	0	0	0	0	0	0	0	
	F	0	0	0	0	0	0	0	0	0	0	0	0	0	0	
Vagrancy	M	0	0	0	0	0	0	0	0	0	0	0	0	0	0	
	F	0	0	0	0	0	0	0	0	0	0	0	0	0	0	
All Other Offenses (except Traffic)	M	0	0	0	0	0	0	0	0	1	2	0	0	0	0	
	F	0	0	0	0	0	0	0	0	0	0	0	0	0	0	
Suspicion	M	0	0	0	0	0	0	0	0	0	0	0	0	0	0	
	F	0	0	0	0	0	0	0	0	0	0	0	0	0	0	
Curfew and Loitering Law Violations	M	0	0	0	0	0	0	0	0	0	0	0	0	0	0	
	F	0	0	0	0	0	0	0	0	0	0	0	0	0	0	
Runaway	M	0	0	0	0	0	0	0	0	0	0	0	0	0	0	
	F	0	0	0	0	0	0	0	0	0	0	0	0	0	0	
GRAND TOTAL		0	0	2	0	1	4	7	3	3	2	0	1	0	0	

# Statewide Arrests by Offense and Age

Eureka Co SO

OFFENSE	over											Total >18	Grand Total
	SEX	25-29	30-34	35-39	40-44	45-49	50-54	55-59	60-64	64			
Murder	M	0	0	0	0	0	0	0	0	0	0	0	0
	F	0	0	0	0	0	0	0	0	0	0	0	0
Manslaughter by Negligence	M	0	0	0	0	0	0	0	0	0	0	0	0
	F	0	0	0	0	0	0	0	0	0	0	0	0
Forcible Rape	M	0	0	0	0	0	0	0	0	0	0	0	0
	F	0	0	0	0	0	0	0	0	0	0	0	0
Robbery	M	0	0	0	0	0	0	0	0	0	0	0	0
	F	0	0	0	0	0	0	0	0	0	0	0	0
Aggravated Assault	M	0	0	0	0	1	0	0	0	0	1	1	1
	F	0	0	0	0	1	0	1	0	0	2	2	2
Other Assaults	M	0	1	0	0	1	0	0	0	0	2	2	2
	F	0	0	0	0	0	0	0	0	0	0	0	0
Burglary	M	0	0	0	0	0	0	0	0	0	1	2	2
	F	0	0	0	0	0	0	0	0	0	0	0	0
Larceny--Theft	M	0	0	0	0	0	0	0	0	0	0	0	0
	F	0	0	0	0	0	0	1	0	0	2	4	4
Motor Vehicle Theft	M	0	0	0	0	0	0	1	0	0	1	1	1
	F	0	0	0	0	0	0	0	0	0	0	0	0
Arson	M	0	0	0	0	0	0	0	0	0	0	0	0
	F	0	0	0	0	0	0	0	0	0	0	0	0
Forgery & Counterfeiting	M	0	0	0	0	0	0	0	0	0	0	0	0
	F	0	0	0	0	0	0	0	0	0	0	0	0
Fraud	M	0	0	0	0	0	0	0	0	0	0	0	0
	F	0	0	0	0	0	0	0	0	0	0	0	0
Embezzlement	M	0	0	0	0	0	0	0	0	0	0	0	0
	F	0	0	0	0	0	0	0	0	0	0	0	0
Stolen Property-Buy, Possess, Receive	M	0	0	0	0	0	0	0	0	0	0	0	0
	F	0	0	0	0	0	0	0	0	0	0	0	0
Vandalism	M	0	0	0	0	0	0	0	0	0	0	0	0
	F	0	0	0	0	0	0	0	0	0	0	0	0
Weapons-carrying, possession, etc.	M	1	0	0	0	0	0	0	0	0	1	1	1
	F	0	0	0	0	0	0	0	0	0	0	0	0
Prostitution & Commercialized Vice	M	0	0	0	0	0	0	0	0	0	0	0	0
	F	0	0	0	0	0	0	0	0	0	0	0	0
Other Sex Offenses	M	0	0	0	0	0	0	0	0	0	1	1	1
	F	0	0	0	0	0	0	0	0	0	0	0	0
Drug Abuse Violations	M	0	0	0	0	0	0	0	0	0	0	0	0
	F	0	0	0	0	0	0	0	0	0	0	0	0
Gambling	M	0	0	0	0	0	0	0	0	0	0	0	0
	F	0	0	0	0	0	0	0	0	0	0	0	0
Offenses Against Family & Children	M	0	0	0	0	0	0	0	0	0	0	0	0
	F	0	0	0	0	0	0	0	0	0	0	0	0
Driving Under the Influence	M	0	0	1	0	0	2	2	0	0	5	6	6
	F	1	0	0	0	0	0	0	0	0	1	1	1
Liquor Laws	M	0	0	0	0	0	0	0	0	0	2	4	4
	F	0	0	0	0	0	0	0	0	0	1	2	2
Drunkenness	M	0	0	0	0	0	0	0	0	0	0	0	0
	F	0	0	0	0	0	0	0	0	0	0	0	0
Disorderly Conduct	M	0	0	0	0	0	0	0	0	0	0	0	0
	F	0	0	0	0	0	0	0	0	0	0	0	0
Vagrancy	M	0	0	0	0	0	0	0	0	0	0	0	0
	F	0	0	0	0	0	0	0	0	0	0	0	0
All Other Offenses (except Traffic)	M	1	2	0	0	0	1	0	0	0	7	7	7
	F	0	0	0	0	0	0	0	0	0	0	0	0
Suspicion	M	0	0	0	0	0	0	0	0	0	0	0	0
	F	0	0	0	0	0	0	0	0	0	0	0	0
Curfew and Loitering Law Violations	M	0	0	0	0	0	0	0	0	0	0	0	0
	F	0	0	0	0	0	0	0	0	0	0	0	0
Runaway	M	0	0	0	0	0	0	0	0	0	0	0	0
	F	0	0	0	0	0	0	0	0	0	0	0	0
GRAND TOTAL		3	3	1	0	3	3	5	0	0	27	34	34



# Statewide Arrests by Offense and Age

Fallon PD

OFFENSE	9 & Total <18															
	SEX	Under	10-12	13-14	15	16	17		18	19	20	21	22	23	24	
Murder	M	0	0	0	0	0	0	0	0	0	0	0	0	0	0	
	F	0	0	0	0	0	0	0	0	0	0	0	0	0	0	
Manslaughter by Negligence	M	0	0	0	0	0	0	0	0	0	0	0	0	0	0	
	F	0	0	0	0	0	0	0	0	0	0	0	0	0	0	
Forcible Rape	M	0	0	0	0	0	0	0	0	0	0	0	0	0	0	
	F	0	0	0	0	0	0	0	0	0	0	0	0	0	0	
Robbery	M	0	0	0	0	0	0	0	0	0	0	0	0	0	0	
	F	0	0	0	0	0	0	0	0	0	0	0	0	0	0	
Aggravated Assault	M	0	0	0	0	0	0	0	1	0	0	2	0	1	1	
	F	0	0	0	0	0	0	0	0	0	0	0	0	0	0	
Other Assaults	M	0	1	1	0	0	1	3	4	1	0	0	2	4	2	
	F	0	0	0	1	0	1	2	0	0	0	0	1	0	0	
Burglary	M	1	4	3	0	0	0	8	3	0	0	1	0	0	0	
	F	0	0	0	0	0	0	0	0	0	0	0	0	0	0	
Larceny--Theft	M	0	0	1	0	4	1	6	0	2	0	2	0	1	2	
	F	0	0	0	0	0	3	3	1	1	0	2	1	1	0	
Motor Vehicle Theft	M	0	0	0	0	0	0	0	0	0	0	0	0	0	0	
	F	0	0	0	0	0	0	0	0	0	0	0	0	0	0	
Arson	M	0	0	0	0	0	0	0	0	0	0	0	0	0	0	
	F	0	0	0	0	0	0	0	0	0	0	0	0	0	0	
Forgery & Counterfeiting	M	0	0	0	0	0	0	0	0	0	0	0	0	0	0	
	F	0	0	0	0	0	0	0	0	0	0	0	0	0	0	
Fraud	M	0	0	0	0	0	0	0	0	0	0	2	0	0	0	
	F	0	0	0	0	0	0	0	0	0	0	0	0	0	0	
Embezzlement	M	0	0	0	0	0	0	0	0	0	0	0	0	0	0	
	F	0	0	0	0	0	0	0	0	0	0	0	0	0	0	
Stolen Property-Buy, Possess, Receive	M	0	0	0	0	0	1	1	0	1	0	0	1	0	1	
	F	0	0	0	0	0	0	0	0	0	0	0	0	0	0	
Vandalism	M	0	0	0	0	0	0	0	0	0	0	0	0	0	0	
	F	0	0	0	0	0	0	0	0	0	0	0	0	0	0	
Weapons-carrying, possession, etc.	M	0	0	0	0	0	0	0	0	0	0	0	0	1	0	
	F	0	0	0	0	0	0	0	0	0	0	0	0	0	0	
Prostitution & Commercialized Vice	M	0	0	0	0	0	0	0	0	0	0	0	0	0	0	
	F	0	0	0	0	0	0	0	0	0	0	0	0	0	0	
Other Sex Offenses	M	0	0	0	0	0	0	0	0	0	0	1	0	0	0	
	F	0	0	0	0	0	0	0	0	0	0	0	0	0	0	
Drug Abuse Violations	M	0	0	2	1	0	1	4	1	2	2	2	0	0	1	
	F	0	0	0	0	0	0	0	0	0	0	0	0	0	0	
Gambling	M	0	0	0	0	0	0	0	0	0	0	0	0	0	0	
	F	0	0	0	0	0	0	0	0	0	0	0	0	0	0	
Offenses Against Family & Children	M	0	0	0	0	0	0	0	1	0	0	1	0	0	0	
	F	0	0	0	0	0	0	0	0	0	0	0	0	0	0	
Driving Under the Influence	M	0	0	0	0	1	1	2	0	0	0	0	2	0	1	
	F	0	0	0	0	0	0	0	0	0	0	0	1	0	0	
Liquor Laws	M	0	0	1	0	1	2	4	1	2	2	0	0	1	0	
	F	0	0	1	0	0	2	3	1	1	0	0	0	0	0	
Drunkenness	M	0	0	0	0	0	0	0	0	0	0	0	0	0	0	
	F	0	0	0	0	0	0	0	0	0	0	0	0	0	0	
Disorderly Conduct	M	0	0	0	0	0	0	0	0	0	0	3	0	1	2	
	F	0	0	0	0	0	0	0	0	0	0	1	0	0	0	
Vagrancy	M	0	0	0	0	0	0	0	0	0	0	0	0	0	0	
	F	0	0	0	0	0	0	0	0	0	0	0	0	0	0	
All Other Offenses (except Traffic)	M	0	1	1	0	0	1	3	1	1	2	1	1	1	1	
	F	0	0	0	0	0	0	0	0	0	0	0	0	3	0	
Suspicion	M	0	0	0	0	0	0	0	0	0	0	0	0	0	0	
	F	0	0	0	0	0	0	0	0	0	0	0	0	0	0	
Curfew and Loitering Law Violations	M	0	0	0	1	0	0	1	0	0	0	0	0	0	0	
	F	0	0	0	0	0	1	1	0	0	0	0	0	0	0	
Runaway	M	0	0	4	5	2	3	14	0	0	0	0	0	0	0	
	F	0	0	2	4	1	1	8	0	0	0	0	0	0	0	
GRAND TOTAL		1	6	16	12	9	19	63	14	11	6	18	9	14	11	

# Statewide Arrests by Offense and Age

Fallon PD

OFFENSE	over										Total >18	Grand Total
	SEX	25-29	30-34	35-39	40-44	45-49	50-54	55-59	60-64	64		
Murder	M	0	0	0	0	0	0	0	0	0	0	0
	F	0	0	0	0	0	0	0	0	0	0	0
Manslaughter by Negligence	M	0	0	0	0	0	0	0	0	0	0	0
	F	0	0	0	0	0	0	0	0	0	0	0
Forcible Rape	M	1	0	0	0	0	0	0	0	0	1	1
	F	0	0	0	0	0	0	0	0	0	0	0
Robbery	M	0	0	0	0	0	0	0	0	0	0	0
	F	0	0	0	0	0	0	0	0	0	0	0
Aggravated Assault	M	3	6	0	0	1	0	0	1	0	16	16
	F	0	0	0	0	0	0	0	0	0	0	0
Other Assaults	M	7	6	5	3	1	1	3	0	1	40	43
	F	1	1	0	1	0	0	2	0	0	6	8
Burglary	M	1	4	0	1	1	0	0	0	0	11	19
	F	1	1	0	0	0	0	0	2	0	4	4
Larceny--Theft	M	5	3	2	1	2	1	1	0	0	22	28
	F	5	1	2	1	0	0	0	0	0	15	18
Motor Vehicle Theft	M	2	0	0	0	0	0	0	0	0	2	2
	F	0	0	0	0	0	0	0	0	0	0	0
Arson	M	0	0	0	0	0	0	0	0	0	0	0
	F	0	0	0	0	0	0	0	0	0	0	0
Forgery & Counterfeiting	M	0	0	0	0	0	0	0	0	0	0	0
	F	0	0	0	0	0	0	0	0	0	0	0
Fraud	M	0	0	0	0	0	0	0	0	0	2	2
	F	0	1	0	1	0	0	0	0	0	2	2
Embezzlement	M	0	0	0	0	0	0	0	0	0	0	0
	F	0	0	0	0	0	0	0	0	0	0	0
Stolen Property-Buy, Possess, Receive	M	1	0	0	0	0	0	0	0	0	4	5
	F	0	0	0	0	0	0	0	0	0	0	0
Vandalism	M	1	0	1	0	0	0	0	0	0	2	2
	F	0	0	0	0	0	0	0	0	0	0	0
Weapons-carrying, possession, etc.	M	0	1	0	1	1	0	0	0	0	4	4
	F	1	0	0	0	0	0	0	0	0	1	1
Prostitution & Commercialized Vice	M	0	0	0	0	0	0	0	0	0	0	0
	F	0	0	0	0	0	0	0	0	0	0	0
Other Sex Offenses	M	0	0	0	0	0	1	0	0	0	2	2
	F	0	0	0	0	0	0	0	0	0	0	0
Drug Abuse Violations	M	7	5	1	1	1	0	0	0	0	23	27
	F	4	2	1	3	0	0	0	0	0	10	10
Gambling	M	0	0	0	0	0	0	0	0	0	0	0
	F	0	0	0	0	0	0	0	0	0	0	0
Offenses Against Family & Children	M	1	0	1	0	0	1	0	0	0	5	5
	F	0	1	0	1	0	0	0	0	0	2	2
Driving Under the Influence	M	2	1	2	3	3	1	4	2	0	21	23
	F	2	1	1	0	2	2	0	1	0	10	10
Liquor Laws	M	0	0	0	0	0	0	0	0	0	6	10
	F	1	0	0	0	0	0	0	0	0	3	6
Drunkenness	M	1	0	0	0	0	1	0	0	0	2	2
	F	0	0	0	0	0	0	0	0	0	0	0
Disorderly Conduct	M	3	1	3	1	7	4	1	0	0	26	26
	F	2	3	0	1	2	0	0	0	0	9	9
Vagrancy	M	0	0	0	0	0	0	0	0	0	0	0
	F	0	0	0	0	0	0	0	0	0	0	0
All Other Offenses (except Traffic)	M	5	4	4	2	3	2	1	3	1	33	36
	F	3	2	3	1	0	4	0	0	0	16	16
Suspicion	M	0	0	0	0	0	0	0	0	0	0	0
	F	0	0	0	0	0	0	0	0	0	0	0
Curfew and Loitering Law Violations	M	0	0	0	0	0	0	0	0	0	0	1
	F	0	0	0	0	0	0	0	0	0	0	1
Runaway	M	0	0	0	0	0	0	0	0	0	0	14
	F	0	0	0	0	0	0	0	0	0	0	8
GRAND TOTAL		60	44	26	22	24	18	12	9	2	300	363

# Statewide Arrests by Offense and Age

Henderson PD

OFFENSE	9 & Under															
	SEX	Under	10-12	13-14	15	16	17	Total <18	18	19	20	21	22	23	24	
Murder	M	0	0	0	0	0	0	0	0	0	0	1	1	0	0	
	F	0	0	0	0	0	0	0	0	0	0	0	0	0	0	
Manslaughter by Negligence	M	0	0	0	0	0	0	0	0	0	0	0	0	0	0	
	F	0	0	0	0	0	0	0	0	0	0	1	0	0	0	
Forcible Rape	M	0	1	1	0	0	0	2	0	1	1	0	1	0	1	
	F	0	0	0	1	0	0	1	0	0	0	0	0	0	0	
Robbery	M	0	0	1	2	2	3	8	6	6	1	5	6	0	3	
	F	0	0	0	0	0	0	0	0	3	0	1	1	0	0	
Aggravated Assault	M	1	1	2	1	2	0	7	1	0	2	2	2	1	3	
	F	0	0	0	0	0	0	0	1	1	0	0	1	0	0	
Other Assaults	M	1	8	33	15	22	19	98	25	22	28	20	26	30	31	
	F	0	12	15	13	25	18	83	10	10	7	19	15	11	9	
Burglary	M	0	2	7	3	4	8	24	8	4	13	12	12	5	5	
	F	0	1	0	0	0	1	2	1	2	3	1	1	3	7	
Larceny--Theft	M	0	2	10	20	16	23	71	17	18	28	29	20	21	18	
	F	0	3	11	7	9	19	49	9	16	20	18	10	16	22	
Motor Vehicle Theft	M	0	0	0	1	2	2	5	0	0	3	0	3	0	2	
	F	0	0	0	0	1	0	1	0	0	0	0	1	0	1	
Arson	M	0	5	1	0	0	0	6	0	0	0	0	1	0	0	
	F	0	0	0	0	0	0	0	0	0	0	0	0	0	0	
Forgery & Counterfeiting	M	0	0	0	0	0	0	0	0	1	0	0	0	0	0	
	F	0	0	0	0	0	0	0	0	0	0	0	0	0	1	
Fraud	M	0	0	0	0	0	1	1	2	0	2	2	1	2	0	
	F	0	0	0	0	0	0	0	1	1	0	2	0	2	3	
Embezzlement	M	0	0	0	0	0	0	0	0	1	0	2	1	0	0	
	F	0	0	0	0	0	0	0	1	1	2	0	1	1	0	
Stolen Property-Buy, Possess, Receive	M	0	0	0	1	1	1	3	0	6	6	4	1	2	3	
	F	0	0	0	0	0	2	2	1	0	0	1	1	0	1	
Vandalism	M	0	0	0	0	0	0	0	0	0	0	0	0	0	0	
	F	0	0	0	0	0	0	0	0	0	0	0	0	0	0	
Weapons-carrying, possession, etc.	M	0	0	1	2	4	0	7	8	2	6	2	3	4	3	
	F	0	0	0	0	0	0	0	1	0	0	1	0	0	1	
Prostitution & Commercialized Vice	M	0	0	0	0	0	0	0	0	0	0	0	0	1	0	
	F	0	0	0	0	0	0	0	0	1	1	1	0	1	0	
Other Sex Offenses	M	0	4	1	0	0	0	5	2	1	2	1	1	1	0	
	F	0	0	0	0	0	0	0	0	0	0	0	0	0	0	
Drug Abuse Violations	M	0	0	11	9	8	17	45	24	41	34	23	17	26	20	
	F	0	0	0	1	4	6	11	7	12	9	7	8	7	7	
Gambling	M	0	0	0	0	0	0	0	0	0	0	0	0	0	0	
	F	0	0	0	0	0	0	0	0	0	0	0	0	0	0	
Offenses Against Family & Children	M	0	0	0	0	0	0	0	16	16	4	5	0	1	1	
	F	0	0	0	1	0	0	1	3	0	1	2	1	0	0	
Driving Under the Influence	M	0	0	0	0	1	1	2	2	6	7	11	17	13	12	
	F	0	0	0	0	0	0	0	2	1	3	4	6	7	5	
Liquor Laws	M	0	2	3	1	4	10	20	8	7	5	0	0	0	2	
	F	0	0	0	0	4	1	5	1	3	2	1	0	0	0	
Drunkenness	M	0	0	0	0	0	0	0	0	0	0	0	0	0	0	
	F	0	0	0	0	0	0	0	0	0	0	0	0	0	0	
Disorderly Conduct	M	0	0	1	0	0	1	2	0	0	0	0	1	1	0	
	F	0	0	0	0	0	0	0	0	1	0	0	0	0	1	
Vagrancy	M	0	0	0	0	0	0	0	0	0	0	0	0	0	0	
	F	0	0	0	0	0	0	0	0	0	0	0	0	0	0	
All Other Offenses (except Traffic)	M	2	8	18	21	27	30	106	55	98	130	148	169	148	120	
	F	1	0	7	4	11	14	37	12	36	40	53	49	48	70	
Suspicion	M	0	0	0	0	0	0	0	0	0	0	0	0	0	0	
	F	0	0	0	0	0	0	0	0	0	0	0	0	0	0	
Curfew and Loitering Law Violations	M	0	0	0	0	0	0	0	0	0	0	0	0	0	0	
	F	0	0	0	0	0	0	0	0	0	0	0	0	0	0	
Runaway	M	1	7	37	30	30	16	121	0	0	0	0	0	0	0	
	F	0	1	27	27	34	27	116	0	0	0	0	0	0	0	
GRAND TOTAL		6	57	187	160	211	220	841	224	318	360	379	378	352	352	

# Statewide Arrests by Offense and Age

Henderson PD

OFFENSE	over										Total >18	Grand Total
	SEX	25-29	30-34	35-39	40-44	45-49	50-54	55-59	60-64	64		
Murder	M	1	0	0	0	0	0	0	0	0	3	3
	F	0	0	0	0	0	0	0	0	0	0	0
Manslaughter by Negligence	M	0	0	0	0	0	0	0	0	0	0	0
	F	0	0	0	0	0	0	0	0	0	1	1
Forcible Rape	M	1	1	1	1	2	1	1	0	0	12	14
	F	0	0	0	0	0	0	0	0	0	0	1
Robbery	M	15	4	1	0	4	0	0	0	0	51	59
	F	2	3	0	1	0	0	1	0	0	12	12
Aggravated Assault	M	9	15	6	5	3	8	2	0	0	59	66
	F	0	6	3	1	1	0	0	0	0	14	14
Other Assaults	M	117	116	86	83	56	56	25	11	24	756	854
	F	75	48	40	39	16	34	9	7	8	357	440
Burglary	M	62	26	19	20	9	3	3	1	1	203	227
	F	15	12	8	6	6	2	1	1	0	69	71
Larceny--Theft	M	115	71	50	42	57	33	16	6	2	543	614
	F	68	61	49	39	26	19	12	6	5	396	445
Motor Vehicle Theft	M	3	3	3	3	3	0	0	0	0	23	28
	F	1	2	1	0	0	0	0	1	0	7	8
Arson	M	0	2	0	0	0	1	0	0	0	4	10
	F	0	1	1	0	0	0	0	0	1	3	3
Forgery & Counterfeiting	M	1	0	1	2	0	1	0	0	0	6	6
	F	3	3	0	0	0	0	0	0	0	7	7
Fraud	M	7	14	3	7	4	1	0	1	0	46	47
	F	8	5	2	4	1	0	1	0	0	30	30
Embezzlement	M	1	1	1	1	0	0	0	1	0	9	9
	F	2	1	1	0	0	0	0	0	1	11	11
Stolen Property-Buy, Possess, Receive	M	13	18	8	7	2	2	2	0	0	74	77
	F	1	4	1	2	1	0	1	0	0	14	16
Vandalism	M	0	0	0	0	0	0	0	0	0	0	0
	F	0	0	0	0	0	0	0	0	0	0	0
Weapons-carrying, possession, etc.	M	18	18	13	10	12	7	2	1	1	110	117
	F	0	2	2	0	0	1	1	0	0	9	9
Prostitution & Commercialized Vice	M	1	1	1	1	0	1	0	1	0	7	7
	F	0	0	0	0	0	0	0	0	0	4	4
Other Sex Offenses	M	9	5	6	5	5	5	2	2	4	51	56
	F	0	1	0	0	0	0	0	0	0	1	1
Drug Abuse Violations	M	70	50	40	20	15	17	12	3	1	413	458
	F	32	19	11	16	8	2	0	0	0	145	156
Gambling	M	0	0	0	0	0	0	0	0	0	0	0
	F	0	0	0	0	0	0	0	0	0	0	0
Offenses Against Family & Children	M	9	9	5	6	2	2	0	0	0	76	76
	F	6	11	4	8	3	1	1	0	0	41	42
Driving Under the Influence	M	47	60	43	33	26	25	17	16	19	354	356
	F	28	18	25	12	24	23	6	4	4	172	172
Liquor Laws	M	9	18	8	5	15	9	4	12	2	104	124
	F	1	3	5	4	6	2	0	0	0	28	33
Drunkenness	M	0	0	0	0	0	0	0	0	0	0	0
	F	0	0	0	0	0	0	0	0	0	0	0
Disorderly Conduct	M	1	1	2	0	1	3	0	0	0	10	12
	F	0	2	0	0	1	1	0	0	0	6	6
Vagrancy	M	0	0	0	1	0	0	0	0	0	1	1
	F	0	0	0	0	0	0	0	0	0	0	0
All Other Offenses (except Traffic)	M	601	505	329	307	274	200	83	55	26	3,248	3,354
	F	237	206	151	123	65	52	21	9	13	1,185	1,222
Suspicion	M	0	0	0	0	0	0	0	0	0	0	0
	F	0	0	0	0	0	0	0	0	0	0	0
Curfew and Loitering Law Violations	M	0	0	0	0	0	0	0	0	0	0	0
	F	0	0	0	0	0	0	0	0	0	0	0
Runaway	M	0	0	0	0	0	0	0	0	0	0	121
	F	0	0	0	0	0	0	0	0	0	0	116
GRAND TOTAL		1,589	1,346	930	814	648	512	223	138	112	8,675	9,516

# Statewide Arrests by Offense and Age

Humboldt Co SO

OFFENSE	SEX	9 & Total <18													
		Under	10-12	13-14	15	16	17		18	19	20	21	22	23	24
Murder	M	0	0	0	0	0	0	0	0	0	0	0	0	0	0
	F	0	0	0	0	0	0	0	0	0	0	0	0	0	0
Manslaughter by Negligence	M	0	0	0	0	0	0	0	0	0	0	0	0	0	0
	F	0	0	0	0	0	0	0	0	0	0	0	0	0	0
Forcible Rape	M	0	0	0	0	0	0	0	0	0	0	0	0	0	0
	F	0	0	0	0	0	0	0	0	0	0	0	0	0	0
Robbery	M	0	0	0	0	0	0	0	0	1	0	0	0	0	0
	F	0	0	0	0	0	0	0	0	0	0	0	0	0	0
Aggravated Assault	M	0	0	0	0	0	0	0	0	0	0	0	1	2	1
	F	0	0	0	0	0	0	0	0	0	0	0	0	0	0
Other Assaults	M	0	0	0	0	0	0	0	1	0	1	1	3	0	0
	F	0	0	0	0	1	0	1	1	2	1	0	1	0	0
Burglary	M	0	0	0	0	0	1	1	2	0	1	0	0	0	0
	F	0	0	0	0	0	0	0	1	0	0	0	0	0	0
Larceny--Theft	M	0	0	0	0	0	0	0	0	0	0	0	0	0	0
	F	0	0	0	0	0	0	0	0	0	0	0	0	0	0
Motor Vehicle Theft	M	0	0	0	0	0	0	0	0	0	1	0	0	0	0
	F	0	0	0	0	0	0	0	0	0	0	0	0	2	0
Arson	M	0	0	0	0	0	0	0	0	0	0	0	0	0	0
	F	0	0	0	0	0	0	0	0	0	0	0	0	0	0
Forgery & Counterfeiting	M	0	0	0	0	0	0	0	0	0	0	0	0	0	1
	F	0	0	0	0	0	0	0	0	0	0	0	0	0	0
Fraud	M	0	0	0	0	0	0	0	0	0	0	0	0	0	0
	F	0	0	0	0	0	0	0	0	0	0	0	0	0	0
Embezzlement	M	0	0	0	0	0	0	0	0	0	0	0	0	0	0
	F	0	0	0	0	0	0	0	0	0	0	0	0	0	0
Stolen Property-Buy, Possess, Receive	M	0	0	0	0	0	0	0	1	0	0	0	0	0	0
	F	0	0	0	0	0	0	0	0	0	0	0	0	0	0
Vandalism	M	0	0	0	0	0	0	0	0	0	0	0	0	0	0
	F	0	0	0	0	0	0	0	0	0	0	0	0	0	0
Weapons-carrying, possession, etc.	M	0	0	0	0	0	0	0	0	0	1	0	0	0	0
	F	0	0	0	0	0	0	0	0	0	0	0	0	0	0
Prostitution & Commercialized Vice	M	0	0	0	0	0	0	0	0	0	0	0	0	0	0
	F	0	0	0	0	0	0	0	0	0	0	0	0	0	0
Other Sex Offenses	M	0	0	0	0	0	0	0	0	0	0	0	0	0	0
	F	0	0	0	0	0	0	0	0	0	0	0	0	0	0
Drug Abuse Violations	M	0	0	0	0	1	0	1	6	3	2	2	0	2	0
	F	0	0	0	0	0	0	0	0	0	1	1	0	1	1
Gambling	M	0	0	0	0	0	0	0	0	0	0	0	0	0	0
	F	0	0	0	0	0	0	0	0	0	0	0	0	0	0
Offenses Against Family & Children	M	0	0	0	0	0	0	0	0	0	0	0	0	0	0
	F	0	0	0	0	0	0	0	0	0	0	0	0	0	0
Driving Under the Influence	M	0	0	0	0	0	0	0	0	0	0	2	1	1	1
	F	0	0	0	0	0	0	0	0	0	0	1	0	0	0
Liquor Laws	M	0	0	0	0	0	0	0	0	1	0	0	1	0	0
	F	0	0	0	0	0	2	2	0	0	2	0	0	0	0
Drunkenness	M	0	0	0	0	0	0	0	0	0	0	0	0	0	0
	F	0	0	0	0	0	0	0	0	0	0	0	0	0	0
Disorderly Conduct	M	0	0	0	0	0	0	0	0	1	0	1	1	2	0
	F	0	0	0	0	0	0	0	1	1	0	0	0	0	1
Vagrancy	M	0	0	0	0	0	0	0	0	0	0	0	0	0	0
	F	0	0	0	0	0	0	0	0	0	0	0	0	0	0
All Other Offenses (except Traffic)	M	0	0	0	1	0	1	2	0	1	4	2	3	0	1
	F	0	0	0	0	0	1	1	0	0	1	0	0	0	0
Suspicion	M	0	0	0	0	0	0	0	0	0	0	0	0	0	0
	F	0	0	0	0	0	0	0	0	0	0	0	0	0	0
Curfew and Loitering Law Violations	M	0	0	0	0	0	0	0	0	0	0	0	0	0	0
	F	0	0	0	0	0	0	0	0	0	0	0	0	0	0
Runaway	M	0	0	0	0	1	0	1	0	0	0	0	0	0	0
	F	0	0	1	0	0	0	1	0	0	0	0	0	0	0
GRAND TOTAL		0	0	1	1	3	5	10	13	10	15	10	11	10	6

# Statewide Arrests by Offense and Age

Humboldt Co SO

OFFENSE	over										Total >18	Grand Total
	SEX	25-29	30-34	35-39	40-44	45-49	50-54	55-59	60-64	64		
Murder	M	0	0	0	0	0	0	0	0	0	0	0
	F	0	0	0	0	0	0	0	0	0	0	0
Manslaughter by Negligence	M	0	0	0	0	0	0	0	0	0	0	0
	F	0	0	0	0	0	0	0	0	0	0	0
Forcible Rape	M	0	0	0	0	0	0	0	0	0	0	0
	F	0	0	0	0	0	0	0	0	0	0	0
Robbery	M	0	0	0	0	0	0	0	0	0	1	1
	F	0	0	0	0	0	0	0	0	0	0	0
Aggravated Assault	M	0	0	2	0	0	1	0	0	0	7	7
	F	0	0	0	0	0	0	0	0	0	0	0
Other Assaults	M	9	4	8	3	4	2	1	0	0	37	37
	F	2	1	0	0	1	0	0	0	0	9	10
Burglary	M	0	0	0	0	0	0	0	0	0	3	4
	F	0	0	0	0	0	0	0	0	0	1	1
Larceny--Theft	M	0	1	0	0	0	0	0	0	0	1	1
	F	0	0	0	0	0	0	0	0	0	0	0
Motor Vehicle Theft	M	0	0	0	0	0	1	2	0	0	4	4
	F	0	0	0	0	0	0	0	0	0	2	2
Arson	M	0	0	0	0	0	0	0	0	0	0	0
	F	0	0	0	0	0	0	0	0	0	0	0
Forgery & Counterfeiting	M	0	0	0	0	0	0	0	0	0	1	1
	F	0	0	0	0	0	0	0	0	0	0	0
Fraud	M	0	0	0	0	0	0	0	0	0	0	0
	F	0	0	0	0	0	0	0	0	0	0	0
Embezzlement	M	0	0	0	0	0	0	0	0	0	0	0
	F	0	0	0	0	0	0	0	0	0	0	0
Stolen Property-Buy, Possess, Receive	M	1	0	1	1	0	0	0	0	0	4	4
	F	0	1	0	0	0	0	0	0	0	1	1
Vandalism	M	0	0	0	0	0	0	0	0	0	0	0
	F	0	0	0	0	0	0	0	0	0	0	0
Weapons-carrying, possession, etc.	M	0	0	0	0	1	1	0	0	0	3	3
	F	0	0	0	0	0	0	0	0	0	0	0
Prostitution & Commercialized Vice	M	0	0	0	0	0	0	0	0	0	0	0
	F	0	0	0	0	0	0	0	0	0	0	0
Other Sex Offenses	M	0	0	0	0	0	0	0	0	0	0	0
	F	0	0	0	0	0	0	0	0	0	0	0
Drug Abuse Violations	M	8	6	5	2	4	4	2	0	0	46	47
	F	5	3	1	3	1	0	0	1	0	18	18
Gambling	M	0	0	0	0	0	0	0	0	0	0	0
	F	0	0	0	0	0	0	0	0	0	0	0
Offenses Against Family & Children	M	0	0	0	0	0	1	0	0	0	1	1
	F	0	2	0	0	2	0	0	0	0	4	4
Driving Under the Influence	M	1	4	4	2	4	1	0	0	0	21	21
	F	2	0	1	1	0	1	1	0	0	7	7
Liquor Laws	M	1	0	0	0	0	0	0	0	0	3	3
	F	0	0	0	0	1	1	0	0	0	4	6
Drunkenness	M	0	0	0	0	0	0	0	0	0	0	0
	F	0	0	0	0	0	0	0	0	0	0	0
Disorderly Conduct	M	4	2	1	0	0	0	0	0	0	12	12
	F	0	0	0	0	0	1	0	0	0	4	4
Vagrancy	M	0	0	0	0	0	0	0	0	0	0	0
	F	0	0	0	0	0	0	0	0	0	0	0
All Other Offenses (except Traffic)	M	5	1	5	4	4	3	0	0	0	33	35
	F	4	0	0	0	0	1	0	0	0	6	7
Suspicion	M	0	0	0	0	0	0	0	0	0	0	0
	F	0	0	0	0	0	0	0	0	0	0	0
Curfew and Loitering Law Violations	M	0	0	0	0	0	0	0	0	0	0	0
	F	0	0	0	0	0	0	0	0	0	0	0
Runaway	M	0	0	0	0	0	0	0	0	0	0	1
	F	0	0	0	0	0	0	0	0	0	0	1
GRAND TOTAL		42	25	28	16	22	18	6	1	0	233	243



# Statewide Arrests by Offense and Age

Lander Co SO

OFFENSE	9 & Under															
	SEX	Under	10-12	13-14	15	16	17	Total <18	18	19	20	21	22	23	24	
Murder	M	0	0	0	0	0	0	0	0	0	0	0	0	0	0	
	F	0	0	0	0	0	0	0	0	0	0	0	0	0	0	
Manslaughter by Negligence	M	0	0	0	0	0	0	0	0	0	0	0	0	0	0	
	F	0	0	0	0	0	0	0	0	0	0	0	0	0	0	
Forcible Rape	M	0	0	0	0	0	0	0	0	0	0	0	0	0	0	
	F	0	0	0	0	0	0	0	0	0	0	0	0	0	0	
Robbery	M	0	0	0	0	0	0	0	0	0	0	0	0	0	0	
	F	0	0	0	0	0	0	0	0	0	0	0	0	0	0	
Aggravated Assault	M	0	0	0	0	0	0	0	0	2	0	0	0	0	0	
	F	0	0	0	0	0	0	0	2	1	0	1	0	0	0	
Other Assaults	M	0	0	0	1	1	0	2	1	0	1	0	0	1	2	
	F	0	0	0	0	0	0	0	0	0	1	0	1	0	0	
Burglary	M	0	0	0	0	6	0	6	0	0	0	1	0	0	0	
	F	0	0	0	0	0	0	0	0	0	0	0	0	0	0	
Larceny--Theft	M	0	0	0	0	0	0	0	0	0	0	0	1	0	0	
	F	0	0	0	0	0	0	0	0	0	0	0	0	0	0	
Motor Vehicle Theft	M	0	0	0	0	0	0	0	0	0	0	0	0	0	0	
	F	0	0	0	0	0	0	0	0	0	0	0	0	0	0	
Arson	M	0	0	0	0	0	0	0	0	0	0	0	0	0	0	
	F	0	0	0	0	0	0	0	0	0	0	0	0	0	0	
Forgery & Counterfeiting	M	0	0	0	0	0	0	0	0	0	0	0	0	0	0	
	F	0	0	0	0	0	0	0	0	0	0	0	0	0	0	
Fraud	M	0	0	0	0	0	0	0	0	0	0	0	0	0	0	
	F	0	0	0	0	0	0	0	0	0	0	0	0	0	0	
Embezzlement	M	0	0	0	0	0	0	0	0	0	0	0	0	0	0	
	F	0	0	0	0	0	0	0	1	0	0	0	0	0	0	
Stolen Property-Buy, Possess, Receive	M	0	0	0	0	0	0	0	0	0	0	0	0	0	0	
	F	0	0	0	0	0	0	0	0	0	0	0	0	0	0	
Vandalism	M	0	0	0	0	0	0	0	0	0	0	0	0	0	0	
	F	0	0	0	0	0	0	0	0	0	0	0	0	0	0	
Weapons-carrying, possession, etc.	M	0	0	0	0	0	0	0	0	0	0	0	0	0	0	
	F	0	0	0	0	0	0	0	0	0	0	0	0	0	0	
Prostitution & Commercialized Vice	M	0	0	0	0	0	0	0	0	0	0	0	0	0	0	
	F	0	0	0	0	0	0	0	0	0	0	0	0	0	0	
Other Sex Offenses	M	0	0	0	0	0	0	0	0	1	0	1	1	0	0	
	F	0	0	0	0	0	0	0	0	0	0	0	0	0	0	
Drug Abuse Violations	M	0	0	0	0	0	0	0	0	0	0	1	0	0	0	
	F	0	0	0	0	0	0	0	0	0	0	0	0	0	0	
Gambling	M	0	0	0	0	0	0	0	0	0	0	0	0	0	0	
	F	0	0	0	0	0	0	0	0	0	0	0	0	0	0	
Offenses Against Family & Children	M	0	0	0	0	0	0	0	0	0	1	2	0	0	0	
	F	0	0	0	0	0	0	0	0	0	0	1	0	0	0	
Driving Under the Influence	M	0	0	0	0	0	0	0	0	2	0	3	0	1	2	
	F	0	0	0	0	0	0	0	0	1	1	0	0	0	1	
Liquor Laws	M	0	0	0	0	0	0	0	0	0	0	0	1	1	0	
	F	0	0	0	0	0	0	0	0	0	0	0	0	0	0	
Drunkenness	M	0	0	0	0	0	0	0	0	0	0	0	0	0	0	
	F	0	0	0	0	0	0	0	0	0	0	0	0	0	0	
Disorderly Conduct	M	0	0	0	0	1	0	1	0	0	0	0	0	0	0	
	F	0	0	0	0	0	0	0	0	0	0	0	0	0	0	
Vagrancy	M	0	0	0	0	0	0	0	0	0	0	0	0	0	0	
	F	0	0	0	0	0	0	0	0	0	0	0	0	0	0	
All Other Offenses (except Traffic)	M	0	0	1	0	0	0	1	1	1	3	5	1	4	1	
	F	0	0	0	0	0	2	2	0	2	0	2	1	0	0	
Suspicion	M	0	0	0	0	0	0	0	0	0	0	0	0	0	0	
	F	0	0	0	0	0	0	0	0	0	0	0	0	0	0	
Curfew and Loitering Law Violations	M	0	0	0	0	0	0	0	0	0	0	0	0	0	0	
	F	0	0	0	0	0	0	0	0	0	0	0	0	0	0	
Runaway	M	0	0	0	0	0	0	0	0	0	0	0	0	0	0	
	F	0	0	0	0	0	0	0	0	0	0	0	0	0	0	
GRAND TOTAL		0	0	1	1	8	2	12	5	10	7	17	6	7	6	

# Statewide Arrests by Offense and Age

Lander Co SO

OFFENSE	over											Total >18	Grand Total
	SEX	25-29	30-34	35-39	40-44	45-49	50-54	55-59	60-64	64			
Murder	M	0	0	0	0	0	0	0	0	0	0	0	0
	F	0	0	0	0	0	0	0	0	0	0	0	0
Manslaughter by Negligence	M	0	0	0	0	0	0	0	0	0	0	0	0
	F	0	0	0	0	0	0	0	0	0	0	0	0
Forcible Rape	M	0	0	0	0	0	0	0	0	0	0	0	0
	F	0	0	0	0	0	0	0	0	0	0	0	0
Robbery	M	0	0	0	0	0	0	0	0	0	0	0	0
	F	0	0	0	0	0	0	0	0	0	0	0	0
Aggravated Assault	M	3	0	1	1	0	0	1	0	0	8	8	8
	F	0	0	1	0	1	0	0	0	0	6	6	6
Other Assaults	M	4	3	3	2	2	2	1	1	0	23	25	25
	F	2	3	3	1	2	2	0	0	0	15	15	15
Burglary	M	0	1	0	2	1	1	0	0	0	6	12	12
	F	0	0	0	0	1	0	0	0	0	1	1	1
Larceny--Theft	M	1	0	0	1	0	0	0	0	0	3	3	3
	F	0	1	0	0	0	0	0	0	0	1	1	1
Motor Vehicle Theft	M	0	1	0	0	0	0	0	0	0	1	1	1
	F	0	1	0	0	0	0	0	0	0	1	1	1
Arson	M	0	0	0	0	0	0	0	1	0	1	1	1
	F	0	0	0	0	0	0	0	0	0	0	0	0
Forgery & Counterfeiting	M	0	0	0	0	0	0	0	0	0	0	0	0
	F	0	0	0	0	1	0	0	0	0	1	1	1
Fraud	M	0	0	0	0	0	0	0	0	0	0	0	0
	F	0	0	0	0	0	0	0	0	0	0	0	0
Embezzlement	M	0	0	0	0	0	0	0	0	0	0	0	0
	F	0	0	0	0	0	0	0	0	0	1	1	1
Stolen Property-Buy, Possess, Receive	M	0	0	0	1	0	0	0	0	0	1	1	1
	F	1	0	1	0	0	0	0	0	0	2	2	2
Vandalism	M	0	0	0	0	0	0	0	0	0	0	0	0
	F	0	0	0	0	0	0	0	0	0	0	0	0
Weapons-carrying, possession, etc.	M	0	0	2	0	0	1	0	0	0	3	3	3
	F	0	1	0	0	0	0	0	0	0	1	1	1
Prostitution & Commercialized Vice	M	0	0	0	0	0	0	0	0	0	0	0	0
	F	0	0	0	0	0	0	0	0	0	0	0	0
Other Sex Offenses	M	0	0	0	0	0	0	0	0	0	3	3	3
	F	0	0	0	0	0	0	0	0	0	0	0	0
Drug Abuse Violations	M	1	0	0	0	0	0	0	0	0	2	2	2
	F	0	0	0	0	0	0	0	0	0	0	0	0
Gambling	M	0	0	0	0	0	0	0	0	0	0	0	0
	F	0	0	0	0	0	0	0	0	0	0	0	0
Offenses Against Family & Children	M	1	0	0	0	0	0	0	0	0	4	4	4
	F	1	0	0	0	0	0	0	0	0	2	2	2
Driving Under the Influence	M	1	3	3	3	2	3	2	1	5	31	31	31
	F	0	3	5	0	0	0	1	0	0	12	12	12
Liquor Laws	M	0	0	0	0	0	0	0	0	0	2	2	2
	F	0	0	0	0	0	0	0	0	0	0	0	0
Drunkenness	M	0	0	0	0	0	0	0	0	0	0	0	0
	F	0	0	0	0	0	0	0	0	0	0	0	0
Disorderly Conduct	M	0	0	0	0	1	0	0	0	0	1	2	2
	F	0	0	0	0	0	0	0	0	0	0	0	0
Vagrancy	M	0	0	0	0	0	0	0	0	0	0	0	0
	F	0	0	0	0	0	0	0	0	0	0	0	0
All Other Offenses (except Traffic)	M	13	10	5	3	7	2	0	2	0	58	59	59
	F	6	5	1	2	3	1	0	0	0	23	25	25
Suspicion	M	0	0	0	0	0	0	0	0	0	0	0	0
	F	0	0	0	0	0	0	0	0	0	0	0	0
Curfew and Loitering Law Violations	M	0	0	0	0	0	0	0	0	0	0	0	0
	F	0	0	0	0	0	0	0	0	0	0	0	0
Runaway	M	0	0	0	0	0	0	0	0	0	0	0	0
	F	0	0	0	0	0	0	0	0	0	0	0	0
GRAND TOTAL		34	32	25	16	21	12	5	5	5	213	225	225

# Statewide Arrests by Offense and Age

Las Vegas Metro PD

OFFENSE	9 & Under															
	SEX	Under	10-12	13-14	15	16	17	Total <18	18	19	20	21	22	23	24	
Murder	M	0	0	0	0	2	0	2	2	1	3	4	4	5	3	
	F	0	0	0	0	0	0	0	0	0	1	0	1	0	1	
Manslaughter by Negligence	M	0	0	0	0	0	0	0	0	0	1	0	0	0	0	
	F	0	0	0	0	0	0	0	0	0	0	0	0	0	0	
Forcible Rape	M	0	2	4	5	2	2	15	6	2	4	4	3	4	2	
	F	0	0	0	0	0	0	0	0	0	0	0	1	1	0	
Robbery	M	0	6	15	16	28	42	107	67	34	43	54	30	48	40	
	F	0	0	4	3	6	1	14	11	9	15	11	11	15	13	
Aggravated Assault	M	2	10	33	18	33	37	133	30	56	54	68	67	75	78	
	F	0	6	11	8	8	7	40	16	15	23	25	25	30	28	
Other Assaults	M	3	47	118	102	112	103	485	116	114	189	248	244	252	243	
	F	0	30	97	75	64	80	346	78	82	96	160	142	152	140	
Burglary	M	1	7	30	37	48	55	178	65	54	40	50	36	40	43	
	F	0	1	5	3	5	3	17	8	3	10	11	10	8	7	
Larceny--Theft	M	0	35	122	90	110	122	479	165	145	138	145	145	117	133	
	F	0	19	90	79	108	101	397	130	115	120	138	104	117	102	
Motor Vehicle Theft	M	0	0	9	15	19	10	53	13	17	13	9	12	6	12	
	F	0	0	0	3	1	1	5	4	3	0	0	4	3	3	
Arson	M	0	0	1	0	0	0	1	0	0	0	0	0	0	0	
	F	0	0	0	0	0	0	0	0	0	0	0	0	0	0	
Forgery & Counterfeiting	M	0	0	0	0	0	0	0	2	6	2	14	13	11	13	
	F	0	0	0	0	0	0	0	2	4	5	4	12	11	10	
Fraud	M	0	0	0	2	4	5	11	5	6	3	20	16	15	22	
	F	0	0	0	1	2	1	4	6	6	10	15	12	19	14	
Embezzlement	M	0	0	0	0	0	1	1	4	3	6	5	5	4	8	
	F	0	0	0	0	0	1	1	1	8	1	3	5	6	7	
Stolen Property-Buy, Possess, Receive	M	0	2	8	5	16	21	52	26	35	21	29	21	28	26	
	F	0	0	0	4	1	0	5	3	1	3	6	11	13	6	
Vandalism	M	3	18	50	75	66	50	262	61	62	37	36	31	27	22	
	F	1	0	8	2	4	5	20	3	6	8	8	6	2	3	
Weapons-carrying, possession, etc.	M	0	0	6	8	10	26	50	26	34	41	43	32	42	51	
	F	0	0	0	0	3	1	4	2	5	2	1	0	3	5	
Prostitution & Commercialized Vice	M	0	0	0	0	1	4	5	6	9	11	10	9	13	17	
	F	0	0	6	17	30	40	93	154	223	243	315	329	270	207	
Other Sex Offenses	M	0	6	14	4	4	0	28	12	16	18	22	16	20	15	
	F	0	1	1	0	0	1	3	0	2	2	2	2	4	1	
Drug Abuse Violations	M	0	2	27	46	96	122	293	275	315	321	373	405	322	300	
	F	0	0	5	7	18	26	56	51	77	69	79	77	84	62	
Gambling	M	0	0	0	0	0	0	0	0	0	0	0	0	0	0	
	F	0	0	0	0	0	0	0	0	0	0	0	0	0	0	
Offenses Against Family & Children	M	0	0	0	0	1	0	1	0	3	2	3	5	5	1	
	F	0	0	0	0	0	0	0	2	2	5	5	6	6	4	
Driving Under the Influence	M	0	0	0	2	3	14	19	66	62	106	147	182	177	173	
	F	0	0	0	0	0	6	6	14	23	30	74	78	67	63	
Liquor Laws	M	0	0	17	23	58	95	193	126	126	140	45	46	46	46	
	F	0	1	11	10	23	43	88	42	50	42	9	11	5	9	
Drunkenness	M	0	0	0	0	0	0	0	0	0	0	0	0	0	0	
	F	0	0	0	0	0	0	0	0	0	0	0	0	0	0	
Disorderly Conduct	M	0	0	2	2	4	5	13	5	12	21	28	30	31	18	
	F	0	0	2	2	0	2	6	0	2	2	6	5	4	6	
Vagrancy	M	0	0	0	1	0	1	2	25	15	16	21	15	18	21	
	F	0	0	0	1	1	1	3	39	96	80	9	0	2	5	
All Other Offenses (except Traffic)	M	0	15	96	100	161	210	582	376	457	539	612	609	602	573	
	F	0	8	22	27	42	52	151	164	348	379	640	607	561	520	
Suspicion	M	0	0	0	0	0	0	0	0	0	0	0	0	0	0	
	F	0	0	0	0	0	0	0	0	0	0	0	0	0	0	
Curfew and Loitering Law Violations	M	1	15	83	97	148	138	482	0	0	0	0	0	0	0	
	F	0	11	39	46	61	69	226	0	0	0	0	0	0	0	
Runaway	M	0	0	0	0	0	0	0	0	0	0	0	0	0	0	
	F	0	0	0	0	0	0	0	0	0	0	0	0	0	0	
GRAND TOTAL		11	242	936	936	1,303	1,504	4,932	2,209	2,664	2,915	3,511	3,435	3,291	3,076	

# Statewide Arrests by Offense and Age

Las Vegas Metro PD

OFFENSE	over										Total >18	Grand Total
	SEX	25-29	30-34	35-39	40-44	45-49	50-54	55-59	60-64	64		
Murder	M	14	10	5	5	2	4	3	1	1	67	69
	F	1	3	0	1	2	1	0	0	1	12	12
Manslaughter by Negligence	M	2	0	0	0	0	0	0	0	0	3	3
	F	0	2	2	2	1	1	0	0	0	6	6
Forcible Rape	M	25	24	12	6	12	9	1	1	1	116	131
	F	0	0	0	0	0	0	0	0	0	2	2
Robbery	M	172	154	80	54	43	41	6	5	2	873	980
	F	53	27	13	5	15	8	3	0	0	209	223
Aggravated Assault	M	310	251	201	180	132	119	57	28	23	1,729	1,862
	F	151	101	67	53	53	46	32	6	7	678	718
Other Assaults	M	1,135	908	666	576	450	374	188	96	58	5,857	6,342
	F	568	397	255	269	186	119	60	33	18	2,755	3,101
Burglary	M	129	104	58	73	60	39	23	6	0	820	998
	F	41	32	10	15	6	10	2	2	0	175	192
Larceny--Theft	M	588	429	326	351	340	244	132	69	29	3,496	3,975
	F	451	336	239	176	142	111	57	25	26	2,389	2,786
Motor Vehicle Theft	M	54	59	22	21	13	7	1	1	0	260	313
	F	14	13	14	1	5	2	0	0	0	66	71
Arson	M	4	0	1	1	1	1	0	1	0	9	10
	F	0	1	0	0	0	0	0	0	0	1	1
Forgery & Counterfeiting	M	78	72	37	32	35	25	10	4	0	354	354
	F	51	56	29	24	10	12	4	3	1	238	238
Fraud	M	76	118	59	60	48	33	25	12	10	528	539
	F	49	51	32	30	22	14	3	2	2	287	291
Embezzlement	M	26	29	18	18	10	8	6	3	1	154	155
	F	16	14	16	11	10	9	2	4	0	113	114
Stolen Property-Buy, Possess, Receive	M	146	126	96	57	38	31	9	0	3	692	744
	F	33	21	16	15	7	3	2	0	0	140	145
Vandalism	M	87	64	46	35	26	27	14	6	2	583	845
	F	18	16	13	9	10	8	3	0	0	113	133
Weapons-carrying, possession, etc.	M	181	159	99	90	63	42	32	8	3	946	996
	F	19	17	9	10	3	1	2	0	0	79	83
Prostitution & Commercialized Vice	M	68	52	36	25	28	20	6	5	2	317	322
	F	679	270	79	99	76	50	12	4	2	3,012	3,105
Other Sex Offenses	M	83	89	70	68	70	82	53	39	28	701	729
	F	21	14	14	7	11	4	4	1	1	90	93
Drug Abuse Violations	M	1,337	1,028	686	515	441	270	136	39	15	6,778	7,071
	F	322	216	144	111	85	49	28	8	1	1,463	1,519
Gambling	M	0	0	0	1	0	0	1	0	0	2	2
	F	0	0	0	0	0	0	0	0	0	0	0
Offenses Against Family & Children	M	18	18	14	6	5	5	2	0	0	87	88
	F	36	28	10	8	7	2	1	0	3	125	125
Driving Under the Influence	M	821	640	498	418	369	253	164	97	99	4,272	4,291
	F	304	243	136	124	117	85	48	27	25	1,458	1,464
Liquor Laws	M	220	226	172	241	342	308	260	117	51	2,512	2,705
	F	36	25	26	38	47	39	16	14	1	410	498
Drunkenness	M	0	0	0	0	0	0	0	0	0	0	0
	F	0	0	0	0	0	0	0	0	0	0	0
Disorderly Conduct	M	90	106	59	45	39	35	22	6	9	556	569
	F	16	14	8	11	14	8	2	2	0	100	106
Vagrancy	M	132	147	136	206	193	222	144	49	64	1,424	1,426
	F	19	33	20	25	30	27	2	1	0	388	391
All Other Offenses (except Traffic)	M	2,886	2,717	2,041	1,956	1,911	1,562	875	360	222	18,298	18,880
	F	1,864	1,032	599	559	461	298	137	64	26	8,259	8,410
Suspicion	M	0	0	0	0	0	0	0	0	0	0	0
	F	0	0	0	0	0	0	0	0	0	0	0
Curfew and Loitering Law Violations	M	0	0	0	0	0	0	0	0	0	0	482
	F	0	0	0	0	0	0	0	0	0	0	226
Runaway	M	0	0	0	0	0	0	0	0	0	0	0
	F	0	0	0	0	0	0	0	0	0	0	0
GRAND TOTAL		13,444	10,492	7,189	6,642	5,991	4,667	2,590	1,149	737	74,002	78,934

# Statewide Arrests by Offense and Age

Lincoln Co SO

OFFENSE	9 &															
	SEX	Under	10-12	13-14	15	16	17	Total <18	18	19	20	21	22	23	24	
Murder	M	0	0	0	0	0	0	0	0	0	0	0	0	0	0	
	F	0	0	0	0	0	0	0	0	0	0	0	0	0	0	
Manslaughter by Negligence	M	0	0	0	0	0	0	0	0	0	0	0	0	0	0	
	F	0	0	0	0	0	0	0	0	0	0	0	0	0	0	
Forcible Rape	M	0	0	0	0	0	0	0	0	0	0	1	0	0	0	
	F	0	0	0	0	0	0	0	0	0	0	0	0	0	0	
Robbery	M	0	0	0	0	0	0	0	0	0	0	0	0	0	0	
	F	0	0	0	0	0	0	0	0	0	0	0	0	0	0	
Aggravated Assault	M	0	0	0	0	0	0	0	0	0	0	0	0	0	0	
	F	0	0	0	0	0	0	0	0	0	0	0	0	0	0	
Other Assaults	M	0	0	0	0	0	0	0	0	0	0	1	1	2	0	
	F	0	0	0	0	0	0	0	1	1	0	1	0	0	0	
Burglary	M	0	0	0	0	0	0	0	0	0	0	0	0	0	0	
	F	0	0	0	0	0	0	0	0	0	0	0	0	0	0	
Larceny--Theft	M	0	0	0	0	0	0	0	0	0	0	0	0	0	0	
	F	0	0	0	0	0	0	0	0	0	0	0	0	0	0	
Motor Vehicle Theft	M	0	0	0	0	0	0	0	0	0	0	1	0	0	0	
	F	0	0	0	0	0	0	0	0	0	0	0	0	0	0	
Arson	M	0	0	0	0	0	0	0	0	0	0	0	0	0	0	
	F	0	0	0	0	0	0	0	0	0	0	0	0	0	0	
Forgery & Counterfeiting	M	0	0	0	0	0	0	0	0	0	0	0	0	0	0	
	F	0	0	0	0	0	0	0	0	0	0	0	0	0	0	
Fraud	M	0	0	0	0	0	0	0	0	0	0	0	1	0	0	
	F	0	0	0	0	0	0	0	0	0	1	0	0	0	0	
Embezzlement	M	0	0	0	0	0	0	0	0	0	0	0	1	0	0	
	F	0	0	0	0	0	0	0	0	0	0	0	0	0	0	
Stolen Property-Buy, Possess, Receive	M	0	0	0	0	0	0	0	0	0	0	1	0	0	0	
	F	0	0	0	0	0	0	0	0	0	0	0	0	0	0	
Vandalism	M	0	0	0	0	0	0	0	0	0	0	0	0	0	0	
	F	0	0	0	0	0	0	0	0	0	0	0	0	0	0	
Weapons-carrying, possession, etc.	M	0	0	0	0	0	0	0	0	0	0	0	0	0	0	
	F	0	0	0	0	0	0	0	0	0	0	0	0	0	0	
Prostitution & Commercialized Vice	M	0	0	0	0	0	0	0	0	0	0	0	0	0	0	
	F	0	0	0	0	0	0	0	0	0	0	0	0	0	0	
Other Sex Offenses	M	0	0	0	0	0	0	0	0	0	0	0	0	0	0	
	F	0	0	0	0	0	0	0	0	0	0	0	0	0	0	
Drug Abuse Violations	M	0	0	0	0	0	0	0	0	0	0	1	0	0	0	
	F	0	0	0	0	0	0	0	0	0	1	0	0	0	0	
Gambling	M	0	0	0	0	0	0	0	0	0	0	0	0	0	0	
	F	0	0	0	0	0	0	0	0	0	0	0	0	0	0	
Offenses Against Family & Children	M	0	0	0	0	0	0	0	0	0	0	0	0	0	0	
	F	0	0	0	0	0	0	0	0	0	0	0	0	0	0	
Driving Under the Influence	M	0	0	0	0	0	0	0	0	0	0	1	0	0	0	
	F	0	0	0	0	0	0	0	0	0	0	0	0	0	0	
Liquor Laws	M	0	0	0	0	0	0	0	0	0	0	0	0	0	0	
	F	0	0	0	0	0	0	0	0	0	0	0	0	0	0	
Drunkenness	M	0	0	0	0	0	0	0	0	0	0	0	0	0	0	
	F	0	0	0	0	0	0	0	0	0	0	0	0	0	0	
Disorderly Conduct	M	0	0	0	0	0	0	0	0	0	1	0	0	0	0	
	F	0	0	0	0	0	0	0	0	0	0	0	0	0	0	
Vagrancy	M	0	0	0	0	0	0	0	0	0	0	0	0	0	0	
	F	0	0	0	0	0	0	0	0	0	0	0	0	0	0	
All Other Offenses (except Traffic)	M	0	0	0	0	0	0	0	0	0	0	1	1	0	0	
	F	0	0	0	0	0	0	0	1	0	0	0	0	0	0	
Suspicion	M	0	0	0	0	0	0	0	0	0	0	0	0	0	0	
	F	0	0	0	0	0	0	0	0	0	0	0	0	0	0	
Curfew and Loitering Law Violations	M	0	0	0	0	0	0	0	0	0	0	0	0	0	0	
	F	0	0	0	0	0	0	0	0	0	0	0	0	0	0	
Runaway	M	0	0	0	0	0	0	0	0	0	0	0	0	0	0	
	F	0	0	0	0	0	0	0	0	0	0	0	0	0	0	
GRAND TOTAL		0	0	0	0	0	0	0	2	1	3	8	4	2	0	

# Statewide Arrests by Offense and Age

Lincoln Co SO

OFFENSE	over											Total >18	Grand Total
	SEX	25-29	30-34	35-39	40-44	45-49	50-54	55-59	60-64	64			
Murder	M	0	0	0	0	0	0	0	0	0	0	0	0
	F	0	0	0	0	0	0	0	0	0	0	0	0
Manslaughter by Negligence	M	0	0	0	0	0	0	0	0	0	0	0	0
	F	0	0	0	0	0	0	0	0	0	0	0	0
Forcible Rape	M	0	1	0	0	0	0	0	0	0	2	2	2
	F	0	0	0	0	0	0	0	0	0	0	0	0
Robbery	M	0	0	0	0	0	1	0	0	0	1	1	1
	F	0	0	0	0	0	0	0	0	0	0	0	0
Aggravated Assault	M	0	0	1	1	0	0	0	0	0	2	2	2
	F	0	0	0	0	0	0	0	0	0	0	0	0
Other Assaults	M	1	3	2	0	4	2	3	0	0	19	19	19
	F	1	0	1	0	0	1	0	0	0	6	6	6
Burglary	M	0	0	1	1	0	0	0	0	0	2	2	2
	F	0	0	0	0	1	1	0	0	0	2	2	2
Larceny--Theft	M	0	0	1	1	0	1	0	0	1	4	4	4
	F	0	0	0	0	1	0	1	0	0	2	2	2
Motor Vehicle Theft	M	0	0	0	0	0	0	0	0	0	1	1	1
	F	1	0	0	0	0	0	0	0	0	1	1	1
Arson	M	0	0	0	0	0	0	0	0	0	0	0	0
	F	0	0	0	0	0	0	0	0	0	0	0	0
Forgery & Counterfeiting	M	0	0	0	0	0	0	0	0	0	0	0	0
	F	0	0	0	0	0	0	0	0	0	0	0	0
Fraud	M	0	0	0	0	0	0	0	0	0	1	1	1
	F	0	0	1	0	0	0	1	0	0	3	3	3
Embezzlement	M	0	0	0	0	0	0	0	0	0	1	1	1
	F	0	0	0	0	0	0	0	0	0	0	0	0
Stolen Property-Buy, Possess, Receive	M	0	0	0	1	0	0	0	0	0	2	2	2
	F	0	0	0	0	0	0	0	0	0	0	0	0
Vandalism	M	0	0	0	0	1	0	0	0	0	1	1	1
	F	0	0	0	0	0	0	0	0	0	0	0	0
Weapons-carrying, possession, etc.	M	0	2	0	0	0	0	1	1	0	4	4	4
	F	0	0	0	0	0	0	0	0	0	0	0	0
Prostitution & Commercialized Vice	M	0	0	0	0	0	0	0	0	0	0	0	0
	F	0	0	0	0	0	0	0	0	0	0	0	0
Other Sex Offenses	M	0	0	1	0	0	0	0	0	0	1	1	1
	F	0	0	0	0	0	0	0	0	0	0	0	0
Drug Abuse Violations	M	2	3	1	0	3	2	0	3	0	15	15	15
	F	0	2	1	0	1	1	1	0	0	7	7	7
Gambling	M	0	0	0	0	0	0	0	0	0	0	0	0
	F	0	0	0	0	0	0	0	0	0	0	0	0
Offenses Against Family & Children	M	0	0	0	0	1	0	0	0	0	1	1	1
	F	0	0	1	0	0	0	0	0	0	1	1	1
Driving Under the Influence	M	0	0	0	0	0	0	0	0	0	1	1	1
	F	0	0	0	0	0	0	0	0	0	0	0	0
Liquor Laws	M	0	0	0	0	0	0	1	0	0	1	1	1
	F	0	0	0	0	0	0	0	0	0	0	0	0
Drunkenness	M	0	0	0	0	0	0	0	0	0	0	0	0
	F	0	0	0	0	0	0	0	0	0	0	0	0
Disorderly Conduct	M	0	0	0	0	0	0	1	0	0	2	2	2
	F	0	0	1	0	1	0	0	0	0	2	2	2
Vagrancy	M	0	0	0	0	0	0	0	0	0	0	0	0
	F	0	0	0	0	0	0	0	0	0	0	0	0
All Other Offenses (except Traffic)	M	2	1	0	1	1	0	0	0	0	7	7	7
	F	0	0	1	1	0	0	0	0	0	3	3	3
Suspicion	M	0	0	0	0	0	0	0	0	0	0	0	0
	F	0	0	0	0	0	0	0	0	0	0	0	0
Curfew and Loitering Law Violations	M	0	0	0	0	0	0	0	0	0	0	0	0
	F	0	0	0	0	0	0	0	0	0	0	0	0
Runaway	M	0	0	0	0	0	0	0	0	0	0	0	0
	F	0	0	0	0	0	0	0	0	0	0	0	0
GRAND TOTAL		7	12	13	6	14	9	9	4	1	95	95	95



# Statewide Arrests by Offense and Age

Lovelock PD

OFFENSE	SEX	9 & Total <18													
		Under	10-12	13-14	15	16	17		18	19	20	21	22	23	24
Murder	M	0	0	0	0	0	0	0	0	0	0	0	0	0	0
	F	0	0	0	0	0	0	0	0	0	0	0	0	0	0
Manslaughter by Negligence	M	0	0	0	0	0	0	0	0	0	0	0	0	0	0
	F	0	0	0	0	0	0	0	0	0	0	0	0	0	0
Forcible Rape	M	0	0	0	0	0	0	0	0	0	0	0	0	0	0
	F	0	0	0	0	0	0	0	0	0	0	0	0	0	0
Robbery	M	0	0	0	0	0	0	0	0	0	0	0	0	0	0
	F	0	0	0	0	0	0	0	0	0	0	0	0	0	0
Aggravated Assault	M	0	0	0	0	0	0	0	0	0	0	0	0	0	0
	F	0	0	0	0	0	0	0	0	0	0	0	0	0	0
Other Assaults	M	0	1	1	0	0	0	2	1	0	0	1	0	1	0
	F	0	0	0	0	0	0	0	0	0	0	0	0	1	0
Burglary	M	0	0	0	1	0	0	1	1	2	0	0	0	0	0
	F	0	0	0	0	0	0	0	0	0	0	0	0	0	1
Larceny--Theft	M	0	0	0	0	0	0	0	0	0	0	0	0	0	0
	F	0	0	0	0	0	0	0	0	0	0	0	0	0	0
Motor Vehicle Theft	M	0	0	0	0	0	0	0	1	0	0	1	0	0	1
	F	0	0	0	0	0	0	0	0	0	0	0	0	0	0
Arson	M	0	0	0	0	0	0	0	0	0	0	0	0	0	0
	F	0	0	0	0	0	0	0	0	0	0	0	0	0	0
Forgery & Counterfeiting	M	0	0	0	0	0	0	0	0	0	0	0	0	0	0
	F	0	0	0	0	0	0	0	0	0	0	0	0	0	0
Fraud	M	0	0	0	0	0	0	0	0	0	0	1	0	0	0
	F	0	0	0	0	0	0	0	0	0	0	0	0	0	0
Embezzlement	M	0	0	0	0	0	0	0	0	0	0	0	0	0	0
	F	0	0	0	0	0	0	0	0	0	0	0	0	0	0
Stolen Property-Buy, Possess, Receive	M	0	0	0	1	1	0	2	0	0	0	0	0	0	0
	F	0	0	0	0	0	0	0	0	0	0	0	0	0	0
Vandalism	M	0	0	0	0	0	0	0	0	0	0	0	1	0	0
	F	0	0	0	0	0	0	0	0	0	0	0	0	0	0
Weapons-carrying, possession, etc.	M	0	0	1	0	0	0	1	0	0	0	0	0	0	0
	F	0	0	0	0	0	0	0	0	0	0	0	0	0	0
Prostitution & Commercialized Vice	M	0	0	0	0	0	0	0	0	0	0	0	0	0	0
	F	0	0	0	0	0	0	0	0	0	0	0	0	0	0
Other Sex Offenses	M	0	0	0	0	0	0	0	0	0	0	0	0	0	0
	F	0	0	0	0	0	0	0	0	0	0	0	0	0	0
Drug Abuse Violations	M	0	0	0	0	0	0	0	0	0	0	0	0	0	2
	F	0	0	0	0	0	0	0	0	0	0	1	0	1	0
Gambling	M	0	0	0	0	0	0	0	0	0	0	0	0	0	0
	F	0	0	0	0	0	0	0	0	0	0	0	0	0	0
Offenses Against Family & Children	M	0	0	0	0	0	0	0	0	0	0	0	0	0	1
	F	0	0	0	0	0	0	0	0	0	0	0	0	0	0
Driving Under the Influence	M	0	0	0	0	0	0	0	0	0	0	0	0	0	0
	F	0	0	0	0	0	0	0	0	0	0	0	0	0	0
Liquor Laws	M	0	0	0	0	1	1	2	1	6	7	0	0	0	0
	F	0	0	0	0	1	0	1	0	1	0	0	0	0	0
Drunkenness	M	0	0	0	0	0	0	0	0	0	0	0	0	0	0
	F	0	0	0	0	0	0	0	0	0	0	0	0	0	0
Disorderly Conduct	M	0	0	0	0	0	0	0	0	0	0	0	0	0	0
	F	0	0	0	0	0	0	0	0	0	0	0	0	0	0
Vagrancy	M	0	0	0	0	0	0	0	0	0	0	0	0	0	0
	F	0	0	0	0	0	0	0	0	0	0	0	0	0	0
All Other Offenses (except Traffic)	M	0	0	1	0	0	0	1	0	1	1	0	2	0	4
	F	0	0	1	0	0	0	1	0	0	0	0	0	0	0
Suspicion	M	0	0	0	0	0	0	0	0	0	0	0	0	0	0
	F	0	0	0	0	0	0	0	0	0	0	0	0	0	0
Curfew and Loitering Law Violations	M	0	0	0	0	0	0	0	0	0	0	0	0	0	0
	F	0	0	0	0	0	0	0	0	0	0	0	0	0	0
Runaway	M	0	0	0	0	0	0	0	0	0	0	0	0	0	0
	F	0	0	0	0	1	0	1	0	0	0	0	0	0	0
GRAND TOTAL		0	1	4	2	4	1	12	4	10	8	4	3	3	9

# Statewide Arrests by Offense and Age

Lovelock PD

OFFENSE	over											Total >18	Grand Total
	SEX	25-29	30-34	35-39	40-44	45-49	50-54	55-59	60-64	64			
Murder	M	0	0	0	0	0	0	0	0	0	0	0	0
	F	0	0	0	0	0	0	0	0	0	0	0	0
Manslaughter by Negligence	M	0	0	0	0	0	0	0	0	0	0	0	0
	F	0	0	0	0	0	0	0	0	0	0	0	0
Forcible Rape	M	0	0	0	0	0	0	0	0	0	0	0	0
	F	0	0	0	0	0	0	0	0	0	0	0	0
Robbery	M	0	0	0	0	0	0	0	0	0	0	0	0
	F	0	0	0	0	0	0	0	0	0	0	0	0
Aggravated Assault	M	0	0	1	0	0	0	0	0	0	1	1	1
	F	0	0	0	0	0	0	0	0	0	0	0	0
Other Assaults	M	3	2	2	0	0	0	0	0	1	11	13	13
	F	1	0	1	1	1	0	0	0	0	5	5	5
Burglary	M	2	0	0	0	0	0	0	0	0	5	6	6
	F	0	2	0	0	0	0	0	0	0	3	3	3
Larceny--Theft	M	0	0	0	0	0	0	0	0	0	0	0	0
	F	0	0	0	0	0	0	0	0	0	0	0	0
Motor Vehicle Theft	M	1	0	0	0	0	0	0	0	0	4	4	4
	F	0	0	0	0	0	0	0	0	0	0	0	0
Arson	M	0	0	0	0	0	0	0	0	0	0	0	0
	F	0	0	0	0	0	0	0	0	0	0	0	0
Forgery & Counterfeiting	M	0	0	0	0	0	0	0	0	0	0	0	0
	F	0	0	0	0	0	0	0	0	0	0	0	0
Fraud	M	0	0	0	0	0	0	0	0	0	1	1	1
	F	0	0	0	0	0	0	0	0	0	0	0	0
Embezzlement	M	1	0	0	0	0	0	0	0	0	1	1	1
	F	0	0	0	0	0	0	0	0	0	0	0	0
Stolen Property-Buy, Possess, Receive	M	0	0	0	0	0	0	0	0	0	0	2	2
	F	0	0	0	0	0	0	0	0	0	0	0	0
Vandalism	M	0	0	0	0	0	0	0	0	0	1	1	1
	F	0	0	0	0	0	0	0	0	0	0	0	0
Weapons-carrying, possession, etc.	M	0	0	0	1	0	0	0	0	0	1	2	2
	F	0	0	0	0	0	0	0	0	0	0	0	0
Prostitution & Commercialized Vice	M	0	0	0	0	0	0	0	0	0	0	0	0
	F	0	0	0	0	0	0	0	0	0	0	0	0
Other Sex Offenses	M	0	0	0	0	0	0	0	0	0	0	0	0
	F	0	0	0	0	0	0	0	0	0	0	0	0
Drug Abuse Violations	M	1	0	0	0	0	0	0	0	0	3	3	3
	F	0	0	0	0	0	0	0	0	0	2	2	2
Gambling	M	0	0	0	0	0	0	0	0	0	0	0	0
	F	0	0	0	0	0	0	0	0	0	0	0	0
Offenses Against Family & Children	M	0	0	0	0	0	0	0	0	0	1	1	1
	F	0	0	0	0	0	0	0	0	0	0	0	0
Driving Under the Influence	M	0	0	0	0	0	0	0	0	0	0	0	0
	F	0	0	0	0	0	0	0	0	0	0	0	0
Liquor Laws	M	0	0	0	0	0	0	0	0	0	14	16	16
	F	0	0	0	0	0	0	0	0	0	1	2	2
Drunkenness	M	0	0	0	0	0	0	0	0	0	0	0	0
	F	0	0	0	0	0	0	0	0	0	0	0	0
Disorderly Conduct	M	0	0	0	0	0	0	0	0	0	0	0	0
	F	0	0	1	0	0	0	0	0	0	1	1	1
Vagrancy	M	0	0	0	0	0	0	0	0	0	0	0	0
	F	0	0	0	0	0	0	0	0	0	0	0	0
All Other Offenses (except Traffic)	M	1	2	1	1	1	0	1	0	0	15	16	16
	F	1	0	1	1	0	0	0	0	0	3	4	4
Suspicion	M	0	0	0	0	0	0	0	0	0	0	0	0
	F	0	0	0	0	0	0	0	0	0	0	0	0
Curfew and Loitering Law Violations	M	0	0	0	0	0	0	0	0	0	0	0	0
	F	0	0	0	0	0	0	0	0	0	0	0	0
Runaway	M	0	0	0	0	0	0	0	0	0	0	0	0
	F	0	0	0	0	0	0	0	0	0	0	1	1
GRAND TOTAL		11	6	7	4	2	0	1	0	1	73	85	85

# Statewide Arrests by Offense and Age

Lyon Co SO

OFFENSE	9 & Under															
	SEX	Under	10-12	13-14	15	16	17	Total <18	18	19	20	21	22	23	24	
Murder	M	0	0	0	0	0	0	0	0	0	0	0	0	0	0	
	F	0	0	0	0	0	0	0	0	0	0	0	0	0	0	
Manslaughter by Negligence	M	0	0	0	0	0	0	0	0	0	0	0	0	0	0	
	F	0	0	0	0	0	0	0	0	0	0	0	0	0	0	
Forcible Rape	M	0	0	0	0	0	0	0	0	1	0	0	0	0	0	
	F	0	0	0	0	0	0	0	0	0	0	0	0	0	0	
Robbery	M	0	0	0	0	0	0	0	0	0	0	0	0	0	0	
	F	0	0	0	0	0	0	0	0	0	0	0	0	0	0	
Aggravated Assault	M	0	0	1	0	0	0	1	0	1	0	1	2	3	0	
	F	0	0	0	0	0	0	0	0	0	0	0	1	1	1	
Other Assaults	M	0	0	2	0	2	2	6	2	1	1	1	3	4	2	
	F	1	0	1	0	1	0	3	1	0	0	1	3	0	0	
Burglary	M	0	0	0	2	1	2	5	2	1	1	0	1	2	0	
	F	0	0	0	0	0	0	0	0	0	0	0	1	0	0	
Larceny--Theft	M	0	1	4	4	2	1	12	3	4	5	3	1	4	7	
	F	0	0	2	0	4	3	9	3	3	3	1	1	4	4	
Motor Vehicle Theft	M	0	0	1	0	0	0	1	0	0	0	1	0	0	1	
	F	0	0	0	0	0	0	0	0	0	0	0	0	0	0	
Arson	M	0	0	1	0	0	0	1	0	0	0	0	0	0	0	
	F	0	0	0	0	0	0	0	0	0	0	0	0	0	0	
Forgery & Counterfeiting	M	0	0	0	0	0	0	0	0	0	1	0	0	0	0	
	F	0	0	0	0	0	0	0	0	0	0	0	0	0	0	
Fraud	M	0	0	0	0	0	0	0	0	0	0	0	0	1	1	
	F	0	0	0	0	0	0	0	0	0	0	0	1	0	0	
Embezzlement	M	0	0	0	0	0	0	0	0	0	0	1	0	0	1	
	F	0	0	0	0	0	0	0	0	0	0	0	0	0	0	
Stolen Property-Buy, Possess, Receive	M	0	0	1	0	0	0	1	1	0	2	2	1	0	0	
	F	0	0	0	0	0	0	0	0	0	1	1	2	0	0	
Vandalism	M	0	0	1	0	0	0	1	0	3	0	1	1	0	0	
	F	0	0	0	0	0	0	0	0	0	0	1	0	0	1	
Weapons-carrying, possession, etc.	M	0	0	0	0	0	0	0	0	0	0	1	0	1	0	
	F	0	0	0	0	0	0	0	0	0	0	0	0	0	0	
Prostitution & Commercialized Vice	M	0	0	0	0	0	0	0	0	0	0	0	0	0	0	
	F	0	0	0	0	0	0	0	0	0	0	0	0	0	0	
Other Sex Offenses	M	0	0	0	0	0	0	0	1	0	0	0	0	0	0	
	F	0	0	0	0	0	0	0	0	0	0	0	0	0	0	
Drug Abuse Violations	M	0	0	4	4	4	4	16	1	6	2	1	1	2	1	
	F	0	0	2	1	1	0	4	0	0	0	2	0	2	1	
Gambling	M	0	0	0	0	0	0	0	0	0	0	0	0	0	0	
	F	0	0	0	0	0	0	0	0	0	0	0	0	0	0	
Offenses Against Family & Children	M	0	0	0	0	0	0	0	2	0	0	0	1	0	1	
	F	0	0	0	0	0	0	0	0	0	0	1	0	1	0	
Driving Under the Influence	M	0	0	0	0	0	0	0	1	3	3	1	4	2	3	
	F	0	0	0	0	0	0	0	0	0	1	0	1	0	0	
Liquor Laws	M	0	1	1	10	1	4	17	8	7	2	0	0	0	0	
	F	0	0	2	0	2	0	4	1	1	0	0	0	0	0	
Drunkenness	M	0	0	0	0	0	0	0	0	0	0	0	0	0	0	
	F	0	0	0	0	0	0	0	0	0	0	0	0	0	0	
Disorderly Conduct	M	0	0	0	1	0	1	2	0	0	0	1	0	2	1	
	F	0	0	0	0	0	0	0	0	0	0	0	0	0	0	
Vagrancy	M	0	0	0	0	0	0	0	0	0	0	0	0	0	0	
	F	0	0	0	0	0	0	0	0	0	0	0	0	0	0	
All Other Offenses (except Traffic)	M	0	0	4	2	3	4	13	6	8	5	13	3	8	4	
	F	0	0	0	0	0	0	0	2	2	1	1	2	0	2	
Suspicion	M	0	0	0	0	0	0	0	0	0	0	0	0	0	0	
	F	0	0	0	0	0	0	0	0	0	0	0	0	0	0	
Curfew and Loitering Law Violations	M	0	0	0	0	0	0	0	0	0	0	0	0	0	0	
	F	0	0	0	0	0	0	0	0	0	0	0	0	0	0	
Runaway	M	0	0	1	1	0	0	2	0	0	0	0	0	0	0	
	F	0	0	1	0	3	0	4	0	0	0	0	0	0	0	
GRAND TOTAL		1	2	29	25	24	21	102	34	41	28	35	30	37	31	

# Statewide Arrests by Offense and Age

Lyon Co SO

OFFENSE	over										Total >18	Grand Total
	SEX	25-29	30-34	35-39	40-44	45-49	50-54	55-59	60-64	64		
Murder	M	1	0	0	0	0	0	0	0	0	1	1
	F	0	0	0	0	0	0	0	0	0	0	0
Manslaughter by Negligence	M	0	0	0	0	0	0	0	0	0	0	0
	F	0	0	0	0	0	0	0	0	0	0	0
Forcible Rape	M	1	1	0	0	0	0	0	0	0	3	3
	F	0	0	0	0	0	0	0	0	0	0	0
Robbery	M	0	0	0	0	0	2	0	0	0	2	2
	F	0	1	0	0	0	0	0	0	0	1	1
Aggravated Assault	M	3	3	3	2	1	1	0	3	0	23	24
	F	0	0	2	2	1	1	0	0	0	9	9
Other Assaults	M	13	16	16	10	15	4	1	2	3	94	100
	F	9	4	3	3	5	5	1	1	0	36	39
Burglary	M	7	4	3	3	2	0	1	0	0	27	32
	F	4	1	1	3	0	0	1	0	0	11	11
Larceny--Theft	M	16	8	7	5	7	3	3	0	0	76	88
	F	14	8	7	8	5	2	6	0	1	70	79
Motor Vehicle Theft	M	0	0	0	0	1	0	2	0	0	5	6
	F	1	0	0	0	0	0	0	0	1	2	2
Arson	M	0	0	0	0	0	0	0	0	0	0	1
	F	0	0	0	0	0	0	0	0	0	0	0
Forgery & Counterfeiting	M	0	0	0	2	0	0	0	0	0	3	3
	F	1	0	0	2	0	0	0	0	0	3	3
Fraud	M	1	0	0	1	0	1	1	1	0	7	7
	F	0	2	0	2	0	1	0	1	0	7	7
Embezzlement	M	0	1	0	0	0	0	0	0	0	3	3
	F	0	0	0	0	0	1	0	0	0	1	1
Stolen Property-Buy, Possess, Receive	M	7	4	6	0	1	1	0	0	0	25	26
	F	0	0	2	0	0	1	0	0	0	7	7
Vandalism	M	2	2	2	0	0	0	0	0	0	11	12
	F	2	3	0	0	0	0	0	0	0	7	7
Weapons-carrying, possession, etc.	M	1	3	2	1	0	0	1	0	0	10	10
	F	2	0	0	0	0	0	0	0	0	2	2
Prostitution & Commercialized Vice	M	0	0	0	0	1	0	0	0	0	1	1
	F	0	0	0	0	0	0	0	0	0	0	0
Other Sex Offenses	M	0	0	0	1	0	0	0	0	0	2	2
	F	0	0	0	0	0	0	0	0	0	0	0
Drug Abuse Violations	M	8	10	1	5	3	3	0	0	1	45	61
	F	1	4	3	3	2	5	0	0	0	23	27
Gambling	M	0	0	0	0	0	0	0	0	0	0	0
	F	0	0	0	0	0	0	0	0	0	0	0
Offenses Against Family & Children	M	2	0	1	0	0	0	0	0	0	7	7
	F	4	0	0	0	0	0	0	0	0	6	6
Driving Under the Influence	M	6	9	1	7	7	3	7	2	3	62	62
	F	1	0	2	0	2	3	0	1	1	12	12
Liquor Laws	M	0	1	1	0	2	0	0	0	0	21	38
	F	1	0	1	0	0	0	0	0	0	4	8
Drunkenness	M	0	0	0	2	0	0	0	0	0	2	2
	F	0	0	0	1	0	0	0	0	0	1	1
Disorderly Conduct	M	5	4	1	0	2	1	0	1	0	18	20
	F	0	0	0	0	1	0	0	0	0	1	1
Vagrancy	M	0	0	0	0	0	0	0	0	0	0	0
	F	0	0	1	0	0	0	0	0	0	1	1
All Other Offenses (except Traffic)	M	29	25	14	15	6	13	3	2	2	156	169
	F	4	6	5	5	6	2	3	0	0	41	41
Suspicion	M	0	0	0	0	0	0	0	0	0	0	0
	F	0	0	0	0	0	0	0	0	0	0	0
Curfew and Loitering Law Violations	M	0	0	0	0	0	0	0	0	0	0	0
	F	0	0	0	0	0	0	0	0	0	0	0
Runaway	M	0	0	0	0	0	0	0	0	0	0	2
	F	0	0	0	0	0	0	0	0	0	0	4
GRAND TOTAL		146	120	85	83	70	53	30	14	12	849	951

# Statewide Arrests by Offense and Age

Mesquite PD

OFFENSE	SEX	9 & Total <18														
		Under	10-12	13-14	15	16	17		18	19	20	21	22	23	24	
Murder	M	0	0	0	0	0	0	0	0	0	0	0	0	0	0	
	F	0	0	0	0	0	0	0	0	0	0	0	0	0	0	
Manslaughter by Negligence	M	0	0	0	0	0	0	0	0	0	0	0	0	0	0	
	F	0	0	0	0	0	0	0	0	0	0	0	0	0	0	
Forcible Rape	M	0	0	0	0	0	0	0	0	0	0	0	0	0	0	
	F	0	0	0	0	0	0	0	0	0	0	0	0	0	0	
Robbery	M	0	0	0	0	0	0	0	0	0	0	0	0	0	0	
	F	0	0	0	0	0	0	0	0	0	0	0	0	0	0	
Aggravated Assault	M	0	0	0	0	0	0	0	0	0	0	0	0	0	0	
	F	0	0	0	0	0	0	0	0	0	0	0	0	0	0	
Other Assaults	M	0	0	3	0	1	1	5	3	2	3	0	0	0	0	3
	F	0	0	0	0	0	0	0	1	1	1	3	1	2	2	
Burglary	M	0	0	0	0	2	0	2	1	0	1	2	0	0	0	0
	F	0	0	0	0	0	0	0	0	0	0	1	1	0	1	
Larceny--Theft	M	0	0	0	2	1	2	5	0	0	2	0	1	0	1	
	F	0	2	0	0	0	0	2	0	1	0	3	1	0	0	
Motor Vehicle Theft	M	0	0	0	0	0	0	0	0	0	0	0	0	0	0	
	F	0	0	0	0	0	0	0	0	0	0	0	0	0	0	
Arson	M	0	0	0	0	0	0	0	0	0	0	0	0	0	0	
	F	0	0	0	0	0	0	0	0	0	0	0	0	0	0	
Forgery & Counterfeiting	M	0	0	0	0	0	0	0	0	0	0	0	1	0	0	
	F	0	0	0	0	0	0	0	0	0	0	0	0	1	0	
Fraud	M	0	0	0	0	0	0	0	1	0	0	1	0	0	0	
	F	0	0	0	0	0	0	0	0	0	0	0	0	0	0	
Embezzlement	M	0	0	0	0	0	0	0	0	0	0	0	0	0	0	
	F	0	0	0	0	0	0	0	0	0	0	0	1	0	0	
Stolen Property-Buy, Possess, Receive	M	0	0	0	0	0	0	0	1	1	0	0	0	0	0	
	F	0	0	0	0	0	0	0	0	0	0	0	0	0	0	
Vandalism	M	0	0	1	3	1	1	6	2	0	1	0	0	0	1	
	F	0	0	0	0	0	0	0	0	0	0	0	0	0	0	
Weapons-carrying, possession, etc.	M	0	0	0	0	0	0	0	0	1	0	0	0	0	0	
	F	0	0	0	0	0	0	0	0	0	0	0	0	0	0	
Prostitution & Commercialized Vice	M	0	0	0	0	0	0	0	0	0	0	0	0	0	0	
	F	0	0	0	0	0	0	0	0	0	0	0	0	0	0	
Other Sex Offenses	M	0	0	0	0	0	0	0	0	2	0	0	0	1	0	
	F	0	0	0	0	0	0	0	0	0	0	0	0	0	0	
Drug Abuse Violations	M	0	0	0	0	1	0	1	9	9	7	14	10	3	7	
	F	0	0	0	1	1	2	4	2	5	2	1	2	2	1	
Gambling	M	0	0	0	0	1	0	1	4	7	10	0	0	0	0	
	F	0	0	0	0	0	1	1	3	1	9	0	0	0	0	
Offenses Against Family & Children	M	0	0	0	0	0	0	0	0	0	0	0	0	0	0	
	F	0	0	0	0	0	0	0	0	2	2	0	0	0	0	
Driving Under the Influence	M	0	0	0	0	0	0	0	1	0	0	2	3	1	1	
	F	0	0	0	0	0	0	0	0	0	0	0	0	0	0	
Liquor Laws	M	0	0	3	0	0	8	11	6	11	8	0	0	0	0	
	F	0	0	4	2	2	3	11	3	6	1	0	0	0	0	
Drunkenness	M	0	0	0	0	0	0	0	0	1	0	0	0	0	0	
	F	0	0	0	0	0	0	0	0	0	0	0	0	0	0	
Disorderly Conduct	M	0	0	0	0	0	0	0	0	1	0	2	0	0	3	
	F	0	0	0	0	0	1	1	0	0	1	0	0	0	0	
Vagrancy	M	0	0	0	0	0	0	0	0	0	0	0	0	0	0	
	F	0	0	0	0	0	0	0	0	0	0	0	0	0	0	
All Other Offenses (except Traffic)	M	0	0	0	0	1	1	2	0	2	3	0	3	1	3	
	F	0	0	0	0	0	0	0	0	0	0	1	1	0	1	
Suspicion	M	0	0	0	0	0	0	0	0	0	0	0	0	0	0	
	F	0	0	0	0	0	0	0	0	0	0	0	0	0	0	
Curfew and Loitering Law Violations	M	0	0	0	0	0	0	0	0	0	0	0	0	0	0	
	F	0	0	0	1	0	1	2	0	0	0	0	0	0	0	
Runaway	M	0	0	0	0	0	0	0	0	0	0	0	0	0	0	
	F	0	0	0	0	0	0	0	0	0	0	0	0	0	0	
GRAND TOTAL		0	2	11	9	11	21	54	37	53	51	30	25	11	24	

# Statewide Arrests by Offense and Age

Mesquite PD

OFFENSE	over										Total >18	Grand Total
	SEX	25-29	30-34	35-39	40-44	45-49	50-54	55-59	60-64	64		
Murder	M	0	1	0	0	0	0	0	0	0	1	1
	F	0	0	0	0	0	0	0	0	0	0	0
Manslaughter by Negligence	M	0	0	0	0	0	0	0	0	0	0	0
	F	0	1	0	0	0	0	0	0	0	1	1
Forcible Rape	M	0	0	0	0	0	0	0	0	0	0	0
	F	0	0	0	0	0	0	0	0	0	0	0
Robbery	M	0	0	0	0	0	0	0	0	0	0	0
	F	0	0	0	0	0	0	0	0	0	0	0
Aggravated Assault	M	2	0	1	0	0	0	0	0	0	3	3
	F	0	0	0	0	0	0	1	0	0	1	1
Other Assaults	M	13	10	4	4	3	6	3	1	2	57	62
	F	3	6	5	3	2	2	0	0	1	33	33
Burglary	M	2	1	2	1	1	1	0	0	0	12	14
	F	3	1	1	2	0	0	0	0	0	10	10
Larceny--Theft	M	6	8	0	0	0	1	0	0	2	21	26
	F	2	0	4	0	0	1	0	1	1	14	16
Motor Vehicle Theft	M	0	0	0	0	0	0	0	0	0	0	0
	F	0	0	0	0	0	0	0	0	0	0	0
Arson	M	0	0	0	0	0	0	0	0	0	0	0
	F	0	0	0	1	0	0	0	0	0	1	1
Forgery & Counterfeiting	M	0	0	0	1	0	0	0	0	0	2	2
	F	0	0	0	0	0	0	0	0	0	1	1
Fraud	M	1	1	1	0	0	1	0	0	0	6	6
	F	0	0	0	1	0	0	0	0	0	1	1
Embezzlement	M	0	0	0	0	0	0	0	0	0	0	0
	F	0	0	0	0	0	0	0	0	0	1	1
Stolen Property-Buy, Possess, Receive	M	2	1	0	0	0	0	1	0	0	6	6
	F	2	0	0	0	0	1	0	0	0	3	3
Vandalism	M	1	1	1	2	1	0	0	0	0	10	16
	F	0	0	0	0	0	0	0	0	0	0	0
Weapons-carrying, possession, etc.	M	2	2	0	2	0	1	0	1	0	9	9
	F	0	0	1	0	0	0	0	0	0	1	1
Prostitution & Commercialized Vice	M	0	0	0	0	0	0	0	0	0	0	0
	F	0	0	0	0	0	0	0	0	0	0	0
Other Sex Offenses	M	0	0	0	0	0	0	0	0	0	3	3
	F	0	0	0	0	0	0	0	0	0	0	0
Drug Abuse Violations	M	35	17	14	9	6	8	4	2	0	154	155
	F	11	9	9	6	5	6	0	1	1	63	67
Gambling	M	0	0	0	0	0	0	0	0	0	21	22
	F	0	0	0	0	0	0	0	0	0	13	14
Offenses Against Family & Children	M	0	0	0	0	1	0	0	0	0	1	1
	F	0	1	1	0	0	0	0	0	0	6	6
Driving Under the Influence	M	5	3	3	6	2	6	6	6	6	51	51
	F	1	3	1	2	4	2	1	2	0	16	16
Liquor Laws	M	0	1	0	0	0	0	0	0	0	26	37
	F	0	1	0	0	0	0	0	0	0	11	22
Drunkenness	M	0	0	0	0	0	0	0	0	0	1	1
	F	0	0	0	0	0	0	0	0	0	0	0
Disorderly Conduct	M	10	2	5	5	3	7	10	1	5	54	54
	F	2	4	2	2	1	3	0	0	1	16	17
Vagrancy	M	0	0	0	1	0	0	0	0	0	1	1
	F	0	0	0	0	0	0	0	0	0	0	0
All Other Offenses (except Traffic)	M	8	9	7	10	6	7	13	2	13	87	89
	F	1	7	3	0	0	2	0	0	1	17	17
Suspicion	M	0	0	0	0	0	0	0	0	0	0	0
	F	0	0	0	0	0	0	0	0	0	0	0
Curfew and Loitering Law Violations	M	0	0	0	0	0	0	0	0	0	0	0
	F	0	0	0	0	0	0	0	0	0	0	2
Runaway	M	0	0	0	0	0	0	0	0	0	0	0
	F	0	0	0	0	0	0	0	0	0	0	0
GRAND TOTAL		112	90	65	58	35	55	39	17	33	735	789



# Statewide Arrests by Offense and Age

North Las Vegas PD

OFFENSE	9 & Under															
	SEX	Under	10-12	13-14	15	16	17	Total <18	18	19	20	21	22	23	24	
Murder	M	0	0	0	0	1	1	2	1	0	0	1	1	1	0	
	F	0	0	0	0	0	0	0	0	0	0	0	0	1	0	
Manslaughter by Negligence	M	0	0	0	0	0	0	0	0	0	0	0	0	0	0	
	F	0	0	0	0	0	0	0	0	0	0	0	0	0	0	
Forcible Rape	M	0	0	5	0	0	2	7	3	1	1	0	0	0	0	
	F	1	0	0	0	0	0	1	0	0	0	0	0	0	0	
Robbery	M	0	1	4	4	7	5	21	11	8	3	4	10	9	1	
	F	0	0	1	0	0	1	2	0	1	4	0	0	0	1	
Aggravated Assault	M	1	4	17	10	20	16	68	13	8	13	16	11	16	22	
	F	0	1	6	5	8	5	25	3	5	8	3	5	6	7	
Other Assaults	M	0	9	23	22	19	19	92	9	9	14	21	16	21	12	
	F	0	2	21	10	17	16	66	3	6	10	12	19	8	10	
Burglary	M	1	11	11	14	20	18	75	22	12	9	13	6	10	8	
	F	0	0	1	1	3	1	6	1	1	3	3	0	0	4	
Larceny--Theft	M	0	11	42	27	21	16	117	22	25	18	13	21	5	16	
	F	1	4	17	18	16	25	81	18	16	13	16	9	15	10	
Motor Vehicle Theft	M	0	1	5	3	4	2	15	1	5	3	0	9	0	3	
	F	0	0	0	1	3	2	6	0	0	0	0	1	0	1	
Arson	M	0	1	0	0	0	0	1	1	0	1	0	0	0	0	
	F	0	0	0	0	0	0	0	0	0	0	0	0	0	0	
Forgery & Counterfeiting	M	0	0	0	0	0	0	0	0	0	2	0	0	3	1	
	F	0	0	0	0	0	0	0	0	0	1	1	0	0	1	
Fraud	M	0	0	0	0	1	1	2	2	2	1	0	0	4	0	
	F	0	1	1	0	0	0	2	0	0	0	0	1	0	0	
Embezzlement	M	0	0	0	0	0	0	0	0	0	0	0	0	1	2	
	F	0	0	0	0	0	0	0	1	1	0	1	2	1	0	
Stolen Property-Buy, Possess, Receive	M	0	2	3	9	7	2	23	7	10	2	8	6	7	4	
	F	0	0	1	1	2	3	7	2	2	2	0	0	2	1	
Vandalism	M	0	6	40	17	12	6	81	6	8	2	2	1	3	2	
	F	1	2	3	2	1	3	12	0	2	1	1	1	0	1	
Weapons-carrying, possession, etc.	M	0	0	1	2	4	6	13	2	7	3	5	7	3	5	
	F	0	0	0	0	0	0	0	0	0	0	0	0	0	1	
Prostitution & Commercialized Vice	M	0	0	0	0	0	0	0	1	0	0	0	0	0	0	
	F	0	0	0	1	0	0	1	0	0	0	0	0	0	0	
Other Sex Offenses	M	0	1	1	0	1	0	3	0	0	2	1	0	0	1	
	F	0	0	0	0	0	0	0	0	0	0	0	0	0	0	
Drug Abuse Violations	M	2	0	14	18	32	56	122	80	66	81	58	57	59	29	
	F	0	0	1	3	1	6	11	7	14	10	12	10	11	7	
Gambling	M	0	0	0	0	0	0	0	0	0	0	0	0	0	0	
	F	0	0	0	0	0	0	0	0	0	0	0	0	0	0	
Offenses Against Family & Children	M	0	0	0	0	0	1	1	24	6	4	1	7	1	0	
	F	0	0	0	0	0	0	0	3	0	2	1	1	0	1	
Driving Under the Influence	M	0	0	0	0	2	3	5	2	6	7	12	13	12	7	
	F	0	0	0	0	0	0	0	1	0	3	7	3	2	2	
Liquor Laws	M	0	0	1	2	4	7	14	1	5	4	1	1	1	3	
	F	0	0	0	0	0	1	1	1	0	0	0	1	0	1	
Drunkenness	M	0	0	0	0	0	0	0	0	0	0	1	0	0	0	
	F	0	0	0	0	0	0	0	0	0	0	0	0	0	0	
Disorderly Conduct	M	0	3	1	0	0	2	6	2	1	3	0	1	4	2	
	F	0	1	1	1	2	3	8	1	0	0	1	0	0	1	
Vagrancy	M	0	0	0	0	0	0	0	0	0	0	0	0	0	0	
	F	0	0	0	0	0	0	0	0	0	0	0	0	0	0	
All Other Offenses (except Traffic)	M	2	16	58	61	56	59	252	55	76	71	73	107	72	81	
	F	1	2	16	15	15	15	64	17	11	13	23	21	23	18	
Suspicion	M	0	0	0	0	0	0	0	0	0	0	0	0	0	0	
	F	0	0	0	0	0	0	0	0	0	0	0	0	0	0	
Curfew and Loitering Law Violations	M	0	0	0	0	0	0	0	0	0	0	0	0	0	0	
	F	0	0	0	0	0	0	0	0	0	0	0	0	0	0	
Runaway	M	0	0	0	0	0	0	0	0	0	0	0	0	0	0	
	F	0	0	0	0	0	0	0	0	0	0	0	0	0	0	
GRAND TOTAL		10	79	295	247	279	303	1,213	323	314	314	311	348	301	266	

# Statewide Arrests by Offense and Age

North Las Vegas PD

OFFENSE	over										Total >18	Grand Total
	SEX	25-29	30-34	35-39	40-44	45-49	50-54	55-59	60-64	64		
Murder	M	0	1	1	1	1	0	0	0	0	8	10
	F	0	0	0	0	0	0	0	0	0	1	1
Manslaughter by Negligence	M	0	0	0	0	0	0	0	0	0	0	0
	F	0	0	0	0	0	0	0	0	0	0	0
Forcible Rape	M	3	0	1	0	2	0	0	0	0	11	18
	F	0	0	0	0	0	0	0	0	0	0	1
Robbery	M	15	3	5	1	6	1	1	0	0	78	99
	F	4	2	2	1	0	2	1	0	0	18	20
Aggravated Assault	M	57	62	51	24	37	19	15	8	11	383	451
	F	19	23	15	10	10	10	2	2	1	129	154
Other Assaults	M	75	61	40	49	31	23	17	7	3	408	500
	F	38	35	31	24	20	12	4	0	0	232	298
Burglary	M	19	24	13	8	7	7	3	0	1	162	237
	F	12	8	4	0	0	1	0	1	0	38	44
Larceny--Theft	M	49	38	29	29	46	17	9	6	5	348	465
	F	48	60	25	29	17	12	7	2	4	301	382
Motor Vehicle Theft	M	10	6	2	4	1	0	0	0	0	44	59
	F	2	3	0	0	0	0	0	0	0	7	13
Arson	M	0	0	0	0	0	0	0	0	0	2	3
	F	0	0	0	0	0	0	0	0	0	0	0
Forgery & Counterfeiting	M	3	2	0	2	3	0	1	0	0	17	17
	F	1	3	1	1	2	1	1	0	0	13	13
Fraud	M	9	12	5	1	2	3	1	1	2	45	47
	F	5	4	1	0	4	0	1	0	0	16	18
Embezzlement	M	3	2	1	0	0	1	1	0	0	11	11
	F	1	1	1	1	0	1	1	1	0	13	13
Stolen Property-Buy, Possess, Receive	M	22	15	9	3	7	3	5	1	0	109	132
	F	5	7	1	1	1	4	0	0	0	28	35
Vandalism	M	9	5	1	3	3	4	1	1	0	51	132
	F	4	2	3	1	1	1	0	0	0	18	30
Weapons-carrying, possession, etc.	M	12	6	5	5	4	2	0	0	0	66	79
	F	2	2	1	0	0	1	0	0	0	7	7
Prostitution & Commercialized Vice	M	0	0	1	0	1	0	0	0	0	3	3
	F	0	0	0	0	0	0	0	0	0	0	1
Other Sex Offenses	M	1	0	1	1	1	0	0	0	0	8	11
	F	0	0	0	0	0	0	0	0	0	0	0
Drug Abuse Violations	M	187	144	83	64	55	46	22	7	2	1,040	1,162
	F	31	30	23	12	16	7	2	2	0	194	205
Gambling	M	0	0	0	0	0	0	0	0	0	0	0
	F	0	0	0	0	0	0	0	0	0	0	0
Offenses Against Family & Children	M	1	0	1	0	0	0	0	0	0	45	46
	F	4	2	3	0	0	0	0	0	0	17	17
Driving Under the Influence	M	55	51	27	37	20	17	14	7	6	293	298
	F	16	6	9	8	4	10	3	1	3	78	78
Liquor Laws	M	6	9	6	4	5	8	4	3	1	62	76
	F	2	2	1	1	0	1	0	0	0	10	11
Drunkenness	M	0	3	0	4	1	0	0	0	0	9	9
	F	0	1	1	1	1	0	0	0	0	4	4
Disorderly Conduct	M	4	4	3	9	8	1	3	1	0	46	52
	F	6	3	6	6	2	2	0	0	0	28	36
Vagrancy	M	0	0	0	0	0	0	0	0	0	0	0
	F	0	0	0	0	0	0	0	0	0	0	0
All Other Offenses (except Traffic)	M	331	276	185	196	175	133	93	35	14	1,973	2,225
	F	81	96	68	61	33	39	15	2	2	523	587
Suspicion	M	0	0	0	0	0	0	0	0	0	0	0
	F	0	0	0	0	0	0	0	0	0	0	0
Curfew and Loitering Law Violations	M	0	0	0	0	0	0	0	0	0	0	0
	F	0	0	0	0	0	0	0	0	0	0	0
Runaway	M	0	0	0	0	0	0	0	0	0	0	0
	F	0	0	0	0	0	0	0	0	0	0	0
GRAND TOTAL		1,152	1,014	666	602	527	389	227	88	55	6,897	8,110

# Statewide Arrests by Offense and Age

Nye Co SO

OFFENSE															
	SEX	9 & Under	10 -12	13-14	15	16	17	Total <18	18	19	20	21	22	23	24
Murder	M	0	0	0	0	0	0	0	0	0	0	0	0	0	0
	F	0	0	0	0	0	0	0	0	0	0	0	0	0	0
Manslaughter by Negligence	M	0	0	0	0	0	0	0	0	0	0	0	0	0	0
	F	0	0	0	0	0	0	0	0	0	0	0	0	0	0
Forcible Rape	M	0	0	0	0	0	1	1	0	0	0	0	0	0	1
	F	0	0	0	0	0	0	0	0	0	0	0	0	0	0
Robbery	M	0	0	0	0	0	0	0	0	0	0	0	1	1	0
	F	0	0	0	0	0	0	0	0	0	0	0	0	0	0
Aggravated Assault	M	0	0	0	1	0	1	2	0	0	0	1	4	0	3
	F	0	0	3	2	0	0	5	2	1	0	0	0	0	1
Other Assaults	M	2	4	2	5	3	3	19	0	0	1	1	3	4	2
	F	0	0	1	4	3	2	10	0	0	0	0	2	1	0
Burglary	M	0	0	0	0	1	0	1	0	0	1	0	0	1	1
	F	0	0	0	0	1	1	2	0	0	0	0	0	0	0
Larceny--Theft	M	0	0	0	3	3	3	9	1	5	5	5	2	0	0
	F	0	0	0	0	0	2	2	0	1	0	0	2	2	3
Motor Vehicle Theft	M	0	0	0	0	0	1	1	1	0	0	0	0	1	1
	F	0	0	0	2	1	0	3	0	0	0	0	0	1	1
Arson	M	0	0	0	0	0	0	0	0	0	0	0	0	0	0
	F	0	0	0	0	0	0	0	0	0	0	0	0	0	0
Forgery & Counterfeiting	M	0	0	0	0	0	0	0	0	0	0	0	0	1	0
	F	0	0	0	0	0	0	0	0	0	0	0	0	0	0
Fraud	M	0	0	0	0	0	0	0	1	0	1	2	0	2	1
	F	0	0	0	0	0	0	0	0	0	1	1	1	1	0
Embezzlement	M	0	0	0	0	0	0	0	0	0	1	0	0	0	0
	F	0	0	0	0	0	0	0	0	0	0	0	0	0	0
Stolen Property-Buy, Possess, Receive	M	0	0	0	0	0	0	0	0	0	1	0	0	1	0
	F	0	0	0	0	0	0	0	0	1	0	0	0	0	0
Vandalism	M	1	1	0	0	1	0	3	0	1	0	0	0	0	1
	F	0	0	0	0	0	1	1	0	0	0	0	0	0	1
Weapons-carrying, possession, etc.	M	0	0	0	1	0	0	1	1	0	0	1	1	0	0
	F	0	0	0	0	0	0	0	1	1	0	1	0	0	0
Prostitution & Commercialized Vice	M	0	0	0	0	0	0	0	0	0	0	0	0	0	0
	F	0	0	0	0	0	0	0	0	0	0	0	0	0	0
Other Sex Offenses	M	0	1	2	0	0	0	3	1	2	1	0	0	1	0
	F	0	0	0	0	0	0	0	0	0	0	0	0	0	0
Drug Abuse Violations	M	0	0	1	3	3	6	13	5	8	1	2	6	10	9
	F	0	0	0	3	2	0	5	1	1	5	7	5	5	2
Gambling	M	0	0	0	0	0	0	0	0	0	0	0	0	0	0
	F	0	0	0	0	0	0	0	0	0	0	0	0	0	0
Offenses Against Family & Children	M	2	1	2	1	0	2	8	1	0	0	3	0	0	2
	F	1	0	0	0	3	0	4	0	1	0	0	0	0	2
Driving Under the Influence	M	0	0	0	0	0	1	1	0	3	3	1	4	6	1
	F	0	0	0	0	1	0	1	0	1	0	0	1	1	2
Liquor Laws	M	0	0	1	0	1	0	2	2	0	1	0	1	0	0
	F	0	0	0	0	0	2	2	0	0	0	0	0	0	0
Drunkenness	M	0	0	0	0	0	1	1	0	0	1	1	1	2	0
	F	0	0	0	1	0	0	1	0	0	2	0	1	1	0
Disorderly Conduct	M	0	0	1	0	0	0	1	1	0	0	0	0	0	0
	F	0	0	0	0	0	0	0	0	0	0	0	1	0	0
Vagrancy	M	0	0	0	0	0	0	0	0	0	0	0	0	0	0
	F	0	0	0	0	0	0	0	0	0	0	0	0	0	0
All Other Offenses (except Traffic)	M	0	2	4	2	3	6	17	9	8	18	20	25	31	25
	F	0	1	1	0	1	0	3	2	3	9	9	9	17	11
Suspicion	M	0	0	0	0	0	0	0	0	0	0	0	0	0	0
	F	0	0	0	0	0	0	0	0	0	0	0	0	0	0
Curfew and Loitering Law Violations	M	0	0	0	1	2	1	4	0	0	0	0	0	0	0
	F	0	0	0	0	0	0	0	0	0	0	0	0	0	0
Runaway	M	0	0	2	0	3	2	7	0	0	0	0	0	0	0
	F	0	0	2	0	5	4	11	0	0	0	0	0	0	0
GRAND TOTAL		6	10	22	29	37	40	144	29	37	52	55	70	90	70

# Statewide Arrests by Offense and Age

Nye Co SO

OFFENSE												Grand Total
	SEX	25-29	30-34	35-39	40-44	45-49	50-54	55-59	60-64	over 64	Total >18	
Murder	M	0	0	1	0	0	0	1	0	0	2	2
	F	0	0	1	0	0	0	0	0	0	1	1
Manslaughter by Negligence	M	0	0	0	0	0	0	0	0	0	0	0
	F	0	0	0	0	0	0	0	0	0	0	0
Forcible Rape	M	0	0	0	0	0	0	1	0	3	5	6
	F	0	0	0	0	0	0	0	0	0	0	0
Robbery	M	3	0	0	1	0	0	1	0	0	7	7
	F	0	0	0	0	0	0	0	0	0	0	0
Aggravated Assault	M	8	5	5	5	6	1	4	0	5	47	49
	F	0	2	4	4	1	6	1	0	1	23	28
Other Assaults	M	7	9	6	5	4	5	2	1	1	51	70
	F	5	6	5	3	2	4	0	0	1	29	39
Burglary	M	3	3	0	0	1	2	0	1	0	13	14
	F	1	0	0	0	0	0	0	0	0	1	3
Larceny--Theft	M	8	3	5	5	3	2	1	0	0	45	54
	F	6	0	3	2	0	0	0	0	1	20	22
Motor Vehicle Theft	M	3	5	2	0	0	1	1	0	0	15	16
	F	1	1	1	1	0	0	0	0	0	6	9
Arson	M	0	0	0	0	0	1	0	0	0	1	1
	F	0	0	0	0	0	0	0	0	0	0	0
Forgery & Counterfeiting	M	0	0	1	0	0	0	0	1	0	3	3
	F	2	1	1	0	0	0	0	0	0	4	4
Fraud	M	5	5	3	3	3	1	1	0	1	29	29
	F	5	4	1	1	2	2	0	0	0	19	19
Embezzlement	M	0	1	0	0	0	0	0	0	0	2	2
	F	1	0	0	0	0	0	0	0	0	1	1
Stolen Property-Buy, Possess, Receive	M	1	3	0	2	0	1	0	0	0	9	9
	F	0	2	2	0	0	0	1	0	0	6	6
Vandalism	M	1	4	1	1	2	3	4	0	0	18	21
	F	0	0	1	1	0	1	0	0	0	4	5
Weapons-carrying, possession, etc.	M	3	4	3	4	3	3	2	1	0	26	27
	F	0	0	0	0	0	0	1	0	0	4	4
Prostitution & Commercialized Vice	M	0	0	0	0	0	0	0	0	0	0	0
	F	0	0	0	0	0	0	0	0	0	0	0
Other Sex Offenses	M	0	0	0	2	1	1	0	0	2	11	14
	F	0	0	0	0	0	1	0	0	0	1	1
Drug Abuse Violations	M	30	20	13	16	17	8	10	2	2	159	172
	F	15	14	7	10	7	4	4	1	1	89	94
Gambling	M	0	0	0	0	0	0	0	0	0	0	0
	F	0	0	0	0	0	0	0	0	0	0	0
Offenses Against Family & Children	M	4	3	3	1	1	1	0	0	0	19	27
	F	2	3	2	0	0	1	0	0	0	11	15
Driving Under the Influence	M	14	10	6	17	12	15	13	11	5	121	122
	F	3	4	5	3	6	6	1	2	5	40	41
Liquor Laws	M	1	0	1	3	5	3	0	2	0	19	21
	F	0	0	1	1	0	0	0	0	0	2	4
Drunkenness	M	6	5	3	1	1	1	0	1	1	24	25
	F	2	3	1	3	2	0	1	0	0	16	17
Disorderly Conduct	M	2	0	1	1	1	0	0	1	1	8	9
	F	2	0	0	0	0	1	0	0	0	4	4
Vagrancy	M	0	0	0	0	0	0	0	0	0	0	0
	F	0	0	0	0	0	0	0	0	0	0	0
All Other Offenses (except Traffic)	M	116	110	84	92	76	96	63	14	25	812	829
	F	40	47	34	30	28	33	10	4	5	291	294
Suspicion	M	0	0	0	0	0	0	0	0	0	0	0
	F	0	0	0	0	0	0	0	0	0	0	0
Curfew and Loitering Law Violations	M	0	0	0	0	0	0	0	0	0	0	4
	F	0	0	0	0	0	0	0	0	0	0	0
Runaway	M	0	0	0	0	0	0	0	0	0	0	7
	F	0	0	0	0	0	0	0	0	0	0	11
GRAND TOTAL		300	277	207	218	184	204	123	42	60	2,018	2,162

# Statewide Arrests by Offense and Age

Pershing Co SO

OFFENSE	9 & Under															
	SEX	Under	10 -12	13-14	15	16	17	Total <18	18	19	20	21	22	23	24	
Murder	M	0	0	0	0	0	0	0	0	0	0	0	0	0	0	
	F	0	0	0	0	0	0	0	0	0	0	0	0	0	0	
Manslaughter by Negligence	M	0	0	0	0	0	0	0	0	0	0	0	0	0	0	
	F	0	0	0	0	0	0	0	0	0	0	0	0	0	0	
Forcible Rape	M	0	0	0	0	0	0	0	0	0	0	0	0	0	0	
	F	0	0	0	0	0	0	0	0	0	0	0	0	0	0	
Robbery	M	0	0	0	0	0	0	0	0	0	0	0	0	0	0	
	F	0	0	0	0	0	0	0	0	0	0	0	0	0	0	
Aggravated Assault	M	0	1	0	0	0	0	1	0	0	1	0	0	0	0	
	F	0	0	0	0	0	0	0	0	0	0	2	1	0	0	
Other Assaults	M	0	0	0	0	0	0	0	0	0	0	0	0	0	0	
	F	0	0	0	0	0	0	0	0	0	0	0	0	0	0	
Burglary	M	0	0	0	0	0	0	0	0	0	0	0	0	0	0	
	F	0	0	0	0	0	0	0	0	0	0	0	0	0	0	
Larceny--Theft	M	0	0	0	0	0	0	0	0	0	0	0	0	0	0	
	F	0	0	0	0	0	0	0	0	0	0	0	0	0	0	
Motor Vehicle Theft	M	0	0	0	0	0	0	0	0	1	0	1	0	0	0	
	F	0	0	0	0	0	0	0	0	0	0	0	0	0	0	
Arson	M	0	0	0	0	0	0	0	0	0	0	0	0	1	0	
	F	0	0	0	0	0	0	0	0	0	0	0	0	0	0	
Forgery & Counterfeiting	M	0	0	0	0	0	0	0	0	0	0	0	0	0	0	
	F	0	0	0	0	0	0	0	0	0	0	0	0	0	0	
Fraud	M	0	0	0	0	0	0	0	0	0	0	0	0	0	0	
	F	0	0	0	0	0	0	0	0	0	0	0	0	0	0	
Embezzlement	M	0	0	0	0	0	0	0	0	0	0	0	0	0	0	
	F	0	0	0	0	0	0	0	0	0	0	0	0	0	0	
Stolen Property-Buy, Possess, Receive	M	0	0	0	0	0	0	0	0	0	0	0	0	0	0	
	F	0	0	0	0	0	0	0	0	0	0	0	0	0	0	
Vandalism	M	0	0	0	0	0	0	0	0	0	0	0	0	0	0	
	F	0	0	0	0	0	0	0	0	0	0	0	0	0	0	
Weapons-carrying, possession, etc.	M	0	0	0	0	0	0	0	0	0	0	0	0	0	0	
	F	0	0	0	0	0	0	0	0	0	0	0	0	0	0	
Prostitution & Commercialized Vice	M	0	0	0	0	0	0	0	0	0	0	0	0	0	0	
	F	0	0	0	0	0	0	0	0	0	0	0	0	0	0	
Other Sex Offenses	M	0	0	0	0	0	0	0	0	0	0	0	0	1	0	
	F	0	0	0	0	0	0	0	0	0	0	0	0	0	0	
Drug Abuse Violations	M	0	0	0	0	0	0	0	0	0	2	0	0	0	0	
	F	0	0	0	0	0	0	0	0	0	0	0	0	0	0	
Gambling	M	0	0	0	0	0	0	0	0	0	0	0	0	0	0	
	F	0	0	0	0	0	0	0	0	0	0	0	0	0	0	
Offenses Against Family & Children	M	0	0	0	0	0	0	0	0	0	0	0	0	0	0	
	F	0	0	0	0	0	0	0	0	0	0	0	0	0	0	
Driving Under the Influence	M	0	0	0	0	0	0	0	0	0	1	0	1	0	0	
	F	0	0	0	0	0	0	0	0	0	0	0	0	0	0	
Liquor Laws	M	0	0	0	0	0	0	0	0	0	1	0	0	0	0	
	F	0	0	0	0	0	0	0	0	0	0	0	0	0	0	
Drunkenness	M	0	0	0	0	0	0	0	0	0	0	0	0	0	0	
	F	0	0	0	0	0	0	0	0	0	0	0	0	0	0	
Disorderly Conduct	M	0	0	0	0	0	0	0	0	0	0	0	0	0	0	
	F	0	0	0	0	0	0	0	0	0	0	0	0	0	0	
Vagrancy	M	0	0	0	0	0	0	0	0	0	0	0	0	0	0	
	F	0	0	0	0	0	0	0	0	0	0	0	0	0	0	
All Other Offenses (except Traffic)	M	0	1	0	0	0	0	1	0	0	0	0	0	0	1	
	F	0	0	0	0	0	0	0	0	0	0	0	1	0	1	
Suspicion	M	0	0	0	0	0	0	0	0	0	0	0	0	0	0	
	F	0	0	0	0	0	0	0	0	0	0	0	0	0	0	
Curfew and Loitering Law Violations	M	0	0	0	0	0	0	0	0	0	0	0	0	0	0	
	F	0	0	0	0	0	0	0	0	0	0	0	0	0	0	
Runaway	M	0	0	0	0	0	0	0	0	0	0	0	0	0	0	
	F	0	0	0	0	0	0	0	0	0	0	0	0	0	0	
GRAND TOTAL		0	2	0	0	0	0	2	0	1	5	3	3	2	2	

# Statewide Arrests by Offense and Age

Pershing Co SO

OFFENSE												
SEX	25-29	30-34	35-39	40-44	45-49	50-54	55-59	60-64	over 64	Total >18	Grand Total	
Murder	M 0	0	0	0	0	0	0	0	0	0	0	0
F 0	0	0	0	0	0	0	0	0	0	0	0	0
Manslaughter by Negligence	M 0	0	0	0	0	0	0	0	0	0	0	0
F 0	0	0	0	0	0	0	0	0	0	0	0	0
Forcible Rape	M 0	1	0	0	0	0	0	0	0	1	1	1
F 0	0	0	0	0	0	0	0	0	0	0	0	0
Robbery	M 1	0	0	0	0	0	0	0	0	1	1	1
F 0	0	0	0	0	0	0	0	0	0	0	0	0
Aggravated Assault	M 0	2	2	1	2	0	0	0	0	8	9	9
F 1	1	1	1	2	0	0	0	0	0	8	8	8
Other Assaults	M 0	0	0	0	0	0	0	0	0	0	0	0
F 0	0	0	0	0	0	0	0	0	0	0	0	0
Burglary	M 1	1	0	1	0	0	0	0	0	3	3	3
F 0	0	0	0	0	0	0	0	0	0	0	0	0
Larceny--Theft	M 0	0	1	0	0	0	0	0	0	1	1	1
F 0	0	0	0	0	0	0	0	0	0	0	0	0
Motor Vehicle Theft	M 0	0	0	0	0	0	0	0	0	2	2	2
F 0	0	0	0	0	0	0	0	0	0	0	0	0
Arson	M 0	0	0	0	0	0	0	0	0	1	1	1
F 0	0	0	0	0	0	0	0	0	0	0	0	0
Forgery & Counterfeiting	M 0	0	0	0	0	0	0	0	0	0	0	0
F 0	0	0	0	1	0	0	0	0	0	1	1	1
Fraud	M 0	0	0	0	0	0	0	0	0	0	0	0
F 0	0	0	0	0	0	0	0	0	0	0	0	0
Embezzlement	M 0	0	0	0	0	0	0	0	0	0	0	0
F 0	0	0	0	0	0	0	0	0	0	0	0	0
Stolen Property-Buy, Possess, Receive	M 0	1	1	0	0	0	0	0	0	2	2	2
F 0	0	0	0	0	0	0	0	0	0	0	0	0
Vandalism	M 0	0	0	0	0	0	0	0	0	0	0	0
F 0	0	0	0	0	0	0	0	0	0	0	0	0
Weapons-carrying, possession, etc.	M 0	0	0	0	0	0	0	0	0	0	0	0
F 0	0	0	0	0	0	0	0	0	0	0	0	0
Prostitution & Commercialized Vice	M 0	0	0	0	0	0	0	0	0	0	0	0
F 0	0	0	0	0	0	0	0	0	0	0	0	0
Other Sex Offenses	M 1	1	2	1	0	0	0	0	1	7	7	7
F 1	0	0	0	0	0	0	0	0	0	1	1	1
Drug Abuse Violations	M 6	1	1	1	0	1	0	0	0	12	12	12
F 0	1	0	0	0	0	0	0	0	1	2	2	2
Gambling	M 0	0	0	0	0	0	0	0	0	0	0	0
F 0	0	0	0	0	0	0	0	0	0	0	0	0
Offenses Against Family & Children	M 1	2	0	1	0	0	0	0	0	4	4	4
F 0	0	0	0	0	0	0	0	0	0	0	0	0
Driving Under the Influence	M 1	1	0	0	0	1	0	0	1	6	6	6
F 0	2	1	0	0	0	0	0	0	0	3	3	3
Liquor Laws	M 0	0	0	0	0	0	0	0	0	1	1	1
F 0	0	0	0	0	0	0	0	0	0	0	0	0
Drunkenness	M 0	0	0	0	0	0	0	0	0	0	0	0
F 0	0	0	0	0	0	0	0	0	0	0	0	0
Disorderly Conduct	M 0	0	0	0	0	0	0	0	0	0	0	0
F 0	0	0	0	0	0	0	0	0	0	0	0	0
Vagrancy	M 0	0	0	0	0	0	0	0	0	0	0	0
F 0	0	0	0	0	0	0	0	0	0	0	0	0
All Other Offenses (except Traffic)	M 2	3	0	1	1	0	0	0	1	9	10	10
F 0	3	0	0	1	0	0	0	0	0	6	6	6
Suspicion	M 0	0	0	0	0	0	0	0	0	0	0	0
F 0	0	0	0	0	0	0	0	0	0	0	0	0
Curfew and Loitering Law Violations	M 0	0	0	0	0	0	0	0	0	0	0	0
F 0	0	0	0	0	0	0	0	0	0	0	0	0
Runaway	M 0	0	0	0	0	0	0	0	0	0	0	0
F 0	0	0	0	0	0	0	0	0	0	0	0	0
GRAND TOTAL		15	20	9	9	4	2	0	4	79	81	81



# Statewide Arrests by Offense and Age

Reno PD

OFFENSE																
	SEX	9 & Under	10-12	13-14	15	16	17	Total <18	18	19	20	21	22	23	24	
Murder	M	0	0	0	0	0	1	1	1	0	0	0	0	0	0	
	F	0	0	0	0	0	0	0	0	0	0	0	0	0	0	
Manslaughter by Negligence	M	0	0	0	0	0	0	0	0	0	0	0	0	0	0	
	F	0	0	0	0	0	0	0	0	0	0	0	0	0	0	
Forcible Rape	M	0	0	1	0	0	1	2	0	1	0	0	0	0	0	
	F	0	0	0	0	0	0	0	0	0	0	0	0	0	0	
Robbery	M	0	0	1	2	0	5	8	4	8	9	3	9	5	2	
	F	0	0	0	0	0	0	0	1	0	1	1	2	1	1	
Aggravated Assault	M	1	8	15	5	11	9	49	8	12	9	25	22	16	21	
	F	1	5	12	9	5	3	35	9	6	8	13	3	5	10	
Other Assaults	M	2	7	18	11	12	10	60	7	9	17	27	14	20	16	
	F	0	4	17	13	6	14	54	4	3	8	7	5	9	11	
Burglary	M	0	2	10	6	11	10	39	9	17	14	13	4	10	10	
	F	0	0	2	2	2	1	7	3	0	7	11	4	6	5	
Larceny--Theft	M	1	3	22	24	31	34	115	26	18	20	22	12	15	17	
	F	0	15	43	41	38	46	183	36	20	21	18	14	15	14	
Motor Vehicle Theft	M	0	1	1	3	3	4	12	7	7	1	5	4	3	2	
	F	0	0	0	3	1	0	4	0	3	0	2	1	1	0	
Arson	M	0	0	0	0	1	0	1	0	3	0	0	0	0	0	
	F	0	0	0	0	0	0	0	0	1	0	0	0	0	0	
Forgery & Counterfeiting	M	0	0	0	0	0	0	0	0	0	0	0	2	0	1	
	F	0	0	0	0	0	0	0	0	0	1	0	0	0	0	
Fraud	M	0	0	2	1	0	1	4	1	1	5	3	5	3	2	
	F	0	0	0	0	0	1	1	2	0	0	1	0	5	4	
Embezzlement	M	0	0	0	0	0	0	0	0	1	0	0	2	2	1	
	F	0	0	0	0	0	0	0	0	0	1	1	1	1	0	
Stolen Property-Buy, Possess, Receive	M	0	1	1	2	1	1	6	2	3	0	2	5	1	2	
	F	0	0	0	0	1	0	1	1	2	0	0	0	0	1	
Vandalism	M	1	8	16	9	6	19	59	13	12	6	9	8	17	7	
	F	1	2	0	0	0	2	5	1	3	2	0	2	1	3	
Weapons-carrying, possession, etc.	M	0	0	0	1	2	1	4	3	3	3	2	3	0	7	
	F	0	0	0	0	0	0	0	1	0	0	0	0	1	1	
Prostitution & Commercialized Vice	M	0	0	0	0	0	0	0	0	3	0	1	3	2	2	
	F	0	0	1	0	2	1	4	4	3	6	3	4	2	2	
Other Sex Offenses	M	0	1	3	1	0	1	6	4	2	3	2	1	2	2	
	F	0	0	0	0	0	0	0	0	0	0	1	1	0	0	
Drug Abuse Violations	M	0	1	7	6	14	11	39	17	15	14	8	11	16	10	
	F	0	0	0	2	1	2	5	4	6	0	1	6	1	4	
Gambling	M	0	0	0	0	1	0	1	0	0	0	0	0	0	0	
	F	0	0	0	0	0	0	0	0	0	0	0	0	0	0	
Offenses Against Family & Children	M	0	0	0	0	0	0	0	2	4	3	3	2	6	3	
	F	0	0	0	0	0	1	1	2	6	6	4	8	6	4	
Driving Under the Influence	M	0	0	0	3	2	3	8	9	8	9	26	34	27	27	
	F	0	0	0	0	0	0	0	2	2	5	8	11	9	8	
Liquor Laws	M	0	1	10	16	25	38	90	51	56	65	8	6	9	8	
	F	0	1	5	16	13	17	52	18	14	12	0	5	0	4	
Drunkenness	M	0	0	0	0	0	0	0	0	0	0	0	0	0	0	
	F	0	0	0	0	0	0	0	0	0	0	0	0	0	0	
Disorderly Conduct	M	0	0	0	2	0	0	2	0	0	1	8	9	5	1	
	F	0	0	0	0	0	2	2	0	0	0	0	0	0	0	
Vagrancy	M	0	0	0	0	0	0	0	0	0	0	0	0	0	0	
	F	0	0	0	0	0	0	0	0	0	0	0	0	0	0	
All Other Offenses (except Traffic)	M	0	3	18	27	23	57	128	53	84	115	145	128	138	155	
	F	0	0	7	8	5	8	28	16	22	40	65	51	52	49	
Suspicion	M	0	0	0	0	0	0	0	0	0	0	0	0	0	0	
	F	0	0	0	0	0	0	0	0	0	0	0	0	0	0	
Curfew and Loitering Law Violations	M	0	0	7	1	6	5	19	0	0	0	0	0	0	0	
	F	0	0	7	9	2	2	20	0	0	0	0	0	0	0	
Runaway	M	0	1	1	1	2	2	7	0	0	0	0	0	0	0	
	F	0	0	6	5	1	4	16	0	0	0	0	0	0	0	
GRAND TOTAL		7	64	233	229	228	317	1,078	321	358	412	448	402	412	417	

# Statewide Arrests by Offense and Age

Reno PD

OFFENSE												
	SEX	25-29	30-34	35-39	40-44	45-49	50-54	55-59	60-64	over 64	Total >18	Grand Total
Murder	M	1	0	1	0	1	1	0	0	1	6	7
	F	0	0	0	0	0	0	0	0	0	0	0
Manslaughter by Negligence	M	0	0	0	0	0	0	0	0	0	0	0
	F	0	0	0	0	0	0	0	0	0	0	0
Forcible Rape	M	3	1	1	0	1	1	0	0	0	7	9
	F	0	0	0	0	0	0	0	0	0	0	0
Robbery	M	13	17	15	8	11	5	1	0	0	110	118
	F	2	3	2	2	0	1	0	0	0	17	17
Aggravated Assault	M	82	90	63	50	60	32	23	6	19	538	587
	F	33	29	16	22	17	12	6	2	1	192	227
Other Assaults	M	72	65	44	36	44	31	19	11	4	436	496
	F	36	16	20	17	20	8	9	1	0	174	228
Burglary	M	60	49	37	40	32	24	10	4	0	333	372
	F	28	30	10	17	10	8	1	2	0	142	149
Larceny--Theft	M	73	51	39	40	50	40	14	11	3	451	566
	F	64	52	49	28	29	26	20	6	2	414	597
Motor Vehicle Theft	M	21	15	14	6	11	9	2	0	1	108	120
	F	7	3	1	2	1	2	0	0	0	23	27
Arson	M	1	0	4	2	2	0	0	0	0	12	13
	F	0	1	0	0	0	0	0	0	1	3	3
Forgery & Counterfeiting	M	4	3	5	3	3	1	0	1	0	23	23
	F	4	6	1	1	2	0	0	0	0	15	15
Fraud	M	27	15	8	15	16	15	9	4	3	132	136
	F	7	8	9	8	7	3	0	1	2	57	58
Embezzlement	M	3	2	3	2	3	0	0	1	0	20	20
	F	1	1	1	2	1	0	1	0	0	11	11
Stolen Property-Buy, Possess, Receive	M	9	13	7	6	8	4	1	1	0	64	70
	F	3	3	1	1	0	1	0	0	0	13	14
Vandalism	M	24	21	9	8	11	6	5	1	0	157	216
	F	5	4	1	2	1	0	3	2	0	30	35
Weapons-carrying, possession, etc.	M	10	13	5	4	6	2	1	2	1	65	69
	F	1	1	0	0	1	0	0	0	0	6	6
Prostitution & Commercialized Vice	M	3	3	7	4	1	6	3	1	4	43	43
	F	6	5	7	3	7	2	0	0	0	54	58
Other Sex Offenses	M	6	8	5	1	5	3	3	2	5	54	60
	F	0	1	1	1	1	1	0	0	0	7	7
Drug Abuse Violations	M	39	29	25	19	13	11	5	5	0	237	276
	F	6	6	2	5	3	1	0	0	0	45	50
Gambling	M	0	0	0	0	0	0	0	0	0	0	1
	F	0	0	0	0	0	0	0	0	0	0	0
Offenses Against Family & Children	M	18	17	12	13	4	6	1	3	0	97	97
	F	23	22	13	6	10	2	1	0	0	113	114
Driving Under the Influence	M	101	59	43	36	31	40	24	11	23	508	516
	F	41	19	19	14	11	7	5	4	3	168	168
Liquor Laws	M	46	62	45	65	90	130	66	38	24	769	859
	F	11	13	11	32	23	28	4	5	2	182	234
Drunkenness	M	0	0	0	0	0	0	0	0	0	0	0
	F	0	0	0	0	0	0	0	0	0	0	0
Disorderly Conduct	M	17	11	11	5	10	6	15	4	2	105	107
	F	0	0	3	1	0	3	0	1	0	8	10
Vagrancy	M	0	0	0	0	0	0	0	0	0	0	0
	F	0	0	0	0	0	0	0	0	0	0	0
All Other Offenses (except Traffic)	M	715	555	429	384	388	343	211	101	94	4,038	4,166
	F	229	162	147	92	90	73	40	18	9	1,155	1,183
Suspicion	M	0	0	0	0	0	0	0	0	0	0	0
	F	0	0	0	0	0	0	0	0	0	0	0
Curfew and Loitering Law Violations	M	0	0	0	0	0	0	0	0	0	0	19
	F	0	0	0	0	0	0	0	0	0	0	20
Runaway	M	0	0	0	0	0	0	0	0	0	0	7
	F	0	0	0	0	0	0	0	0	0	0	16
GRAND TOTAL		1,855	1,484	1,146	1,003	1,034	894	503	249	204	11,142	12,220

# Statewide Arrests by Offense and Age

Sparks PD

OFFENSE																	
	SEX	9 & Under	10 -12	13-14	15	16	17	Total <18	18	19	20	21	22	23	24		
Murder	M	0	0	0	0	0	0	0	0	0	0	0	0	0	0		
	F	0	0	0	0	0	0	0	0	0	0	0	0	0	0		
Manslaughter by Negligence	M	0	0	0	0	0	0	0	0	0	0	0	0	0	0		
	F	0	0	0	0	0	0	0	0	0	0	0	0	0	0		
Forcible Rape	M	0	0	0	1	0	0	1	0	0	0	0	0	0	1		
	F	0	0	0	0	0	0	0	0	0	0	0	0	0	0		
Robbery	M	0	0	1	0	2	3	6	5	5	1	0	1	3	1		
	F	0	0	0	0	0	0	0	0	1	1	0	0	0	0		
Aggravated Assault	M	0	1	2	0	2	2	7	2	2	3	1	3	2	4		
	F	0	1	3	0	0	0	4	0	0	0	0	0	0	0		
Other Assaults	M	1	18	20	10	17	13	79	12	15	10	11	17	11	13		
	F	0	10	21	6	10	9	56	8	7	7	7	7	8	8		
Burglary	M	0	0	6	1	2	4	13	5	3	2	4	2	7	3		
	F	0	0	0	2	0	0	2	1	0	0	0	0	0	3		
Larceny--Theft	M	0	7	17	27	17	27	95	27	9	13	4	12	4	2		
	F	1	2	9	11	13	10	46	7	13	4	7	8	5	4		
Motor Vehicle Theft	M	0	0	2	0	0	4	6	0	2	2	1	2	0	1		
	F	0	0	1	5	0	0	6	0	0	0	0	0	0	1		
Arson	M	0	0	1	0	0	0	1	0	0	0	0	1	0	0		
	F	0	0	0	0	0	0	0	0	0	0	0	0	0	0		
Forgery & Counterfeiting	M	0	0	0	0	0	0	0	0	0	0	0	0	0	0		
	F	0	0	0	0	0	0	0	0	0	0	0	2	1	1		
Fraud	M	0	0	0	1	0	1	2	0	0	2	0	2	0	1		
	F	0	0	0	0	0	0	0	0	0	0	1	0	1	1		
Embezzlement	M	0	0	0	0	0	0	0	0	0	0	0	3	0	0		
	F	0	0	0	0	0	0	0	1	1	1	2	0	0	2		
Stolen Property-Buy, Possess, Receive	M	0	1	0	0	0	1	2	0	3	2	1	3	1	2		
	F	0	0	0	0	0	0	0	0	0	0	0	0	0	0		
Vandalism	M	0	3	5	11	7	4	30	3	3	2	4	1	3	3		
	F	0	0	1	0	2	1	4	2	1	0	0	0	1	0		
Weapons-carrying, possession, etc.	M	0	0	0	0	0	3	3	1	2	2	0	0	1	0		
	F	0	0	0	0	0	0	0	0	0	0	0	0	0	0		
Prostitution & Commercialized Vice	M	0	0	0	0	0	0	0	0	0	0	0	0	0	0		
	F	0	0	0	0	0	0	0	0	0	0	1	0	1	0		
Other Sex Offenses	M	0	2	3	0	0	0	5	0	0	1	0	1	1	0		
	F	0	0	0	0	0	0	0	0	0	0	0	0	0	0		
Drug Abuse Violations	M	0	2	11	8	12	13	46	20	17	15	14	15	24	9		
	F	0	0	2	4	1	0	7	2	3	3	1	0	12	4		
Gambling	M	0	0	0	0	0	1	1	0	0	0	0	0	0	0		
	F	0	0	0	0	0	0	0	0	0	0	0	0	0	0		
Offenses Against Family & Children	M	0	0	0	0	0	1	1	1	1	2	5	1	1	1		
	F	0	0	0	0	0	0	1	3	3	2	4	0	1	0		
Driving Under the Influence	M	0	0	0	0	0	1	1	6	4	7	4	14	10	6		
	F	0	0	0	0	0	0	0	1	0	0	3	2	1	2		
Liquor Laws	M	0	0	9	8	18	21	56	36	23	23	2	0	1	3		
	F	0	0	3	8	9	13	33	3	7	5	0	1	1	0		
Drunkenness	M	0	0	0	0	0	0	0	0	0	0	0	0	0	0		
	F	0	0	0	0	0	0	0	0	0	0	0	0	0	0		
Disorderly Conduct	M	0	2	0	1	2	0	5	0	1	0	1	0	1	4		
	F	0	0	1	0	0	0	1	0	0	0	0	0	1	0		
Vagrancy	M	0	0	0	0	0	0	0	0	0	0	0	0	1	0		
	F	0	0	0	0	0	0	0	0	0	0	0	0	0	0		
All Other Offenses (except Traffic)	M	0	3	6	9	12	18	48	7	16	10	15	5	6	11		
	F	0	2	6	9	5	3	25	2	3	3	0	3	5	0		
Suspicion	M	0	0	0	0	0	0	0	0	0	0	0	0	0	0		
	F	0	0	0	0	0	0	0	0	0	0	0	0	0	0		
Curfew and Loitering Law Violations	M	0	0	0	0	4	1	5	0	0	0	0	0	0	0		
	F	0	0	0	0	1	1	2	0	0	0	0	0	0	0		
Runaway	M	0	0	6	6	12	6	30	0	0	0	0	0	0	0		
	F	0	0	14	13	9	5	41	0	0	0	0	0	0	0		
GRAND TOTAL		2	54	150	141	157	167	671	155	145	123	93	106	115	91		

# Statewide Arrests by Offense and Age

Sparks PD

OFFENSE												Grand Total
	SEX	25-29	30-34	35-39	40-44	45-49	50-54	55-59	60-64	over 64	Total >18	
Murder	M	0	0	0	0	0	0	0	0	0	0	0
	F	0	0	0	0	0	0	0	0	0	0	0
Manslaughter by Negligence	M	0	0	0	0	0	0	0	0	0	0	0
	F	0	0	0	0	0	0	0	0	0	0	0
Forcible Rape	M	4	0	1	0	0	0	0	0	0	6	7
	F	0	0	0	0	0	0	0	0	0	0	0
Robbery	M	3	2	2	1	2	0	0	0	0	26	32
	F	0	0	0	1	0	0	0	0	0	3	3
Aggravated Assault	M	11	9	12	6	7	2	2	0	0	66	73
	F	1	1	2	1	0	0	0	0	1	6	10
Other Assaults	M	77	56	34	35	26	18	12	5	7	359	438
	F	22	11	14	10	9	3	5	4	4	134	190
Burglary	M	14	14	19	16	7	5	6	3	0	110	123
	F	12	9	5	5	2	0	0	0	0	37	39
Larceny--Theft	M	36	14	19	15	10	9	3	1	3	181	276
	F	17	22	14	10	7	1	0	4	3	126	172
Motor Vehicle Theft	M	2	1	1	4	1	0	0	0	0	17	23
	F	0	0	0	0	0	0	0	0	0	1	7
Arson	M	0	1	0	0	0	0	0	0	0	2	3
	F	0	0	0	0	0	0	0	0	0	0	0
Forgery & Counterfeiting	M	2	3	2	1	3	0	1	0	0	12	12
	F	3	1	1	3	1	0	0	0	0	13	13
Fraud	M	4	2	3	1	4	4	1	0	0	24	26
	F	3	4	1	0	4	2	0	0	2	19	19
Embezzlement	M	5	1	0	1	1	2	2	0	0	15	15
	F	0	0	1	1	1	0	0	1	0	11	11
Stolen Property-Buy, Possess, Receive	M	10	11	5	8	4	2	1	0	2	55	57
	F	0	5	1	1	1	0	0	0	0	8	8
Vandalism	M	9	5	2	1	3	2	1	0	0	42	72
	F	0	1	3	0	0	0	0	0	0	8	12
Weapons-carrying, possession, etc.	M	6	3	4	2	1	1	0	0	0	23	26
	F	0	0	0	0	0	0	0	0	0	0	0
Prostitution & Commercialized Vice	M	0	1	0	0	0	0	0	0	0	1	1
	F	1	0	0	0	0	0	0	0	0	3	3
Other Sex Offenses	M	2	2	2	1	2	1	1	0	1	15	20
	F	0	0	0	0	0	0	0	0	0	0	0
Drug Abuse Violations	M	45	50	25	29	15	17	4	1	2	302	348
	F	27	6	6	5	9	4	1	4	0	87	94
Gambling	M	0	0	0	0	0	0	0	0	0	0	1
	F	0	0	0	0	0	0	0	0	0	0	0
Offenses Against Family & Children	M	5	8	9	3	0	2	0	0	1	40	41
	F	8	6	7	2	3	3	0	0	0	42	43
Driving Under the Influence	M	33	22	17	19	11	7	13	3	5	181	182
	F	6	10	10	5	4	2	5	1	1	53	53
Liquor Laws	M	7	1	3	5	7	4	6	1	2	124	180
	F	0	1	0	2	1	1	1	0	0	23	56
Drunkenness	M	0	0	0	0	0	0	0	0	0	0	0
	F	0	0	0	0	0	0	0	0	0	0	0
Disorderly Conduct	M	4	0	2	2	3	2	1	0	2	23	28
	F	2	2	1	2	2	1	2	0	1	14	15
Vagrancy	M	3	1	2	2	1	6	2	1	1	20	20
	F	0	0	0	0	0	0	0	0	0	0	0
All Other Offenses (except Traffic)	M	42	27	23	25	20	15	11	3	7	243	291
	F	7	15	8	4	6	7	0	0	3	66	91
Suspicion	M	0	0	0	0	0	0	0	0	0	0	0
	F	0	0	0	0	0	0	0	0	0	0	0
Curfew and Loitering Law Violations	M	0	0	0	0	0	0	0	0	0	0	5
	F	0	0	0	0	0	0	0	0	0	0	2
Runaway	M	0	0	0	0	0	0	0	0	0	0	30
	F	0	0	0	0	0	0	0	0	0	0	41
GRAND TOTAL		433	328	261	229	178	123	81	32	48	2,541	3,212

# Statewide Arrests by Offense and Age

Storey Co SO

OFFENSE	SEX	9 & Total <18													
		Under	10-12	13-14	15	16	17		18	19	20	21	22	23	24
Murder	M	0	0	0	0	0	0	0	0	0	0	0	0	0	0
	F	0	0	0	0	0	0	0	0	0	0	0	0	0	0
Manslaughter by Negligence	M	0	0	0	0	0	0	0	0	0	0	0	0	0	0
	F	0	0	0	0	0	0	0	0	0	0	0	0	0	0
Forcible Rape	M	0	0	0	0	0	0	0	0	0	0	0	0	0	0
	F	0	0	0	0	0	0	0	0	0	0	0	0	0	0
Robbery	M	0	0	0	0	0	0	0	0	0	0	0	0	0	0
	F	0	0	0	0	0	0	0	0	0	0	0	0	0	0
Aggravated Assault	M	0	0	0	0	0	0	0	0	0	0	0	0	0	0
	F	0	0	0	0	0	0	0	0	0	0	0	0	0	0
Other Assaults	M	0	0	0	0	0	0	0	0	0	0	0	0	0	0
	F	0	0	0	0	0	0	0	0	0	0	0	0	0	0
Burglary	M	0	0	0	0	0	0	0	0	0	0	0	0	0	0
	F	0	0	0	0	0	0	0	0	0	0	0	0	0	0
Larceny--Theft	M	0	0	1	0	0	0	1	0	0	0	0	0	0	0
	F	0	0	0	0	0	0	0	0	0	0	0	0	0	0
Motor Vehicle Theft	M	0	0	0	0	0	0	0	0	0	0	0	0	0	0
	F	0	0	0	0	0	0	0	0	0	0	0	0	0	0
Arson	M	0	0	0	0	0	0	0	0	0	0	0	0	0	0
	F	0	0	0	0	0	0	0	0	0	0	0	0	0	0
Forgery & Counterfeiting	M	0	0	0	0	0	0	0	0	0	0	0	0	0	0
	F	0	0	0	0	0	0	0	0	0	0	0	0	0	0
Fraud	M	0	0	0	0	0	0	0	0	0	0	0	0	0	0
	F	0	0	0	0	0	0	0	0	0	0	0	0	0	0
Embezzlement	M	0	0	0	0	0	0	0	0	0	0	0	0	0	0
	F	0	0	0	0	0	0	0	0	0	0	0	0	0	0
Stolen Property-Buy, Possess, Receive	M	0	0	0	0	0	0	0	0	0	0	0	0	0	0
	F	0	0	0	0	0	0	0	0	0	0	0	0	0	0
Vandalism	M	0	0	0	0	0	0	0	0	0	0	0	0	0	0
	F	0	0	0	0	0	0	0	0	0	0	0	0	0	0
Weapons-carrying, possession, etc.	M	0	0	0	0	0	0	0	0	0	0	0	0	0	0
	F	0	0	0	0	0	0	0	0	0	0	0	0	0	0
Prostitution & Commercialized Vice	M	0	0	0	0	0	0	0	0	0	0	0	0	0	0
	F	0	0	0	0	0	0	0	0	0	0	0	0	0	0
Other Sex Offenses	M	0	0	0	0	0	0	0	0	0	0	0	0	0	0
	F	0	0	0	0	0	0	0	0	0	0	0	0	0	0
Drug Abuse Violations	M	0	0	0	0	0	0	0	1	1	0	0	0	1	0
	F	0	0	0	0	0	0	0	0	1	0	0	0	0	0
Gambling	M	0	0	0	0	0	0	0	0	0	0	0	0	0	0
	F	0	0	0	0	0	0	0	0	0	0	0	0	0	0
Offenses Against Family & Children	M	0	0	0	0	0	0	0	0	0	0	0	0	0	0
	F	0	0	0	0	0	0	0	0	0	0	0	0	0	0
Driving Under the Influence	M	0	0	0	0	0	0	0	0	0	1	0	0	0	0
	F	0	0	0	0	0	0	0	0	0	0	0	0	0	0
Liquor Laws	M	0	0	0	0	0	0	0	0	0	0	0	0	0	0
	F	0	0	0	0	0	0	0	0	0	0	0	0	0	0
Drunkenness	M	0	0	0	0	0	0	0	0	0	0	0	0	0	0
	F	0	0	0	0	0	0	0	0	0	0	0	0	0	0
Disorderly Conduct	M	0	0	0	0	0	0	0	0	0	0	0	0	0	1
	F	0	0	0	0	0	0	0	0	0	0	0	0	0	0
Vagrancy	M	0	0	0	0	0	0	0	0	0	0	0	0	0	0
	F	0	0	0	0	0	0	0	0	0	0	0	0	0	0
All Other Offenses (except Traffic)	M	0	0	0	0	0	0	0	1	0	0	0	0	0	0
	F	0	0	0	0	0	0	0	0	0	0	0	0	0	0
Suspicion	M	0	0	0	0	0	0	0	0	0	0	0	0	0	0
	F	0	0	0	0	0	0	0	0	0	0	0	0	0	0
Curfew and Loitering Law Violations	M	0	0	0	0	0	0	0	0	0	0	0	0	0	0
	F	0	0	0	0	0	0	0	0	0	0	0	0	0	0
Runaway	M	0	0	0	0	0	0	0	0	0	0	0	0	0	0
	F	0	0	0	0	0	0	0	0	0	0	0	0	0	0
GRAND TOTAL		0	0	1	0	0	0	1	2	2	1	0	0	1	1

# Statewide Arrests by Offense and Age

Storey Co SO

OFFENSE		over										Total >18	Grand Total
		SEX	25-29	30-34	35-39	40-44	45-49	50-54	55-59	60-64	64		
Murder	M	0	0	0	0	0	0	0	0	0	0	0	
	F	0	0	0	0	0	0	0	0	0	0	0	
Manslaughter by Negligence	M	0	0	0	0	0	0	0	0	0	0	0	
	F	0	0	0	0	0	0	0	0	0	0	0	
Forcible Rape	M	0	0	0	0	0	0	0	0	0	0	0	
	F	0	0	0	0	0	0	0	0	0	0	0	
Robbery	M	0	0	0	0	1	0	0	0	0	1	1	
	F	0	0	0	0	0	0	0	0	0	0	0	
Aggravated Assault	M	0	0	1	0	0	0	0	0	0	1	1	
	F	0	0	0	0	0	0	0	0	0	0	0	
Other Assaults	M	0	0	0	0	0	0	0	0	0	0	0	
	F	0	0	0	0	0	0	0	0	0	0	0	
Burglary	M	0	0	0	0	0	0	0	0	0	0	0	
	F	0	0	0	0	0	0	0	0	0	0	0	
Larceny--Theft	M	0	0	0	0	0	0	0	0	0	0	1	
	F	0	0	0	0	0	0	0	0	0	0	0	
Motor Vehicle Theft	M	0	0	0	0	0	0	0	0	0	0	0	
	F	0	0	0	0	0	0	0	0	0	0	0	
Arson	M	0	1	0	0	1	0	0	0	0	2	2	
	F	0	1	0	0	0	0	0	0	0	1	1	
Forgery & Counterfeiting	M	0	0	0	0	0	0	0	0	0	0	0	
	F	0	0	0	0	0	0	0	0	0	0	0	
Fraud	M	0	0	0	0	0	0	0	0	0	0	0	
	F	0	0	0	0	0	0	0	0	0	0	0	
Embezzlement	M	0	0	0	0	0	0	0	0	0	0	0	
	F	0	0	0	0	0	0	0	0	0	0	0	
Stolen Property-Buy, Possess, Receive	M	0	0	0	0	0	0	0	0	0	0	0	
	F	0	0	0	0	1	0	0	0	0	1	1	
Vandalism	M	0	0	0	0	0	0	0	0	0	0	0	
	F	0	0	0	0	0	0	0	0	0	0	0	
Weapons-carrying, possession, etc.	M	0	0	0	0	0	0	0	0	0	0	0	
	F	0	0	0	0	0	0	0	0	0	0	0	
Prostitution & Commercialized Vice	M	0	0	0	0	0	0	0	0	0	0	0	
	F	0	0	0	0	0	0	0	0	0	0	0	
Other Sex Offenses	M	0	0	0	0	0	0	0	0	0	0	0	
	F	0	0	0	0	0	0	0	0	0	0	0	
Drug Abuse Violations	M	2	0	0	0	1	0	0	0	0	6	6	
	F	0	0	0	0	0	0	1	0	0	2	2	
Gambling	M	0	0	0	0	0	0	0	0	0	0	0	
	F	0	0	0	0	0	0	0	0	0	0	0	
Offenses Against Family & Children	M	0	0	4	1	1	1	1	0	0	8	8	
	F	1	0	2	1	0	0	0	0	0	4	4	
Driving Under the Influence	M	1	1	2	0	0	2	2	1	1	11	11	
	F	0	1	0	0	0	0	0	0	0	1	1	
Liquor Laws	M	0	0	0	0	0	0	0	0	0	0	0	
	F	0	0	0	0	0	0	0	0	0	0	0	
Drunkenness	M	0	0	0	0	0	0	0	0	0	0	0	
	F	0	0	0	0	0	0	0	0	0	0	0	
Disorderly Conduct	M	0	0	0	0	0	0	0	0	0	1	1	
	F	0	0	0	0	0	0	0	0	0	0	0	
Vagrancy	M	0	0	0	0	0	0	0	0	0	0	0	
	F	0	0	0	0	0	0	0	0	0	0	0	
All Other Offenses (except Traffic)	M	0	0	0	0	0	0	0	0	0	1	1	
	F	0	0	0	0	0	0	0	0	0	0	0	
Suspicion	M	0	0	0	0	0	0	0	0	0	0	0	
	F	0	0	0	0	0	0	0	0	0	0	0	
Curfew and Loitering Law Violations	M	0	0	0	0	0	0	0	0	0	0	0	
	F	0	0	0	0	0	0	0	0	0	0	0	
Runaway	M	0	0	0	0	0	0	0	0	0	0	0	
	F	0	0	0	0	0	0	0	0	0	0	0	
GRAND TOTAL		4	4	9	2	5	3	4	1	1	40	41	



# Statewide Arrests by Offense and Age

TMCC PD

OFFENSE																
	SEX	9 & Under	10 -12	13-14	15	16	17	Total <18	18	19	20	21	22	23	24	
Murder	M	0	0	0	0	0	0	0	0	0	0	0	0	0	0	
	F	0	0	0	0	0	0	0	0	0	0	0	0	0	0	
Manslaughter by Negligence	M	0	0	0	0	0	0	0	0	0	0	0	0	0	0	
	F	0	0	0	0	0	0	0	0	0	0	0	0	0	0	
Forcible Rape	M	0	0	0	0	0	0	0	0	0	0	0	0	0	0	
	F	0	0	0	0	0	0	0	0	0	0	0	0	0	0	
Robbery	M	0	0	0	0	0	0	0	0	0	0	0	0	0	0	
	F	0	0	0	0	0	0	0	0	0	0	0	0	0	0	
Aggravated Assault	M	0	0	0	0	0	0	0	0	0	0	0	0	0	0	
	F	0	0	0	0	0	0	0	0	0	0	0	0	0	0	
Other Assaults	M	0	0	0	0	0	0	0	0	0	0	0	0	0	0	
	F	0	0	0	0	0	0	0	0	0	0	0	0	0	0	
Burglary	M	0	0	0	0	0	0	0	0	0	0	0	0	0	0	
	F	0	0	0	0	0	0	0	0	0	0	0	0	0	0	
Larceny--Theft	M	0	0	0	0	0	0	0	0	0	0	0	0	0	0	
	F	0	0	0	0	0	0	0	0	0	0	0	0	0	0	
Motor Vehicle Theft	M	0	0	0	0	0	0	0	0	0	0	0	0	0	0	
	F	0	0	0	0	0	0	0	0	0	0	0	0	0	0	
Arson	M	0	0	0	0	0	0	0	0	0	0	0	0	0	0	
	F	0	0	0	0	0	0	0	0	0	0	0	0	0	0	
Forgery & Counterfeiting	M	0	0	0	0	0	0	0	0	0	0	0	0	0	0	
	F	0	0	0	0	0	0	0	0	0	0	0	0	0	0	
Fraud	M	0	0	0	0	0	0	0	0	0	0	0	0	0	0	
	F	0	0	0	0	0	0	0	0	0	0	0	0	0	0	
Embezzlement	M	0	0	0	0	0	0	0	0	0	0	0	0	0	0	
	F	0	0	0	0	0	0	0	0	0	0	0	0	0	0	
Stolen Property-Buy, Possess, Receive	M	0	0	0	0	0	0	0	0	0	0	0	0	0	0	
	F	0	0	0	0	0	0	0	0	0	0	0	0	0	0	
Vandalism	M	0	0	0	0	0	0	0	0	0	0	0	0	0	0	
	F	0	0	0	0	0	0	0	0	0	0	0	0	0	0	
Weapons-carrying, possession, etc.	M	0	0	0	0	0	0	0	0	0	0	0	0	0	0	
	F	0	0	0	0	0	0	0	0	0	0	0	0	0	0	
Prostitution & Commercialized Vice	M	0	0	0	0	0	0	0	0	0	0	0	0	0	0	
	F	0	0	0	0	0	0	0	0	0	0	0	0	0	0	
Other Sex Offenses	M	0	0	0	0	0	0	0	0	0	0	0	0	0	0	
	F	0	0	0	0	0	0	0	0	0	0	0	0	0	0	
Drug Abuse Violations	M	0	0	0	0	0	0	0	0	0	0	0	0	0	0	
	F	0	0	0	0	0	0	0	0	0	0	0	0	0	0	
Gambling	M	0	0	0	0	0	0	0	0	0	0	0	0	0	0	
	F	0	0	0	0	0	0	0	0	0	0	0	0	0	0	
Offenses Against Family & Children	M	0	0	0	0	0	0	0	0	0	0	0	0	0	0	
	F	0	0	0	0	0	0	0	0	0	0	0	0	0	0	
Driving Under the Influence	M	0	0	0	0	0	0	0	0	0	0	0	0	0	0	
	F	0	0	0	0	0	0	0	0	0	0	0	0	0	0	
Liquor Laws	M	0	0	0	0	0	0	0	0	0	0	0	0	0	0	
	F	0	0	0	0	0	0	0	0	0	0	0	0	0	0	
Drunkenness	M	0	0	0	0	0	0	0	0	0	0	0	0	0	0	
	F	0	0	0	0	0	0	0	0	0	0	0	0	0	0	
Disorderly Conduct	M	0	0	0	0	0	0	0	0	0	0	0	0	0	0	
	F	0	0	0	0	0	0	0	0	0	0	0	0	0	0	
Vagrancy	M	0	0	0	0	0	0	0	0	0	0	0	0	0	0	
	F	0	0	0	0	0	0	0	0	0	0	0	0	0	0	
All Other Offenses (except Traffic)	M	0	0	0	0	0	0	0	0	0	0	0	0	0	0	
	F	0	0	0	0	0	0	0	0	0	0	0	0	0	0	
Suspicion	M	0	0	0	0	0	0	0	0	0	0	0	0	0	0	
	F	0	0	0	0	0	0	0	0	0	0	0	0	0	0	
Curfew and Loitering Law Violations	M	0	0	0	0	0	0	0	0	0	0	0	0	0	0	
	F	0	0	0	0	0	0	0	0	0	0	0	0	0	0	
Runaway	M	0	0	0	0	0	0	0	0	0	0	0	0	0	0	
	F	0	0	0	0	0	0	0	0	0	0	0	0	0	0	
GRAND TOTAL		0	0	0	0	0	0	0	0	0	0	0	0	0	0	

# Statewide Arrests by Offense and Age

TMCC PD

OFFENSE												
SEX	25-29	30-34	35-39	40-44	45-49	50-54	55-59	60-64	over 64	Total >18	Grand Total	
Murder	M 0	0	0	0	0	0	0	0	0	0	0	0
F 0	0	0	0	0	0	0	0	0	0	0	0	0
Manslaughter by Negligence	M 0	0	0	0	0	0	0	0	0	0	0	0
F 0	0	0	0	0	0	0	0	0	0	0	0	0
Forcible Rape	M 0	0	0	0	0	0	0	0	0	0	0	0
F 0	0	0	0	0	0	0	0	0	0	0	0	0
Robbery	M 0	0	0	0	0	0	0	0	0	0	0	0
F 0	0	0	0	0	0	0	0	0	0	0	0	0
Aggravated Assault	M 0	0	0	0	0	0	0	0	0	0	0	0
F 0	0	0	0	0	0	0	0	0	0	0	0	0
Other Assaults	M 0	0	0	0	1	0	0	0	0	1	1	1
F 1	0	0	0	0	0	0	0	0	0	1	1	1
Burglary	M 0	0	0	0	0	0	0	0	0	0	0	0
F 0	0	0	0	0	0	0	0	0	0	0	0	0
Larceny--Theft	M 0	0	0	0	0	0	0	0	0	0	0	0
F 0	0	0	0	0	0	0	0	0	0	0	0	0
Motor Vehicle Theft	M 0	0	0	0	0	0	0	0	0	0	0	0
F 0	0	0	0	0	0	0	0	0	0	0	0	0
Arson	M 0	0	0	0	0	0	0	0	0	0	0	0
F 0	0	0	0	0	0	0	0	0	0	0	0	0
Forgery & Counterfeiting	M 0	0	0	0	0	0	0	0	0	0	0	0
F 0	0	0	0	0	0	0	0	0	0	0	0	0
Fraud	M 0	0	0	0	0	0	0	0	0	0	0	0
F 0	0	0	0	0	0	0	0	0	0	0	0	0
Embezzlement	M 0	0	0	0	0	0	0	0	0	0	0	0
F 0	0	0	0	0	0	0	0	0	0	0	0	0
Stolen Property-Buy, Possess, Receive	M 0	0	0	0	0	0	0	0	0	0	0	0
F 0	0	0	0	0	0	0	0	0	0	0	0	0
Vandalism	M 0	0	0	0	0	0	0	0	0	0	0	0
F 0	0	0	0	0	0	0	0	0	0	0	0	0
Weapons-carrying, possession, etc.	M 0	0	0	0	0	0	0	0	0	0	0	0
F 0	0	0	0	0	0	0	0	0	0	0	0	0
Prostitution & Commercialized Vice	M 0	0	0	0	0	0	0	0	0	0	0	0
F 0	0	0	0	0	0	0	0	0	0	0	0	0
Other Sex Offenses	M 0	0	0	0	0	0	0	0	0	0	0	0
F 0	0	0	0	0	0	0	0	0	0	0	0	0
Drug Abuse Violations	M 0	0	0	0	0	0	0	0	0	0	0	0
F 0	0	0	0	0	0	0	0	0	0	0	0	0
Gambling	M 0	0	0	0	0	0	0	0	0	0	0	0
F 0	0	0	0	0	0	0	0	0	0	0	0	0
Offenses Against Family & Children	M 0	0	0	0	0	0	0	0	0	0	0	0
F 0	0	0	0	0	0	0	0	0	0	0	0	0
Driving Under the Influence	M 0	0	0	0	0	0	0	0	0	0	0	0
F 0	0	0	0	0	0	0	0	0	0	0	0	0
Liquor Laws	M 0	0	0	0	0	0	0	0	0	0	0	0
F 0	0	0	0	0	0	0	0	0	0	0	0	0
Drunkenness	M 0	0	0	0	0	0	0	0	0	0	0	0
F 0	0	0	0	0	0	0	0	0	0	0	0	0
Disorderly Conduct	M 0	0	0	0	0	0	0	0	0	0	0	0
F 0	0	0	0	0	0	0	0	0	0	0	0	0
Vagrancy	M 0	0	0	0	0	0	0	0	0	0	0	0
F 0	0	0	0	0	0	0	0	0	0	0	0	0
All Other Offenses (except Traffic)	M 0	0	0	0	0	0	0	0	0	0	0	0
F 0	0	0	0	0	0	0	0	0	0	0	0	0
Suspicion	M 0	0	0	0	0	0	0	0	0	0	0	0
F 0	0	0	0	0	0	0	0	0	0	0	0	0
Curfew and Loitering Law Violations	M 0	0	0	0	0	0	0	0	0	0	0	0
F 0	0	0	0	0	0	0	0	0	0	0	0	0
Runaway	M 0	0	0	0	0	0	0	0	0	0	0	0
F 0	0	0	0	0	0	0	0	0	0	0	0	0
GRAND TOTAL		1	0	0	0	1	0	0	0	0	2	2

# Statewide Arrests by Offense and Age

UNLV PD

OFFENSE		9 & Under							18-24							
		SEX	Under	10 -12	13-14	15	16	17	Total <18	18	19	20	21	22	23	24
Murder	M	0	0	0	0	0	0	0	0	0	0	0	0	0	0	0
	F	0	0	0	0	0	0	0	0	0	0	0	0	0	0	0
Manslaughter by Negligence	M	0	0	0	0	0	0	0	0	0	0	0	0	0	0	0
	F	0	0	0	0	0	0	0	0	0	0	0	0	0	0	0
Forcible Rape	M	0	0	0	0	0	0	0	0	0	0	0	0	0	0	0
	F	0	0	0	0	0	0	0	0	0	0	0	0	0	0	0
Robbery	M	0	0	0	0	0	0	0	0	0	0	0	0	0	0	0
	F	0	0	0	0	0	0	0	0	0	0	0	0	0	0	0
Aggravated Assault	M	0	0	0	0	0	0	0	0	0	0	0	0	0	0	0
	F	0	0	0	0	0	0	0	0	0	0	0	0	0	0	0
Other Assaults	M	0	0	0	0	0	1	1	1	1	1	1	1	0	0	0
	F	0	0	0	0	0	0	0	0	2	0	0	0	0	0	0
Burglary	M	0	0	0	0	0	0	0	0	0	0	0	0	0	0	0
	F	0	0	0	0	0	0	0	0	0	0	0	0	0	0	0
Larceny--Theft	M	0	1	0	0	1	0	2	2	0	0	0	0	0	0	0
	F	0	0	0	0	0	0	0	0	0	0	0	0	0	0	0
Motor Vehicle Theft	M	0	0	0	0	0	0	0	0	1	2	1	0	2	2	0
	F	0	0	0	0	0	0	0	0	1	0	0	0	0	0	0
Arson	M	0	0	0	0	0	0	0	0	0	0	0	0	0	0	0
	F	0	0	0	0	0	0	0	0	0	0	0	0	0	0	0
Forgery & Counterfeiting	M	0	0	0	0	0	0	0	0	0	0	0	0	0	0	0
	F	0	0	0	0	0	0	0	0	0	0	0	0	0	0	0
Fraud	M	0	0	0	0	0	0	0	0	0	0	0	0	0	0	0
	F	0	0	0	0	0	0	0	0	0	1	0	0	0	0	0
Embezzlement	M	0	0	0	0	0	0	0	0	0	0	0	0	0	0	0
	F	0	0	0	0	0	0	0	0	0	0	0	0	0	0	0
Stolen Property-Buy, Possess, Receive	M	0	0	0	0	0	0	0	0	0	0	0	0	0	0	0
	F	0	0	0	0	0	0	0	0	0	0	0	0	0	0	0
Vandalism	M	0	0	0	1	0	0	1	1	2	0	0	0	0	0	0
	F	0	0	0	0	0	0	0	0	0	0	0	0	0	0	0
Weapons-carrying, possession, etc.	M	0	0	0	0	0	0	0	0	0	0	0	0	1	0	0
	F	0	0	0	0	0	0	0	0	0	0	0	0	0	0	0
Prostitution & Commercialized Vice	M	0	0	0	0	0	0	0	0	0	0	0	0	0	0	0
	F	0	0	0	0	0	0	0	0	0	0	0	0	0	0	0
Other Sex Offenses	M	0	0	0	0	0	0	0	0	0	0	0	0	0	0	0
	F	0	0	0	0	0	0	0	0	0	0	0	0	0	0	0
Drug Abuse Violations	M	0	0	0	0	1	2	3	3	17	3	2	2	0	0	0
	F	0	0	0	0	0	1	1	1	3	2	1	0	0	1	0
Gambling	M	0	0	0	0	0	0	0	0	0	0	0	0	0	0	0
	F	0	0	0	0	0	0	0	0	0	0	0	0	0	0	0
Offenses Against Family & Children	M	0	0	0	0	0	0	0	0	0	0	0	0	0	0	0
	F	0	0	0	0	0	0	0	0	0	0	0	0	0	0	0
Driving Under the Influence	M	0	0	0	0	0	0	0	0	0	0	0	0	0	0	0
	F	0	0	0	0	0	0	0	0	0	0	0	0	0	0	0
Liquor Laws	M	0	0	0	0	0	0	0	0	3	1	0	0	0	0	0
	F	0	0	0	0	0	0	1	1	2	0	1	0	0	0	0
Drunkenness	M	0	0	0	0	0	0	0	0	0	0	0	0	0	0	0
	F	0	0	0	0	0	0	0	0	0	0	0	0	0	0	0
Disorderly Conduct	M	0	0	0	0	0	0	0	0	0	0	0	1	1	0	0
	F	0	0	0	0	0	0	0	0	0	0	0	0	0	0	0
Vagrancy	M	0	0	0	0	0	0	0	0	0	0	0	0	0	0	0
	F	0	0	0	0	0	0	0	0	0	0	0	0	0	0	0
All Other Offenses (except Traffic)	M	2	1	1	0	0	1	5	5	8	2	1	1	1	1	4
	F	0	0	0	0	0	0	0	0	2	0	0	0	0	1	0
Suspicion	M	0	0	0	0	0	0	0	0	0	0	0	0	0	0	0
	F	0	0	0	0	0	0	0	0	0	0	0	0	0	0	0
Curfew and Loitering Law Violations	M	0	0	1	1	0	0	2	2	0	0	0	0	0	0	0
	F	0	0	0	0	0	0	0	0	0	0	0	0	0	0	0
Runaway	M	0	0	0	0	0	0	0	0	0	0	0	0	0	0	0
	F	0	0	0	0	0	0	0	0	0	0	0	0	0	0	0
GRAND TOTAL		2	2	2	2	2	6	16	16	42	12	7	5	6	5	4

# Statewide Arrests by Offense and Age

UNLV PD

OFFENSE												
SEX	25-29	30-34	35-39	40-44	45-49	50-54	55-59	60-64	over 64	Total >18	Grand Total	
Murder	M 0	0	0	0	0	0	0	0	0	0	0	0
F 0	0	0	0	0	0	0	0	0	0	0	0	0
Manslaughter by Negligence	M 0	0	0	0	0	0	0	0	0	0	0	0
F 0	0	0	0	0	0	0	0	0	0	0	0	0
Forcible Rape	M 0	0	0	0	0	0	0	0	0	0	0	0
F 0	0	0	0	0	0	0	0	0	0	0	0	0
Robbery	M 0	0	0	0	0	0	0	0	0	0	0	0
F 0	0	0	0	0	0	0	0	0	0	0	0	0
Aggravated Assault	M 0	0	0	0	0	0	0	0	0	0	0	0
F 0	0	0	0	0	0	0	0	0	0	0	0	0
Other Assaults	M 2	3	0	0	0	1	0	0	0	11	12	12
F 0	0	1	0	0	0	0	0	0	0	3	3	3
Burglary	M 0	0	0	0	0	0	0	0	0	0	0	0
F 0	0	0	0	0	0	0	0	0	0	0	0	0
Larceny--Theft	M 0	2	0	1	0	2	0	0	0	5	7	7
F 0	0	0	0	0	0	0	0	0	0	0	0	0
Motor Vehicle Theft	M 0	0	0	0	0	0	0	0	0	8	8	8
F 0	0	0	0	0	0	0	0	0	0	1	1	1
Arson	M 0	0	0	0	0	0	0	0	0	0	0	0
F 0	0	0	0	0	0	0	0	0	0	0	0	0
Forgery & Counterfeiting	M 0	0	0	0	0	0	0	0	0	0	0	0
F 0	0	0	0	0	0	0	0	0	0	0	0	0
Fraud	M 1	0	0	0	0	0	0	0	0	1	1	1
F 0	0	0	0	0	0	0	0	0	0	1	1	1
Embezzlement	M 0	0	0	0	0	0	0	0	0	0	0	0
F 0	0	0	0	0	0	0	0	0	0	0	0	0
Stolen Property-Buy, Possess, Receive	M 0	0	0	1	0	0	0	0	0	1	1	1
F 0	0	0	0	0	0	0	0	0	0	0	0	0
Vandalism	M 0	0	0	0	0	0	0	0	0	2	3	3
F 0	0	0	0	0	0	0	0	0	0	0	0	0
Weapons-carrying, possession, etc.	M 0	0	0	1	0	0	0	0	0	2	2	2
F 0	0	0	0	0	0	0	0	0	0	0	0	0
Prostitution & Commercialized Vice	M 0	0	0	0	0	0	0	0	0	0	0	0
F 0	0	0	0	0	0	0	0	0	0	0	0	0
Other Sex Offenses	M 0	0	0	0	0	0	0	1	0	1	1	1
F 0	0	0	0	0	0	0	0	0	0	0	0	0
Drug Abuse Violations	M 2	1	1	1	1	0	0	0	0	30	33	33
F 0	0	0	0	0	0	0	0	0	0	7	8	8
Gambling	M 0	0	0	0	0	0	0	0	0	0	0	0
F 0	0	0	0	0	0	0	0	0	0	0	0	0
Offenses Against Family & Children	M 0	0	0	0	0	0	0	0	0	0	0	0
F 0	0	0	0	0	0	0	0	0	0	0	0	0
Driving Under the Influence	M 0	1	0	1	0	0	0	0	0	2	2	2
F 0	0	1	0	0	1	0	0	0	0	2	2	2
Liquor Laws	M 0	0	0	0	0	0	0	0	0	4	4	4
F 0	0	0	0	0	0	0	0	0	0	3	4	4
Drunkenness	M 0	0	0	0	0	0	0	0	0	0	0	0
F 0	0	0	0	0	0	0	0	0	0	0	0	0
Disorderly Conduct	M 0	1	0	0	0	0	0	0	0	3	3	3
F 0	0	0	0	0	0	0	0	0	0	0	0	0
Vagrancy	M 0	0	0	0	0	0	0	0	0	0	0	0
F 0	0	0	0	0	0	0	0	0	0	0	0	0
All Other Offenses (except Traffic)	M 2	3	2	3	2	1	0	1	0	32	37	37
F 0	0	0	0	0	0	0	0	0	0	3	3	3
Suspicion	M 0	0	0	0	0	0	0	0	0	0	0	0
F 0	0	0	0	0	0	0	0	0	0	0	0	0
Curfew and Loitering Law Violations	M 0	0	0	0	0	0	0	0	0	0	2	2
F 0	0	0	0	0	0	0	0	0	0	0	0	0
Runaway	M 0	0	0	0	0	0	0	0	0	0	0	0
F 0	0	0	0	0	0	0	0	0	0	0	0	0
GRAND TOTAL		7	13	3	8	4	4	0	2	0	122	138

# Statewide Arrests by Offense and Age

UNR PD

OFFENSE	9 &															
	SEX	Under	10 -12	13-14	15	16	17	Total <18	18	19	20	21	22	23	24	
Murder	M	0	0	0	0	0	0	0	0	0	0	0	0	0	0	
	F	0	0	0	0	0	0	0	0	0	0	0	0	0	0	
Manslaughter by Negligence	M	0	0	0	0	0	0	0	0	0	0	0	0	0	0	
	F	0	0	0	0	0	0	0	0	0	0	0	0	0	0	
Forcible Rape	M	0	0	0	0	0	0	0	0	0	0	0	0	0	0	
	F	0	0	0	0	0	0	0	0	0	0	0	0	0	0	
Robbery	M	0	0	0	0	0	0	0	0	0	0	0	0	0	0	
	F	0	0	0	0	0	0	0	0	0	0	0	0	0	0	
Aggravated Assault	M	0	0	0	0	0	0	0	0	0	0	0	0	1	0	
	F	0	0	0	0	0	0	0	0	0	0	0	0	0	0	
Other Assaults	M	0	0	0	0	0	0	0	0	1	1	1	0	2	1	0
	F	0	0	0	0	0	0	0	1	0	0	0	2	0	0	
Burglary	M	0	0	0	0	0	0	0	1	0	0	0	0	1	0	
	F	0	0	0	0	0	0	0	0	0	0	0	0	0	0	
Larceny--Theft	M	0	0	0	0	0	0	0	0	1	0	0	0	0	1	
	F	0	0	0	0	0	0	0	0	0	0	0	0	1	0	
Motor Vehicle Theft	M	0	0	0	0	0	0	0	0	0	0	0	0	0	0	
	F	0	0	0	0	0	0	0	0	0	0	0	0	0	0	
Arson	M	0	0	0	0	0	0	0	0	0	0	0	0	0	0	
	F	0	0	0	0	0	0	0	0	0	0	0	0	0	0	
Forgery & Counterfeiting	M	0	0	0	0	0	0	0	0	0	0	0	1	0	0	
	F	0	0	0	0	0	0	0	0	0	0	0	0	0	0	
Fraud	M	0	0	0	0	0	0	0	0	1	0	0	0	0	0	
	F	0	0	0	0	0	0	0	0	0	0	0	0	0	0	
Embezzlement	M	0	0	0	0	0	0	0	0	0	0	0	0	0	0	
	F	0	0	0	0	0	0	0	0	0	0	0	0	0	0	
Stolen Property-Buy, Possess, Receive	M	0	0	0	0	0	0	0	0	0	0	0	0	0	0	
	F	0	0	0	0	0	0	0	0	0	0	0	0	0	0	
Vandalism	M	0	0	0	0	0	0	0	0	0	0	0	0	0	0	
	F	0	0	0	0	0	0	0	0	0	0	0	0	0	0	
Weapons-carrying, possession, etc.	M	0	0	0	0	0	0	0	0	0	0	0	0	0	0	
	F	0	0	0	0	0	0	0	0	0	0	0	0	0	0	
Prostitution & Commercialized Vice	M	0	0	0	0	0	0	0	0	0	0	0	0	0	0	
	F	0	0	0	0	0	0	0	0	0	0	0	0	0	0	
Other Sex Offenses	M	0	0	0	0	0	0	0	0	0	0	0	0	0	0	
	F	0	0	0	0	0	0	0	0	0	0	0	0	0	0	
Drug Abuse Violations	M	0	0	0	0	0	0	0	10	7	2	0	3	0	0	
	F	0	0	0	0	0	0	0	0	1	1	0	0	0	0	
Gambling	M	0	0	0	0	0	0	0	0	0	0	0	0	0	0	
	F	0	0	0	0	0	0	0	0	0	0	0	0	0	0	
Offenses Against Family & Children	M	0	0	0	0	0	0	0	0	0	0	0	0	0	0	
	F	0	0	0	0	0	0	0	0	0	0	0	0	0	0	
Driving Under the Influence	M	0	0	0	0	0	0	0	1	0	3	7	3	1	2	
	F	0	0	0	0	0	0	0	0	4	0	2	3	0	1	
Liquor Laws	M	0	0	0	0	0	2	2	48	23	19	0	0	0	1	
	F	0	0	0	0	1	5	6	53	20	15	0	0	0	0	
Drunkenness	M	0	0	0	0	0	0	0	0	0	0	0	0	0	0	
	F	0	0	0	0	0	0	0	0	0	0	0	0	0	0	
Disorderly Conduct	M	0	0	0	0	0	0	0	0	0	0	0	0	0	0	
	F	0	0	0	0	0	0	0	0	0	0	0	0	0	0	
Vagrancy	M	0	0	0	0	0	0	0	0	0	0	0	0	0	0	
	F	0	0	0	0	0	0	0	0	0	0	0	0	0	0	
All Other Offenses (except Traffic)	M	0	0	0	0	0	1	1	0	2	3	3	1	3	3	
	F	0	0	1	0	0	0	1	0	0	0	3	2	0	0	
Suspicion	M	0	0	0	0	0	0	0	0	0	0	0	0	0	0	
	F	0	0	0	0	0	0	0	0	0	0	0	0	0	0	
Curfew and Loitering Law Violations	M	0	0	0	0	0	0	0	0	0	0	0	0	0	0	
	F	0	0	0	0	0	0	0	0	0	0	0	0	0	0	
Runaway	M	0	0	0	0	0	0	0	0	0	0	0	0	0	0	
	F	0	0	0	0	0	0	0	0	0	0	0	0	0	0	
GRAND TOTAL		0	0	1	0	1	8	10	114	60	44	15	17	8	8	

# Statewide Arrests by Offense and Age

UNR PD

OFFENSE												
SEX	25-29	30-34	35-39	40-44	45-49	50-54	55-59	60-64	over 64	Total >18	Grand Total	
Murder	M 0	0	0	0	0	0	0	0	0	0	0	0
F 0	0	0	0	0	0	0	0	0	0	0	0	0
Manslaughter by Negligence	M 0	0	0	0	0	0	0	0	0	0	0	0
F 0	0	0	0	0	0	0	0	0	0	0	0	0
Forcible Rape	M 0	0	0	0	0	0	0	0	0	0	0	0
F 0	0	0	0	0	0	0	0	0	0	0	0	0
Robbery	M 0	0	0	0	0	0	0	0	0	0	0	0
F 0	0	0	0	0	0	0	0	0	0	0	0	0
Aggravated Assault	M 0	0	0	0	0	0	0	0	0	1	1	1
F 0	0	0	0	0	0	0	0	0	0	0	0	0
Other Assaults	M 2	0	0	0	0	0	0	0	1	8	8	8
F 0	0	0	0	0	0	0	0	0	0	3	3	3
Burglary	M 5	0	1	0	0	0	0	0	0	8	8	8
F 0	0	0	0	0	0	0	0	0	0	0	0	0
Larceny--Theft	M 0	1	2	1	0	0	0	0	0	6	6	6
F 0	0	1	0	0	0	0	0	0	0	2	2	2
Motor Vehicle Theft	M 0	0	0	0	2	0	0	0	0	2	2	2
F 0	0	0	0	0	0	0	0	0	0	0	0	0
Arson	M 0	0	0	0	0	0	0	0	0	0	0	0
F 0	0	0	0	0	0	0	0	0	0	0	0	0
Forgery & Counterfeiting	M 0	0	0	0	0	0	0	0	0	1	1	1
F 0	0	0	0	0	0	0	0	0	0	0	0	0
Fraud	M 0	0	0	0	0	1	0	0	0	2	2	2
F 0	0	0	0	0	0	0	0	0	0	0	0	0
Embezzlement	M 0	0	0	0	0	0	0	0	0	0	0	0
F 0	0	0	0	0	0	0	0	0	0	0	0	0
Stolen Property-Buy, Possess, Receive	M 0	0	1	0	1	0	0	0	0	2	2	2
F 0	0	1	0	0	0	0	0	0	0	1	1	1
Vandalism	M 0	0	0	0	0	0	0	0	0	0	0	0
F 0	0	0	0	0	0	0	0	0	0	0	0	0
Weapons-carrying, possession, etc.	M 0	0	0	0	0	0	0	0	0	0	0	0
F 0	0	0	0	0	0	0	0	0	0	0	0	0
Prostitution & Commercialized Vice	M 0	0	0	0	0	0	0	0	0	0	0	0
F 0	0	0	0	0	0	0	0	0	0	0	0	0
Other Sex Offenses	M 0	0	0	1	0	0	0	0	0	1	1	1
F 0	0	0	0	0	0	0	0	0	0	0	0	0
Drug Abuse Violations	M 2	1	1	1	2	0	0	0	0	29	29	29
F 1	0	0	0	0	0	0	0	0	0	3	3	3
Gambling	M 0	0	0	0	0	0	0	0	0	0	0	0
F 0	0	0	0	0	0	0	0	0	0	0	0	0
Offenses Against Family & Children	M 0	0	0	0	0	0	0	0	0	0	0	0
F 0	0	0	0	0	0	0	0	0	0	0	0	0
Driving Under the Influence	M 4	2	3	1	0	1	1	0	0	29	29	29
F 2	1	0	0	0	0	0	0	0	0	13	13	13
Liquor Laws	M 0	0	0	0	0	0	0	0	0	91	93	93
F 0	0	0	0	0	0	0	0	1	0	89	95	95
Drunkenness	M 0	0	0	0	0	0	0	0	0	0	0	0
F 0	0	0	0	0	0	0	0	0	0	0	0	0
Disorderly Conduct	M 0	0	0	0	0	0	0	0	0	0	0	0
F 0	0	0	0	0	0	0	0	0	0	0	0	0
Vagrancy	M 0	0	0	0	0	0	0	0	0	0	0	0
F 0	0	0	0	0	0	0	0	0	0	0	0	0
All Other Offenses (except Traffic)	M 8	4	3	6	0	3	0	0	0	39	40	40
F 4	0	0	0	2	2	0	0	1	0	14	15	15
Suspicion	M 0	0	0	0	0	0	0	0	0	0	0	0
F 0	0	0	0	0	0	0	0	0	0	0	0	0
Curfew and Loitering Law Violations	M 0	0	0	0	0	0	0	0	0	0	0	0
F 0	0	0	0	0	0	0	0	0	0	0	0	0
Runaway	M 0	0	0	0	0	0	0	0	0	0	0	0
F 0	0	0	0	0	0	0	0	0	0	0	0	0
GRAND TOTAL		28	11	11	12	7	5	1	2	1	344	354



# Statewide Arrests by Offense and Age

Washoe Schools PD

OFFENSE		9 & Under														
		SEX	Under	10 -12	13-14	15	16	17	Total <18	18	19	20	21	22	23	24
Murder	M	0	0	0	0	0	0	0	0	0	0	0	0	0	0	0
	F	0	0	0	0	0	0	0	0	0	0	0	0	0	0	0
Manslaughter by Negligence	M	0	0	0	0	0	0	0	0	0	0	0	0	0	0	0
	F	0	0	0	0	0	0	0	0	0	0	0	0	0	0	0
Forcible Rape	M	0	0	0	0	0	0	0	0	0	0	0	0	0	0	0
	F	0	0	0	0	0	0	0	0	0	0	0	0	0	0	0
Robbery	M	0	0	0	0	1	0	1	1	0	0	0	0	0	0	0
	F	0	0	0	0	0	0	0	0	0	0	0	0	0	0	0
Aggravated Assault	M	2	2	2	1	3	0	10	10	0	0	0	0	0	0	0
	F	0	1	0	2	4	1	8	8	0	0	0	0	0	0	0
Other Assaults	M	3	27	41	14	15	8	108	108	2	1	1	0	0	0	0
	F	1	11	19	5	7	9	52	52	0	0	0	0	0	0	0
Burglary	M	0	0	1	1	0	0	2	2	0	0	0	0	0	0	0
	F	0	0	0	0	0	0	0	0	0	0	0	0	0	0	0
Larceny--Theft	M	0	12	10	6	7	0	35	35	0	0	0	0	0	0	0
	F	0	1	4	4	1	2	12	12	0	0	0	0	0	0	0
Motor Vehicle Theft	M	0	0	0	1	0	0	1	1	0	0	0	0	0	0	0
	F	0	0	1	0	0	0	1	1	0	0	0	0	0	0	0
Arson	M	0	1	1	0	2	0	4	4	0	0	0	0	0	0	0
	F	0	0	0	0	0	0	0	0	0	0	0	0	0	0	0
Forgery & Counterfeiting	M	0	0	0	0	0	0	0	0	0	0	0	0	0	0	0
	F	0	0	0	0	0	0	0	0	0	0	0	0	0	0	0
Fraud	M	0	0	0	0	0	0	0	0	0	0	0	0	0	0	1
	F	0	0	0	0	0	0	0	0	0	0	0	0	0	0	0
Embezzlement	M	0	1	1	0	0	0	2	2	0	0	0	0	0	0	0
	F	0	0	0	0	0	0	0	0	0	0	0	0	0	0	0
Stolen Property-Buy, Possess, Receive	M	0	1	4	3	1	0	9	9	0	0	0	0	0	0	0
	F	0	0	0	3	1	0	4	4	0	0	0	0	0	0	0
Vandalism	M	0	4	10	9	6	8	37	37	0	2	0	0	0	0	0
	F	0	0	1	0	1	0	2	2	0	0	0	0	0	0	0
Weapons-carrying, possession, etc.	M	0	8	4	2	2	4	20	20	0	1	0	0	0	0	0
	F	0	0	2	0	0	1	3	3	0	0	0	0	0	0	0
Prostitution & Commercialized Vice	M	0	0	0	0	0	0	0	0	0	0	0	0	0	0	0
	F	0	0	0	0	0	0	0	0	0	0	0	0	0	0	0
Other Sex Offenses	M	0	1	1	1	0	0	3	3	0	0	0	0	0	0	0
	F	0	0	0	0	0	0	0	0	0	0	0	0	0	0	0
Drug Abuse Violations	M	0	9	38	29	47	27	150	150	6	1	0	0	0	1	0
	F	0	5	14	15	11	10	55	55	2	0	0	0	0	0	0
Gambling	M	0	0	0	0	0	0	0	0	0	0	0	0	0	0	0
	F	0	0	0	0	1	0	1	1	0	0	0	0	0	0	0
Offenses Against Family & Children	M	0	0	0	0	0	0	0	0	0	0	0	0	0	0	0
	F	0	0	0	0	0	0	0	0	0	0	0	0	0	0	0
Driving Under the Influence	M	0	0	0	0	0	0	0	0	0	0	0	0	1	0	1
	F	0	0	0	0	0	0	0	0	0	0	0	0	0	0	0
Liquor Laws	M	0	1	7	9	6	6	29	29	0	0	1	0	0	0	0
	F	0	0	9	6	7	7	29	29	0	0	0	0	0	0	0
Drunkenness	M	0	3	11	6	7	10	37	37	0	0	0	0	0	0	0
	F	0	0	7	4	7	2	20	20	0	0	0	0	0	0	0
Disorderly Conduct	M	3	17	38	11	11	8	88	88	0	1	0	0	0	0	0
	F	0	6	12	4	7	3	32	32	0	1	0	0	0	0	0
Vagrancy	M	0	0	0	0	0	0	0	0	0	0	0	0	0	0	0
	F	0	0	0	0	0	0	0	0	0	0	0	0	0	0	0
All Other Offenses (except Traffic)	M	2	24	58	51	59	35	229	229	2	2	1	2	1	1	0
	F	1	11	33	31	24	18	118	118	1	0	0	2	0	1	1
Suspicion	M	0	0	0	0	0	0	0	0	0	0	0	0	0	0	0
	F	0	0	0	0	0	0	0	0	0	0	0	0	0	0	0
Curfew and Loitering Law Violations	M	0	0	0	1	2	1	4	4	0	0	0	0	0	0	0
	F	0	0	0	0	0	0	0	0	0	0	0	0	0	0	0
Runaway	M	0	0	1	1	0	0	2	2	0	0	0	0	0	0	0
	F	0	0	1	0	0	0	1	1	0	0	0	0	0	0	0
GRAND TOTAL		12	146	331	220	240	160	1,109	1,109	13	9	3	4	2	3	3

# Statewide Arrests by Offense and Age

Washoe Schools PD

OFFENSE												
SEX	25-29	30-34	35-39	40-44	45-49	50-54	55-59	60-64	over 64	Total >18	Grand Total	
Murder	M 0	0	0	0	0	0	0	0	0	0	0	0
F 0	0	0	0	0	0	0	0	0	0	0	0	0
Manslaughter by Negligence	M 0	0	0	0	0	0	0	0	0	0	0	0
F 0	0	0	0	0	0	0	0	0	0	0	0	0
Forcible Rape	M 0	0	0	0	0	0	0	0	0	0	0	0
F 0	0	0	0	0	0	0	0	0	0	0	0	0
Robbery	M 0	0	0	0	0	0	0	0	0	0	1	1
F 0	0	0	0	0	0	0	0	0	0	0	0	0
Aggravated Assault	M 0	0	0	1	0	0	0	0	0	1	11	11
F 0	0	0	0	0	0	0	0	0	0	0	8	8
Other Assaults	M 0	0	0	0	0	0	0	0	0	4	112	112
F 0	1	0	0	1	0	0	0	0	0	2	54	54
Burglary	M 0	0	0	0	0	0	0	0	0	0	2	2
F 0	1	0	0	0	0	0	0	0	0	1	1	1
Larceny--Theft	M 0	0	0	1	0	0	0	0	0	1	36	36
F 0	1	0	0	0	0	0	0	0	0	1	13	13
Motor Vehicle Theft	M 0	0	0	0	0	1	0	0	0	1	2	2
F 0	0	0	0	0	0	0	0	0	0	0	1	1
Arson	M 0	0	0	0	0	0	0	0	0	0	4	4
F 0	0	0	0	0	0	0	0	0	0	0	0	0
Forgery & Counterfeiting	M 0	0	0	0	0	0	0	0	0	0	0	0
F 0	0	0	0	0	0	0	0	0	0	0	0	0
Fraud	M 0	0	0	0	0	0	0	0	0	1	1	1
F 0	0	0	0	0	0	0	0	0	0	0	0	0
Embezzlement	M 0	0	0	0	0	0	0	0	0	0	2	2
F 0	0	0	0	0	0	0	0	0	0	0	0	0
Stolen Property-Buy, Possess, Receive	M 0	0	0	0	0	0	0	0	0	0	9	9
F 0	0	0	0	0	0	0	0	0	0	0	4	4
Vandalism	M 0	0	0	0	0	0	0	0	0	2	39	39
F 0	0	0	0	0	0	0	0	0	0	0	2	2
Weapons-carrying, possession, etc.	M 0	2	0	1	0	0	0	0	0	4	24	24
F 0	0	0	0	0	0	0	0	0	0	0	3	3
Prostitution & Commercialized Vice	M 0	0	0	0	0	0	0	0	0	0	0	0
F 0	0	0	0	0	0	0	0	0	0	0	0	0
Other Sex Offenses	M 0	0	0	0	0	0	0	0	0	0	3	3
F 0	0	0	0	0	0	0	0	0	0	0	0	0
Drug Abuse Violations	M 0	0	2	0	0	0	0	0	0	10	160	160
F 1	0	0	0	0	0	0	0	0	0	3	58	58
Gambling	M 0	0	0	0	0	0	0	0	0	0	0	0
F 0	0	0	0	0	0	0	0	0	0	0	1	1
Offenses Against Family & Children	M 0	0	1	0	0	0	0	0	0	1	1	1
F 0	0	0	0	0	0	0	0	0	0	0	0	0
Driving Under the Influence	M 1	0	0	0	0	0	0	0	0	3	3	3
F 1	0	0	0	0	0	0	0	0	0	1	1	1
Liquor Laws	M 0	0	0	0	0	0	0	0	0	1	30	30
F 0	0	0	0	0	0	0	0	0	0	0	29	29
Drunkenness	M 0	0	0	0	0	0	0	0	0	0	37	37
F 0	0	1	0	0	0	0	0	0	0	1	21	21
Disorderly Conduct	M 0	0	0	0	0	0	0	0	0	1	89	89
F 0	0	1	0	0	0	0	0	0	0	2	34	34
Vagrancy	M 0	0	0	0	0	0	0	0	0	0	0	0
F 0	0	0	0	0	0	0	0	0	0	0	0	0
All Other Offenses (except Traffic)	M 1	2	1	0	0	0	1	1	0	15	244	244
F 2	1	0	1	2	0	0	0	0	0	11	129	129
Suspicion	M 0	0	0	0	0	0	0	0	0	0	0	0
F 0	0	0	0	0	0	0	0	0	0	0	0	0
Curfew and Loitering Law Violations	M 0	0	0	0	0	0	0	0	0	0	4	4
F 0	0	0	0	0	0	0	0	0	0	0	0	0
Runaway	M 0	0	0	0	0	0	0	0	0	0	2	2
F 0	0	0	0	0	0	0	0	0	0	0	1	1
GRAND TOTAL		6	8	6	4	3	1	1	1	0	67	1,176

# Statewide Arrests by Offense and Age

Washoe Co SO

OFFENSE	9 & Under															
	SEX	Under	10 -12	13-14	15	16	17	Total <18	18	19	20	21	22	23	24	
Murder	M	0	0	0	0	0	1	1	0	1	0	0	2	0	0	
	F	0	0	0	0	0	0	0	0	0	0	0	0	0	0	
Manslaughter by Negligence	M	0	0	0	0	0	0	0	0	0	0	0	0	0	0	
	F	0	0	0	0	0	0	0	0	0	0	0	0	0	0	
Forcible Rape	M	0	1	3	0	0	2	6	0	0	0	0	0	0	0	
	F	0	0	0	0	0	0	0	0	0	0	0	0	0	0	
Robbery	M	0	0	2	0	1	2	5	3	1	3	0	0	0	0	
	F	0	0	0	0	0	0	0	0	0	0	0	0	0	0	
Aggravated Assault	M	0	1	4	6	6	7	24	8	3	6	4	8	7	11	
	F	0	0	4	4	4	2	14	1	3	1	2	3	7	5	
Other Assaults	M	0	4	1	1	3	1	10	0	1	1	1	0	2	2	
	F	0	0	1	0	0	0	1	0	0	0	0	0	0	1	
Burglary	M	0	0	5	2	3	8	18	14	4	3	7	8	5	2	
	F	0	0	2	0	0	0	2	0	2	1	1	2	1	0	
Larceny--Theft	M	1	0	0	2	2	0	5	1	1	1	0	1	3	1	
	F	0	0	0	0	1	0	1	0	0	0	0	1	1	0	
Motor Vehicle Theft	M	0	0	0	1	2	0	3	3	0	0	0	0	1	1	
	F	0	0	0	0	0	0	0	0	1	1	0	0	0	0	
Arson	M	1	0	2	0	1	0	4	0	0	1	0	0	0	0	
	F	0	0	0	0	0	0	0	0	0	0	0	0	0	0	
Forgery & Counterfeiting	M	0	0	0	0	0	0	0	0	0	1	0	1	0	0	
	F	0	0	0	0	0	0	0	0	0	0	0	0	0	0	
Fraud	M	0	0	1	0	0	0	1	1	1	0	1	1	0	0	
	F	0	0	0	0	0	0	0	0	0	1	0	1	2	1	
Embezzlement	M	0	0	0	0	0	0	0	0	0	0	1	1	0	0	
	F	0	0	0	0	0	0	0	0	0	0	0	0	0	0	
Stolen Property-Buy, Possess, Receive	M	0	0	0	1	0	2	3	4	1	0	3	3	1	1	
	F	0	0	0	0	0	0	0	0	0	0	1	0	0	0	
Vandalism	M	0	1	3	6	4	5	19	5	3	2	1	3	4	2	
	F	0	0	0	1	0	1	2	0	0	1	1	2	0	0	
Weapons-carrying, possession, etc.	M	0	0	0	0	1	2	3	0	1	2	0	3	0	1	
	F	0	0	0	0	0	0	0	0	0	0	0	0	0	0	
Prostitution & Commercialized Vice	M	0	0	0	0	0	0	0	0	0	0	0	0	0	0	
	F	0	0	0	0	0	0	0	0	0	0	0	0	1	0	
Other Sex Offenses	M	0	0	4	0	1	0	5	0	0	0	0	0	1	0	
	F	0	0	0	0	0	0	0	0	0	0	0	0	0	0	
Drug Abuse Violations	M	0	0	2	4	2	4	12	6	2	4	4	4	8	3	
	F	0	0	0	1	1	0	2	0	2	4	2	0	1	1	
Gambling	M	0	0	0	0	0	0	0	0	0	0	0	0	0	0	
	F	0	0	0	0	0	0	0	0	0	0	0	0	0	0	
Offenses Against Family & Children	M	0	0	0	0	0	0	0	7	4	4	6	3	2	4	
	F	0	0	0	1	0	0	1	6	0	0	4	2	0	2	
Driving Under the Influence	M	0	0	0	0	1	3	4	5	3	2	11	13	7	9	
	F	0	0	0	0	0	0	0	0	3	0	5	3	6	3	
Liquor Laws	M	0	0	6	13	10	29	58	23	16	17	0	0	0	0	
	F	0	0	9	9	8	16	42	4	2	5	0	0	0	0	
Drunkenness	M	0	0	0	0	0	0	0	0	0	0	0	0	0	0	
	F	0	0	0	0	0	0	0	0	0	0	0	0	0	0	
Disorderly Conduct	M	0	0	0	0	0	0	0	0	0	0	2	0	0	0	
	F	0	0	0	0	0	0	0	0	0	0	0	0	0	0	
Vagrancy	M	0	0	0	0	0	0	0	0	0	0	0	0	0	0	
	F	0	0	0	0	0	0	0	0	0	0	0	0	0	0	
All Other Offenses (except Traffic)	M	0	0	10	10	17	23	60	40	51	52	78	61	75	60	
	F	0	0	2	2	1	8	13	3	16	23	22	17	28	24	
Suspicion	M	0	0	0	0	0	0	0	0	0	0	0	0	0	0	
	F	0	0	0	0	0	0	0	0	0	0	0	0	0	0	
Curfew and Loitering Law Violations	M	0	0	7	2	8	2	19	0	0	0	0	0	0	0	
	F	0	0	6	5	2	1	14	0	0	0	0	0	0	0	
Runaway	M	0	0	4	5	5	7	21	0	0	0	0	0	0	0	
	F	0	0	4	2	2	1	9	0	0	0	0	0	0	0	
GRAND TOTAL		2	7	82	78	86	127	382	134	122	136	157	143	163	134	

# Statewide Arrests by Offense and Age

Washoe Co SO

OFFENSE												Grand Total
	SEX	25-29	30-34	35-39	40-44	45-49	50-54	55-59	60-64	over 64	Total >18	
Murder	M	2	0	0	1	0	0	0	0	0	6	7
	F	0	1	0	0	0	0	0	0	0	1	1
Manslaughter by Negligence	M	0	0	0	0	0	0	0	0	0	0	0
	F	0	0	0	0	0	0	0	0	0	0	0
Forcible Rape	M	1	2	3	0	0	1	0	2	0	9	15
	F	0	0	0	0	0	0	0	0	0	0	0
Robbery	M	2	0	2	1	1	0	0	0	0	13	18
	F	0	1	0	0	0	0	0	0	0	1	1
Aggravated Assault	M	37	27	26	28	24	11	7	6	7	220	244
	F	7	7	5	6	13	9	5	1	2	77	91
Other Assaults	M	5	5	4	4	8	3	6	3	0	45	55
	F	3	0	1	3	0	0	0	1	0	9	10
Burglary	M	15	19	9	6	7	4	1	1	0	105	123
	F	1	5	1	3	1	2	0	0	0	20	22
Larceny--Theft	M	4	3	1	3	3	5	0	1	0	28	33
	F	5	2	1	5	0	0	2	0	0	17	18
Motor Vehicle Theft	M	6	5	3	2	1	1	2	0	0	25	28
	F	1	3	3	0	1	1	0	0	0	11	11
Arson	M	0	0	1	0	2	0	0	0	0	4	8
	F	0	0	0	0	0	0	0	0	0	0	0
Forgery & Counterfeiting	M	0	4	1	1	1	0	0	1	0	10	10
	F	0	3	0	0	0	0	0	0	0	3	3
Fraud	M	5	3	12	1	2	4	3	2	1	37	38
	F	2	2	3	5	3	4	0	2	0	26	26
Embezzlement	M	1	0	1	0	1	0	0	0	1	6	6
	F	0	1	0	0	0	0	0	0	0	1	1
Stolen Property-Buy, Possess, Receive	M	2	0	1	3	4	1	0	1	0	25	28
	F	1	0	0	0	1	0	0	0	0	3	3
Vandalism	M	6	1	0	1	3	0	1	0	0	32	51
	F	1	0	0	1	3	0	0	0	0	9	11
Weapons-carrying, possession, etc.	M	2	3	1	2	2	0	0	3	0	20	23
	F	1	0	0	1	0	0	1	0	0	3	3
Prostitution & Commercialized Vice	M	0	0	0	0	0	0	0	0	0	0	0
	F	0	0	0	0	0	0	0	0	0	1	1
Other Sex Offenses	M	0	0	2	3	0	3	1	2	4	16	21
	F	0	0	0	0	0	0	0	0	0	0	0
Drug Abuse Violations	M	13	9	13	12	7	2	4	2	2	95	107
	F	6	2	2	3	3	1	0	0	0	27	29
Gambling	M	0	0	0	0	0	0	0	0	0	0	0
	F	0	0	0	0	0	0	0	0	0	0	0
Offenses Against Family & Children	M	4	9	6	5	2	3	1	1	0	61	61
	F	5	7	4	3	0	1	0	0	0	34	35
Driving Under the Influence	M	50	32	21	20	21	18	11	12	6	241	245
	F	12	14	7	12	15	11	8	6	2	107	107
Liquor Laws	M	1	0	0	0	0	0	0	0	0	57	115
	F	0	0	0	0	0	1	0	0	0	12	54
Drunkenness	M	0	0	0	0	0	0	0	0	0	0	0
	F	0	0	0	0	0	0	0	0	0	0	0
Disorderly Conduct	M	1	2	0	2	0	1	0	0	0	8	8
	F	0	2	0	1	0	0	0	0	0	3	3
Vagrancy	M	0	0	0	0	0	0	0	0	0	0	0
	F	0	0	0	0	0	0	0	0	0	0	0
All Other Offenses (except Traffic)	M	307	276	156	150	128	93	48	17	12	1,604	1,664
	F	114	90	58	54	56	29	13	2	1	550	563
Suspicion	M	0	0	0	0	0	0	0	0	0	0	0
	F	0	0	0	0	0	0	0	0	0	0	0
Curfew and Loitering Law Violations	M	0	0	0	0	0	0	0	0	0	0	19
	F	0	0	0	0	0	0	0	0	0	0	14
Runaway	M	0	0	0	0	0	0	0	0	0	0	21
	F	0	0	0	0	0	0	0	0	0	0	9
GRAND TOTAL		623	540	348	342	313	209	114	66	38	3,582	3,964

# Statewide Arrests by Offense and Age

West Wendover PD

OFFENSE																
	SEX	9 & Under	10 -12	13-14	15	16	17	Total <18	18	19	20	21	22	23	24	
Murder	M	0	0	0	0	0	0	0	0	0	0	0	0	0	0	
	F	0	0	0	0	0	0	0	0	0	0	0	0	0	0	
Manslaughter by Negligence	M	0	0	0	0	0	0	0	0	0	0	0	0	0	0	
	F	0	0	0	0	0	0	0	0	0	0	0	0	0	0	
Forcible Rape	M	0	0	0	0	0	0	0	0	0	0	0	0	0	0	
	F	0	0	0	0	0	0	0	0	0	0	0	0	0	0	
Robbery	M	0	0	0	0	0	0	0	0	0	0	0	0	0	0	
	F	0	0	0	0	0	0	0	0	0	0	0	0	0	0	
Aggravated Assault	M	0	0	0	0	0	0	0	0	0	0	1	1	2	0	
	F	1	0	0	0	0	0	1	0	0	0	1	0	0	0	
Other Assaults	M	0	0	1	0	0	1	2	0	0	2	1	3	3	3	
	F	0	0	1	0	3	0	4	1	1	1	0	1	0	1	
Burglary	M	0	0	2	3	1	0	6	0	0	0	0	1	0	0	
	F	0	0	0	0	0	0	0	1	0	0	0	0	0	0	
Larceny--Theft	M	0	0	0	0	0	0	0	0	0	2	2	3	1	2	
	F	0	0	0	0	0	0	0	0	1	0	0	0	0	2	
Motor Vehicle Theft	M	0	0	0	0	0	0	0	0	0	1	0	0	0	0	
	F	0	0	0	0	0	0	0	0	0	0	0	0	0	0	
Arson	M	0	0	0	0	0	0	0	0	0	0	0	0	0	0	
	F	0	0	0	0	0	0	0	0	0	0	0	0	0	0	
Forgery & Counterfeiting	M	0	0	0	0	0	0	0	0	0	0	0	0	0	0	
	F	0	0	0	0	0	0	0	0	0	0	0	0	0	2	
Fraud	M	0	0	0	0	0	0	0	0	0	0	0	1	1	0	
	F	0	0	0	0	0	0	0	0	0	0	0	0	0	0	
Embezzlement	M	0	0	0	0	0	0	0	0	0	0	0	0	0	0	
	F	0	0	0	0	0	0	0	0	0	0	0	0	0	0	
Stolen Property-Buy, Possess, Receive	M	0	0	0	0	0	0	0	0	0	0	0	0	0	0	
	F	0	0	0	0	0	0	0	0	0	0	0	0	0	0	
Vandalism	M	0	0	1	1	0	0	2	0	0	1	0	0	1	0	
	F	0	0	0	0	0	0	0	0	0	0	0	0	0	0	
Weapons-carrying, possession, etc.	M	0	0	0	1	0	1	2	1	0	2	0	0	0	0	
	F	0	0	0	0	0	0	0	0	0	0	0	0	0	0	
Prostitution & Commercialized Vice	M	0	0	0	0	0	0	0	0	0	0	0	0	0	0	
	F	0	0	0	0	0	0	0	0	0	0	0	0	0	0	
Other Sex Offenses	M	0	0	0	0	1	0	1	0	0	0	0	0	0	0	
	F	0	0	0	0	0	0	0	0	0	0	0	0	0	1	
Drug Abuse Violations	M	0	0	0	0	0	0	0	0	1	2	2	2	0	2	
	F	0	0	0	0	0	0	0	0	0	0	0	0	0	1	
Gambling	M	0	0	0	0	0	1	1	0	0	0	0	0	0	0	
	F	0	0	0	0	0	0	0	0	0	0	0	0	0	0	
Offenses Against Family & Children	M	0	0	1	0	0	0	1	0	0	0	1	0	2	0	
	F	0	0	0	0	0	0	0	0	0	0	0	0	1	0	
Driving Under the Influence	M	0	0	0	0	0	0	0	0	2	0	2	1	0	1	
	F	0	0	0	0	0	0	0	0	0	0	0	0	0	0	
Liquor Laws	M	0	0	1	1	2	0	4	0	0	1	0	0	0	0	
	F	0	0	0	0	1	1	2	1	0	0	0	0	0	0	
Drunkenness	M	0	0	0	0	0	0	0	0	0	0	0	0	0	0	
	F	0	0	0	0	0	0	0	0	0	0	0	0	0	0	
Disorderly Conduct	M	0	0	2	1	0	1	4	0	0	1	0	0	0	0	
	F	0	0	0	0	1	1	2	0	0	0	0	0	2	0	
Vagrancy	M	0	0	0	0	0	0	0	0	0	0	0	0	0	0	
	F	0	0	0	0	0	0	0	0	0	0	0	0	0	0	
All Other Offenses (except Traffic)	M	0	0	0	0	0	0	0	3	2	1	2	6	0	1	
	F	0	0	1	0	1	1	3	0	1	0	0	0	1	0	
Suspicion	M	0	0	0	0	0	0	0	0	0	0	0	0	0	0	
	F	0	0	0	0	0	0	0	0	0	0	0	0	0	0	
Curfew and Loitering Law Violations	M	0	3	0	0	0	0	3	0	0	0	0	0	0	0	
	F	1	2	0	0	0	0	3	0	0	0	0	0	0	0	
Runaway	M	0	0	1	2	1	0	4	0	0	0	0	0	0	0	
	F	0	0	1	0	1	1	3	0	0	0	0	0	0	0	
GRAND TOTAL		2	5	12	9	12	8	48	7	8	14	12	19	14	16	

# Statewide Arrests by Offense and Age

West Wendover PD

OFFENSE												
SEX	25-29	30-34	35-39	40-44	45-49	50-54	55-59	60-64	over 64	Total >18	Grand Total	
Murder	M 0	0	0	0	0	0	0	0	0	0	0	0
F 0	0	0	0	0	0	0	0	0	0	0	0	0
Manslaughter by Negligence	M 0	0	0	0	0	0	0	0	0	0	0	0
F 0	0	0	0	0	0	0	0	0	0	0	0	0
Forcible Rape	M 0	0	0	0	1	0	0	0	0	1	1	1
F 0	0	0	0	0	0	0	0	0	0	0	0	0
Robbery	M 0	0	0	0	1	0	0	0	0	1	1	1
F 0	0	0	0	0	0	0	0	0	0	0	0	0
Aggravated Assault	M 0	4	2	1	0	0	0	0	0	11	11	11
F 0	0	1	0	0	0	0	0	0	0	2	3	3
Other Assaults	M 24	13	11	14	10	3	2	0	2	91	93	93
F 7	3	0	2	4	0	0	0	0	0	21	25	25
Burglary	M 1	2	0	0	1	0	0	0	0	5	11	11
F 0	0	0	0	0	0	0	0	0	0	1	1	1
Larceny--Theft	M 1	1	2	2	2	1	1	0	0	20	20	20
F 2	1	0	0	0	0	1	0	0	0	7	7	7
Motor Vehicle Theft	M 0	2	0	1	0	0	0	0	0	4	4	4
F 2	1	0	0	1	0	1	0	0	0	4	4	4
Arson	M 0	0	0	0	0	0	0	0	0	0	0	0
F 0	0	0	0	0	0	0	0	0	0	0	0	0
Forgery & Counterfeiting	M 0	1	1	1	0	0	0	0	0	3	3	3
F 0	0	1	0	0	0	0	0	0	0	3	3	3
Fraud	M 4	1	0	0	2	0	1	0	0	10	10	10
F 1	2	1	0	0	1	1	0	0	0	6	6	6
Embezzlement	M 0	1	0	0	0	0	0	0	0	1	1	1
F 0	0	0	0	0	0	0	0	0	0	0	0	0
Stolen Property-Buy, Possess, Receive	M 0	0	0	0	0	0	0	0	0	0	0	0
F 0	0	0	1	1	0	0	0	0	0	2	2	2
Vandalism	M 2	1	0	0	0	0	0	0	1	6	8	8
F 0	0	0	0	0	0	0	0	0	0	0	0	0
Weapons-carrying, possession, etc.	M 0	0	0	0	0	0	0	0	0	3	5	5
F 0	0	0	0	0	0	0	0	0	0	0	0	0
Prostitution & Commercialized Vice	M 0	0	0	0	0	0	0	0	0	0	0	0
F 0	0	0	0	0	0	0	0	0	0	0	0	0
Other Sex Offenses	M 0	1	0	0	2	0	1	0	0	4	5	5
F 2	0	0	0	1	0	0	0	0	0	4	4	4
Drug Abuse Violations	M 7	3	3	1	0	0	2	0	0	25	25	25
F 3	2	0	1	0	0	2	0	0	0	9	9	9
Gambling	M 0	0	1	0	0	0	0	0	0	1	2	2
F 0	0	0	0	0	0	0	0	0	0	0	0	0
Offenses Against Family & Children	M 7	1	0	0	2	0	1	0	0	14	15	15
F 2	1	2	0	1	0	0	0	0	0	7	7	7
Driving Under the Influence	M 8	4	0	3	4	0	1	1	0	27	27	27
F 1	0	0	0	0	1	0	0	0	1	3	3	3
Liquor Laws	M 0	0	0	0	0	0	0	0	0	1	5	5
F 0	0	0	0	0	0	0	0	0	0	1	3	3
Drunkenness	M 0	0	0	0	0	0	0	0	0	0	0	0
F 0	0	0	0	0	0	0	0	0	0	0	0	0
Disorderly Conduct	M 2	10	2	1	1	4	0	0	0	21	25	25
F 2	1	0	0	2	0	0	0	0	0	7	9	9
Vagrancy	M 0	0	0	0	0	0	0	0	0	0	0	0
F 0	0	0	0	0	0	0	0	0	0	0	0	0
All Other Offenses (except Traffic)	M 4	4	3	5	4	3	1	0	3	42	42	42
F 3	7	1	1	3	1	1	0	0	0	19	22	22
Suspicion	M 0	0	0	0	0	0	0	0	0	0	0	0
F 0	0	0	0	0	0	0	0	0	0	0	0	0
Curfew and Loitering Law Violations	M 0	0	0	0	0	0	0	0	0	0	3	3
F 0	0	0	0	0	0	0	0	0	0	0	3	3
Runaway	M 0	0	0	0	0	0	0	0	0	0	4	4
F 0	0	0	0	0	0	0	0	0	0	0	3	3
GRAND TOTAL		85	69	30	34	42	14	15	1	7	387	435



# Statewide Arrests by Offense and Age

White Pine Co SO

OFFENSE																
	SEX	9 & Under	10-12	13-14	15	16	17	Total <18	18	19	20	21	22	23	24	
Murder	M	0	0	0	0	0	0	0	0	0	0	0	0	0	0	
	F	0	0	0	0	0	0	0	0	0	0	0	0	0	0	
Manslaughter by Negligence	M	0	0	0	0	0	0	0	0	0	0	0	0	0	0	
	F	0	0	0	0	0	0	0	0	0	0	0	0	0	0	
Forcible Rape	M	0	0	0	0	0	0	0	0	0	0	0	0	0	0	
	F	0	0	0	0	0	0	0	0	0	0	0	0	0	0	
Robbery	M	0	0	0	0	0	0	0	0	0	0	0	0	0	0	
	F	0	0	0	0	0	0	0	0	0	0	0	0	0	0	
Aggravated Assault	M	0	0	0	0	0	0	0	0	0	0	0	0	0	0	
	F	0	0	0	0	0	0	0	0	0	0	0	0	1	0	
Other Assaults	M	0	0	0	0	0	0	0	0	0	0	0	0	1	0	
	F	0	0	0	0	0	0	0	1	0	0	0	0	0	0	
Burglary	M	0	0	0	0	0	0	0	0	0	0	0	0	2	0	
	F	0	0	0	0	0	0	0	0	0	0	1	0	0	0	
Larceny--Theft	M	0	0	0	0	0	0	0	0	0	0	0	0	1	0	
	F	0	0	0	0	0	0	0	0	0	0	0	0	0	0	
Motor Vehicle Theft	M	0	0	0	0	1	0	1	0	0	0	0	0	0	0	
	F	0	0	0	0	0	0	0	0	0	0	0	0	0	0	
Arson	M	1	0	0	0	0	0	1	0	0	0	0	0	0	0	
	F	0	0	0	0	0	0	0	0	0	0	0	0	0	0	
Forgery & Counterfeiting	M	0	0	0	0	0	0	0	0	0	0	0	0	1	0	
	F	0	0	0	0	0	0	0	0	0	0	0	0	0	0	
Fraud	M	0	0	0	0	0	0	0	0	0	0	0	0	0	0	
	F	0	0	0	0	0	0	0	0	0	0	0	0	0	0	
Embezzlement	M	0	0	0	0	0	0	0	0	0	0	0	0	0	0	
	F	0	0	0	0	0	0	0	0	0	0	0	0	0	0	
Stolen Property-Buy, Possess, Receive	M	0	0	0	0	0	0	0	0	0	0	0	0	0	0	
	F	0	0	0	0	0	0	0	0	0	0	0	0	0	0	
Vandalism	M	1	1	0	0	0	1	3	0	0	0	0	0	1	0	
	F	0	0	0	0	0	0	0	0	0	0	0	0	0	0	
Weapons-carrying, possession, etc.	M	0	0	0	0	0	1	1	0	0	1	0	0	0	0	
	F	0	0	0	0	0	0	0	0	0	0	0	0	0	0	
Prostitution & Commercialized Vice	M	0	0	0	0	0	0	0	0	0	0	0	0	0	0	
	F	0	0	0	0	0	0	0	0	0	0	0	0	0	0	
Other Sex Offenses	M	0	0	0	0	0	0	0	0	0	0	1	0	0	0	
	F	0	0	0	0	0	0	0	0	0	0	0	0	0	0	
Drug Abuse Violations	M	0	0	0	0	1	1	2	1	1	0	1	0	1	1	
	F	0	0	0	1	1	0	2	1	0	0	1	3	0	1	
Gambling	M	0	0	0	0	0	0	0	0	0	0	0	0	0	0	
	F	0	0	0	0	0	0	0	0	0	0	0	0	0	0	
Offenses Against Family & Children	M	0	1	0	0	0	0	1	1	0	0	2	0	2	3	
	F	0	0	1	0	0	0	1	0	0	0	0	0	0	0	
Driving Under the Influence	M	0	0	0	0	1	0	1	0	1	0	0	0	2	1	
	F	0	0	0	0	0	0	0	0	0	0	0	0	0	0	
Liquor Laws	M	0	0	0	0	0	0	0	0	0	0	0	0	0	0	
	F	0	0	0	0	0	0	0	0	1	0	0	0	0	0	
Drunkenness	M	0	0	2	0	3	0	5	0	2	2	1	1	0	1	
	F	0	0	0	1	1	1	3	0	0	0	0	0	0	0	
Disorderly Conduct	M	0	0	0	0	0	0	0	0	0	0	1	0	0	0	
	F	1	0	0	0	0	0	1	0	0	0	0	0	1	0	
Vagrancy	M	0	0	0	0	0	0	0	0	0	0	0	0	0	0	
	F	0	0	0	0	0	0	0	0	0	0	0	0	0	0	
All Other Offenses (except Traffic)	M	0	0	1	0	3	2	6	2	5	6	7	7	5	5	
	F	0	1	3	0	0	1	5	1	0	2	2	3	5	1	
Suspicion	M	0	0	0	0	0	0	0	0	0	0	0	0	0	0	
	F	0	0	0	0	0	0	0	0	0	0	0	0	0	0	
Curfew and Loitering Law Violations	M	0	0	2	1	1	0	4	0	0	0	0	0	0	0	
	F	0	0	3	0	1	0	4	0	0	0	0	0	0	0	
Runaway	M	0	0	0	0	1	0	1	0	0	0	0	0	0	0	
	F	0	0	0	2	0	0	2	0	0	0	0	0	0	0	
GRAND TOTAL		3	3	12	5	14	7	44	7	10	11	17	14	23	13	

# Statewide Arrests by Offense and Age

White Pine Co SO

OFFENSE												
SEX	25-29	30-34	35-39	40-44	45-49	50-54	55-59	60-64	over 64	Total >18	Grand Total	
Murder	M 0	0	0	0	0	0	0	0	0	0	0	0
F 0	0	0	0	0	0	0	0	0	0	0	0	0
Manslaughter by Negligence	M 0	0	0	0	0	0	0	0	0	0	0	0
F 0	0	0	0	0	0	0	0	0	0	0	0	0
Forcible Rape	M 0	0	0	0	0	0	0	0	0	0	0	0
F 0	0	0	0	0	0	0	0	0	0	0	0	0
Robbery	M 0	0	0	0	0	0	0	0	0	0	0	0
F 0	0	0	0	0	0	0	0	0	0	0	0	0
Aggravated Assault	M 1	0	1	0	0	0	0	0	0	2	2	2
F 0	0	0	0	0	0	0	0	0	0	1	1	1
Other Assaults	M 4	1	1	1	0	0	0	1	0	9	9	9
F 0	0	0	0	0	0	0	0	0	0	1	1	1
Burglary	M 2	0	0	0	0	0	2	0	0	6	6	6
F 1	0	0	0	0	0	0	0	0	0	2	2	2
Larceny--Theft	M 1	1	2	0	0	0	0	0	0	5	5	5
F 0	0	0	0	0	0	0	1	0	0	1	1	1
Motor Vehicle Theft	M 0	0	0	0	0	0	0	0	0	0	1	1
F 0	0	0	1	0	0	0	0	0	0	1	1	1
Arson	M 0	0	0	0	0	0	0	0	0	0	1	1
F 0	0	0	0	0	0	0	0	0	0	0	0	0
Forgery & Counterfeiting	M 0	0	0	0	0	0	0	0	0	1	1	1
F 0	0	0	0	0	0	0	0	0	0	0	0	0
Fraud	M 0	0	0	0	0	0	0	0	0	0	0	0
F 0	0	0	0	0	0	0	0	0	0	0	0	0
Embezzlement	M 0	0	1	0	0	0	0	0	0	1	1	1
F 0	0	0	0	0	0	0	0	0	0	0	0	0
Stolen Property-Buy, Possess, Receive	M 0	0	0	0	0	0	0	0	0	0	0	0
F 0	0	0	0	0	0	0	0	0	0	0	0	0
Vandalism	M 1	0	0	0	0	0	0	0	2	4	7	7
F 0	0	1	0	0	0	0	0	0	0	1	1	1
Weapons-carrying, possession, etc.	M 1	1	2	1	0	1	0	0	0	7	8	8
F 0	0	0	0	0	0	0	0	0	0	0	0	0
Prostitution & Commercialized Vice	M 0	0	0	0	0	0	0	0	0	0	0	0
F 0	0	0	0	0	0	0	0	0	0	0	0	0
Other Sex Offenses	M 0	0	1	1	0	0	0	0	0	3	3	3
F 0	0	0	0	0	0	0	0	0	0	0	0	0
Drug Abuse Violations	M 2	3	0	1	0	0	0	0	0	11	13	13
F 3	0	1	1	1	1	0	0	0	1	13	15	15
Gambling	M 0	0	0	0	0	0	0	0	0	0	0	0
F 0	0	0	0	0	0	0	0	0	0	0	0	0
Offenses Against Family & Children	M 3	4	0	1	1	3	2	0	0	22	23	23
F 2	1	0	0	0	0	0	0	0	0	3	4	4
Driving Under the Influence	M 4	5	1	2	3	3	0	1	0	23	24	24
F 0	1	0	0	1	0	0	0	0	0	2	2	2
Liquor Laws	M 0	0	0	0	0	0	0	0	0	0	0	0
F 0	0	0	0	0	0	0	0	0	0	1	1	1
Drunkenness	M 0	1	0	0	3	0	0	0	0	11	16	16
F 0	1	0	0	0	0	0	0	0	0	1	4	4
Disorderly Conduct	M 1	2	1	1	2	1	1	0	1	11	11	11
F 0	0	0	0	1	0	0	0	0	0	2	3	3
Vagrancy	M 0	0	0	0	0	0	0	0	0	0	0	0
F 0	0	0	0	0	0	0	0	0	0	0	0	0
All Other Offenses (except Traffic)	M 28	22	9	12	9	6	2	4	0	129	135	135
F 10	10	2	2	2	0	2	0	1	43	48	48	48
Suspicion	M 0	0	0	0	0	0	0	0	0	0	0	0
F 0	0	0	0	0	0	0	0	0	0	0	0	0
Curfew and Loitering Law Violations	M 0	0	0	0	0	0	0	0	0	0	4	4
F 0	0	0	0	0	0	0	0	0	0	0	4	4
Runaway	M 0	0	0	0	0	0	0	0	0	0	1	1
F 0	0	0	0	0	0	0	0	0	0	0	2	2
GRAND TOTAL		64	54	23	24	22	14	10	6	5	317	361

# Statewide Arrests by Offense and Age

Winnemucca PD

OFFENSE		9 & Under							18-24							
		SEX	Under	10 -12	13-14	15	16	17	Total <18	18	19	20	21	22	23	24
Murder	M	0	0	0	0	0	0	0	0	0	0	0	0	0	0	0
	F	0	0	0	0	0	0	0	0	0	0	0	0	0	0	0
Manslaughter by Negligence	M	0	0	0	0	0	0	0	0	0	0	0	0	0	0	0
	F	0	0	0	0	0	0	0	0	0	0	0	0	0	0	0
Forcible Rape	M	0	0	0	0	0	0	0	0	0	0	0	0	0	0	0
	F	0	0	0	0	0	0	0	0	0	0	0	0	0	0	0
Robbery	M	0	0	0	0	0	0	0	0	0	0	0	1	0	0	0
	F	0	0	0	0	0	0	0	0	0	0	0	0	0	0	0
Aggravated Assault	M	0	0	0	0	0	0	0	0	0	0	0	0	0	0	0
	F	0	0	0	0	0	0	0	0	0	0	0	0	0	0	0
Other Assaults	M	0	0	1	0	0	1	2	2	0	1	4	3	0	1	0
	F	0	0	0	0	0	1	0	1	0	1	0	1	0	0	0
Burglary	M	0	0	0	0	0	0	0	0	0	0	0	0	0	0	1
	F	0	0	0	0	0	0	0	0	0	0	0	0	0	0	0
Larceny--Theft	M	0	0	0	0	0	0	0	1	1	0	0	0	0	0	0
	F	0	0	0	0	0	0	0	0	1	1	0	0	0	0	0
Motor Vehicle Theft	M	0	0	0	0	0	0	0	0	0	0	0	0	0	0	0
	F	0	0	0	0	0	0	0	0	0	0	0	0	0	0	0
Arson	M	0	0	0	0	0	0	0	0	0	0	0	0	0	0	0
	F	0	0	0	0	0	0	0	0	0	0	0	0	0	0	0
Forgery & Counterfeiting	M	0	0	0	0	0	0	0	0	0	0	0	0	0	0	0
	F	0	0	0	0	0	0	0	0	0	0	0	0	0	0	0
Fraud	M	0	0	0	0	0	0	0	1	0	0	0	0	0	0	0
	F	0	0	0	0	0	0	0	0	0	0	0	0	0	0	0
Embezzlement	M	0	0	0	0	0	0	0	0	0	0	0	0	0	0	0
	F	0	0	0	0	0	0	0	0	0	0	0	0	0	0	0
Stolen Property-Buy, Possess, Receive	M	0	0	0	0	0	0	0	0	0	0	0	0	0	0	0
	F	0	0	0	0	0	0	0	0	0	0	0	0	0	0	0
Vandalism	M	0	0	0	0	0	0	0	0	0	0	0	0	0	0	0
	F	0	0	0	0	0	0	0	0	0	0	0	0	0	0	0
Weapons-carrying, possession, etc.	M	0	0	0	0	0	0	0	1	0	0	0	0	0	0	0
	F	0	0	0	0	0	0	0	0	0	0	0	0	0	0	0
Prostitution & Commercialized Vice	M	0	0	0	0	0	0	0	0	0	0	0	0	0	0	0
	F	0	0	0	0	0	0	0	0	0	0	0	0	0	0	0
Other Sex Offenses	M	0	0	1	1	0	1	3	0	0	0	0	0	0	0	0
	F	0	0	0	0	0	0	0	0	0	0	0	0	0	0	0
Drug Abuse Violations	M	0	0	0	1	0	1	2	0	0	2	0	0	0	0	1
	F	0	0	0	0	0	0	0	0	0	0	0	1	0	0	1
Gambling	M	0	0	0	0	0	0	0	0	1	0	0	0	0	0	0
	F	0	0	0	0	0	0	0	0	0	0	0	0	0	0	0
Offenses Against Family & Children	M	0	0	0	0	0	0	0	0	0	0	0	0	0	0	0
	F	0	0	0	0	0	0	0	0	0	0	0	0	0	0	0
Driving Under the Influence	M	0	0	0	0	1	0	1	1	0	0	3	3	1	2	0
	F	0	0	0	0	0	0	0	0	0	0	0	0	0	0	0
Liquor Laws	M	0	0	0	0	0	0	0	2	1	2	0	0	0	0	0
	F	0	0	0	0	0	1	1	0	0	0	0	0	0	0	0
Drunkenness	M	0	0	0	0	0	0	0	0	0	1	0	1	0	0	0
	F	0	0	0	0	0	0	0	0	0	0	0	0	0	0	0
Disorderly Conduct	M	0	0	0	0	0	0	0	1	0	0	1	0	2	3	0
	F	0	0	0	0	0	0	0	0	0	0	0	0	0	0	0
Vagrancy	M	0	0	0	0	0	0	0	0	0	0	0	0	0	0	0
	F	0	0	0	0	0	0	0	0	0	0	0	0	0	0	0
All Other Offenses (except Traffic)	M	0	0	1	0	1	0	2	2	0	1	5	7	6	5	0
	F	0	0	0	0	0	1	0	0	0	0	3	0	0	0	2
Suspicion	M	0	0	0	0	0	0	0	0	0	0	0	0	0	0	0
	F	0	0	0	0	0	0	0	0	0	0	0	0	0	0	1
Curfew and Loitering Law Violations	M	0	0	0	0	1	2	3	0	0	0	0	0	0	0	0
	F	0	0	0	0	0	0	0	0	0	0	0	0	0	0	0
Runaway	M	0	0	0	0	1	2	3	0	0	0	0	0	0	0	0
	F	0	0	1	1	4	0	6	0	0	0	0	0	0	0	0
GRAND TOTAL		0	0	4	3	11	8	26	11	4	8	17	16	9	17	

# Statewide Arrests by Offense and Age

Winnemucca PD

OFFENSE												
SEX	25-29	30-34	35-39	40-44	45-49	50-54	55-59	60-64	over 64	Total >18	Grand Total	
Murder	M 0	0	0	0	0	0	0	0	0	0	0	0
F 0	0	0	0	0	0	0	0	0	0	0	0	0
Manslaughter by Negligence	M 0	0	0	0	0	0	0	0	0	0	0	0
F 0	0	0	0	0	0	0	0	0	0	0	0	0
Forcible Rape	M 0	0	0	0	0	0	0	0	0	0	0	0
F 0	0	0	0	0	0	0	0	0	0	0	0	0
Robbery	M 1	0	0	0	0	0	0	0	0	2	2	2
F 0	1	0	0	0	0	0	0	0	0	1	1	1
Aggravated Assault	M 1	0	1	1	0	0	1	0	0	4	4	4
F 0	0	0	0	1	0	0	0	0	0	1	1	1
Other Assaults	M 8	6	2	2	3	3	2	1	1	39	41	41
F 0	1	2	3	1	0	0	0	2	0	11	12	12
Burglary	M 2	1	0	1	0	0	0	0	0	5	5	5
F 0	0	0	0	0	0	0	0	0	0	0	0	0
Larceny--Theft	M 1	2	0	0	1	0	0	0	0	6	6	6
F 0	0	0	2	0	0	0	2	0	0	5	5	5
Motor Vehicle Theft	M 1	1	0	0	0	0	0	0	0	2	2	2
F 0	0	0	0	0	0	0	0	0	0	0	0	0
Arson	M 0	0	0	0	0	0	0	0	0	0	0	0
F 0	0	0	0	0	0	0	0	0	0	0	0	0
Forgery & Counterfeiting	M 0	0	0	0	0	0	0	0	0	0	0	0
F 0	0	0	0	0	0	0	0	0	0	0	0	0
Fraud	M 0	0	0	0	1	0	0	0	0	2	2	2
F 0	0	0	0	0	0	0	0	0	0	0	0	0
Embezzlement	M 0	0	0	0	1	0	0	0	0	1	1	1
F 0	0	0	0	0	0	0	0	0	0	0	0	0
Stolen Property-Buy, Possess, Receive	M 0	0	0	1	0	0	0	0	0	1	1	1
F 0	0	0	0	0	0	0	0	0	0	0	0	0
Vandalism	M 0	0	0	0	0	0	0	0	0	0	0	0
F 0	0	0	0	0	0	0	0	0	0	0	0	0
Weapons-carrying, possession, etc.	M 1	0	0	0	0	0	0	0	0	2	2	2
F 0	0	0	0	0	0	0	0	0	0	0	0	0
Prostitution & Commercialized Vice	M 0	0	0	0	0	0	0	0	0	0	0	0
F 0	0	0	0	0	0	0	0	0	0	0	0	0
Other Sex Offenses	M 0	0	0	0	0	0	0	0	0	0	3	3
F 0	0	0	0	0	0	0	0	0	0	0	0	0
Drug Abuse Violations	M 0	1	1	1	0	1	1	0	0	8	10	10
F 0	1	1	1	0	0	0	0	0	0	4	4	4
Gambling	M 0	0	0	0	0	0	0	0	0	1	1	1
F 0	0	0	0	0	0	0	0	0	0	0	0	0
Offenses Against Family & Children	M 0	0	0	0	0	0	0	0	0	0	0	0
F 0	0	0	0	0	0	0	0	0	0	0	0	0
Driving Under the Influence	M 4	4	4	2	3	2	0	0	2	31	32	32
F 0	0	0	0	0	1	0	0	1	0	2	2	2
Liquor Laws	M 0	1	0	0	0	0	0	1	0	7	7	7
F 1	0	0	0	0	0	0	0	0	0	1	3	3
Drunkenness	M 1	1	0	0	1	0	2	0	0	7	7	7
F 0	0	0	0	0	0	0	0	0	0	0	0	0
Disorderly Conduct	M 8	3	6	3	1	4	1	0	0	33	33	33
F 0	0	0	1	2	0	1	0	0	0	4	4	4
Vagrancy	M 0	0	0	0	0	0	0	0	0	0	0	0
F 0	0	0	0	0	0	0	0	0	0	0	0	0
All Other Offenses (except Traffic)	M 18	13	14	3	5	6	3	0	3	91	93	93
F 2	6	2	3	1	1	0	0	0	0	20	21	21
Suspicion	M 0	0	0	0	0	0	0	0	0	0	0	0
F 0	0	0	0	1	0	0	0	0	0	2	2	2
Curfew and Loitering Law Violations	M 0	0	0	0	0	0	0	0	0	0	3	3
F 0	0	0	0	0	0	0	0	0	0	0	0	0
Runaway	M 0	0	0	0	0	0	0	0	0	0	3	3
F 0	0	0	0	0	0	0	0	0	0	0	6	6
GRAND TOTAL		49	42	36	24	19	18	12	5	6	293	319

# Statewide Arrests by Offense and Age

Yerington PD

OFFENSE		9 &							Total <18							
		SEX	Under	10 -12	13-14	15	16	17		18	19	20	21	22	23	24
Murder	M	0	0	0	0	0	0	0	0	0	0	0	0	0	0	0
	F	0	0	0	0	0	0	0	0	0	0	0	0	0	0	0
Manslaughter by Negligence	M	0	0	0	0	0	0	0	0	0	0	0	0	0	0	0
	F	0	0	0	0	0	0	0	0	0	0	0	0	0	0	0
Forcible Rape	M	0	0	0	0	0	0	0	0	0	0	0	0	0	0	0
	F	0	0	0	0	0	0	0	0	0	0	0	0	0	0	0
Robbery	M	0	0	0	0	0	0	0	0	0	0	0	0	0	0	0
	F	0	0	0	0	0	0	0	0	0	0	0	0	0	0	0
Aggravated Assault	M	0	0	0	0	0	0	0	0	0	0	0	0	1	0	0
	F	0	0	0	0	0	0	0	0	0	0	0	0	0	0	0
Other Assaults	M	0	0	0	0	0	0	0	0	1	0	0	0	3	1	0
	F	0	0	0	0	0	0	0	0	0	0	1	0	0	0	0
Burglary	M	0	0	0	0	0	0	0	0	0	0	0	0	0	0	0
	F	0	0	0	0	0	0	0	0	0	0	1	0	0	0	0
Larceny--Theft	M	0	0	0	0	0	0	0	0	0	0	1	0	1	0	0
	F	0	0	0	0	0	0	0	0	0	0	0	0	0	0	0
Motor Vehicle Theft	M	0	0	0	0	0	0	0	0	0	0	0	0	0	0	0
	F	0	0	0	0	0	0	0	0	0	0	0	0	0	0	0
Arson	M	0	0	0	0	0	0	0	0	0	0	0	0	0	0	0
	F	0	0	0	0	0	0	0	0	0	0	0	0	0	0	0
Forgery & Counterfeiting	M	0	0	0	0	0	0	0	0	0	0	0	0	1	0	0
	F	0	0	0	0	0	0	0	0	0	0	0	0	0	0	0
Fraud	M	0	0	0	0	0	0	0	0	0	0	0	0	0	0	0
	F	0	0	0	0	0	0	0	0	0	0	0	0	0	0	0
Embezzlement	M	0	0	0	0	0	0	0	0	0	0	0	0	0	0	0
	F	0	0	0	0	0	0	0	0	0	0	0	0	0	0	0
Stolen Property-Buy, Possess, Receive	M	0	0	0	0	0	0	0	0	0	0	0	0	0	0	0
	F	0	0	0	0	0	0	0	0	0	0	0	0	0	0	0
Vandalism	M	0	0	0	0	0	0	0	0	0	1	0	0	0	0	0
	F	0	0	0	0	0	0	0	0	0	0	0	0	0	0	0
Weapons-carrying, possession, etc.	M	0	0	0	0	0	0	0	0	0	0	0	0	0	0	0
	F	0	0	0	0	0	0	0	0	0	0	0	0	0	0	0
Prostitution & Commercialized Vice	M	0	0	0	0	0	0	0	0	0	0	0	0	0	0	0
	F	0	0	0	0	0	0	0	0	0	0	0	0	0	0	0
Other Sex Offenses	M	0	0	0	0	0	0	0	0	0	0	0	0	0	0	0
	F	0	0	0	0	0	0	0	0	0	0	0	0	0	0	0
Drug Abuse Violations	M	0	0	0	0	0	0	0	0	1	1	1	0	1	1	1
	F	0	0	0	0	0	0	0	0	0	0	0	0	0	1	0
Gambling	M	0	0	0	0	0	0	0	0	0	0	0	0	0	0	0
	F	0	0	0	0	0	0	0	0	0	0	0	0	0	0	0
Offenses Against Family & Children	M	0	0	0	0	0	0	0	0	0	0	0	0	0	0	0
	F	0	0	0	0	0	0	0	0	0	0	0	0	1	0	0
Driving Under the Influence	M	0	0	0	0	0	0	0	0	0	1	0	0	1	0	0
	F	0	0	0	0	0	0	0	0	0	0	0	1	0	0	0
Liquor Laws	M	0	0	0	0	0	0	0	0	0	1	1	0	0	1	0
	F	0	0	0	0	0	0	0	0	0	0	0	0	0	0	0
Drunkenness	M	0	0	0	0	0	0	0	0	1	0	0	0	0	0	0
	F	0	0	0	0	0	0	0	0	0	0	0	0	0	0	0
Disorderly Conduct	M	0	0	0	0	0	0	0	0	0	0	0	0	0	0	0
	F	0	0	0	0	0	0	0	0	0	0	0	0	0	0	1
Vagrancy	M	0	0	0	0	0	0	0	0	0	0	0	0	0	0	0
	F	0	0	0	0	0	0	0	0	0	0	0	0	0	0	0
All Other Offenses (except Traffic)	M	0	0	0	0	0	0	0	0	1	1	1	1	0	0	0
	F	0	0	0	0	0	0	0	0	0	0	0	0	0	0	0
Suspicion	M	0	0	0	0	0	0	0	0	0	0	0	0	0	0	0
	F	0	0	0	0	0	0	0	0	0	0	0	0	0	0	0
Curfew and Loitering Law Violations	M	0	0	0	0	0	0	0	0	0	0	0	0	0	0	0
	F	0	0	0	0	0	0	0	0	0	0	0	0	0	0	0
Runaway	M	0	0	0	0	0	0	0	0	0	0	0	0	0	0	0
	F	0	0	0	0	0	0	0	0	0	0	0	0	0	0	0
GRAND TOTAL		0	0	0	0	0	0	0	0	4	5	6	2	3	9	3

# Statewide Arrests by Offense and Age

Yerington PD

OFFENSE												
SEX	25-29	30-34	35-39	40-44	45-49	50-54	55-59	60-64	over 64	Total >18	Grand Total	
Murder	M 0	0	0	0	0	0	0	0	0	0	0	0
F 0	0	0	0	0	0	0	0	0	0	0	0	0
Manslaughter by Negligence	M 0	0	0	0	0	0	0	0	0	0	0	0
F 0	0	0	0	0	0	0	0	0	0	0	0	0
Forcible Rape	M 0	0	0	0	0	0	0	0	0	0	0	0
F 0	0	0	0	0	0	0	0	0	0	0	0	0
Robbery	M 0	0	0	0	0	0	0	0	0	0	0	0
F 0	0	0	0	0	0	0	0	0	0	0	0	0
Aggravated Assault	M 1	0	0	0	0	1	0	0	0	3	3	3
F 0	0	0	0	0	0	1	0	0	0	1	1	1
Other Assaults	M 1	3	5	0	2	0	0	0	0	16	16	16
F 1	0	2	0	0	0	0	0	0	0	4	4	4
Burglary	M 1	1	2	0	0	0	0	0	0	4	4	4
F 0	0	0	0	0	0	0	0	0	0	1	1	1
Larceny--Theft	M 1	2	0	2	0	0	0	0	0	7	7	7
F 0	0	0	1	0	0	0	0	0	0	1	1	1
Motor Vehicle Theft	M 0	0	0	0	0	0	0	0	0	0	0	0
F 0	0	0	0	0	0	0	0	0	0	0	0	0
Arson	M 0	0	0	1	0	0	0	0	0	1	1	1
F 0	0	0	0	0	0	0	0	0	0	0	0	0
Forgery & Counterfeiting	M 0	0	0	0	0	0	0	0	0	1	1	1
F 0	0	0	0	0	0	0	0	0	0	0	0	0
Fraud	M 0	0	0	0	0	0	0	0	0	0	0	0
F 0	0	0	0	1	0	0	0	0	0	1	1	1
Embezzlement	M 0	0	0	0	0	0	0	0	0	0	0	0
F 0	0	1	0	0	0	0	0	0	0	1	1	1
Stolen Property-Buy, Possess, Receive	M 1	1	0	0	0	0	0	0	0	2	2	2
F 0	0	0	0	0	0	0	0	0	0	0	0	0
Vandalism	M 0	0	0	0	0	0	0	0	0	1	1	1
F 0	0	0	0	0	0	0	0	0	0	0	0	0
Weapons-carrying, possession, etc.	M 0	0	0	0	0	0	0	0	0	0	0	0
F 0	0	0	0	0	0	0	0	0	0	0	0	0
Prostitution & Commercialized Vice	M 0	0	0	0	0	0	0	0	0	0	0	0
F 0	0	0	0	0	0	0	0	0	0	0	0	0
Other Sex Offenses	M 0	0	0	0	0	0	0	0	0	0	0	0
F 0	0	0	0	0	0	0	0	0	0	0	0	0
Drug Abuse Violations	M 0	1	1	0	0	0	0	0	0	8	8	8
F 0	0	0	0	0	0	0	0	0	0	1	1	1
Gambling	M 0	0	0	0	0	0	0	0	0	0	0	0
F 0	0	0	0	0	0	0	0	0	0	0	0	0
Offenses Against Family & Children	M 0	0	0	0	0	0	0	0	0	0	0	0
F 0	0	0	0	0	0	0	0	0	0	1	1	1
Driving Under the Influence	M 1	1	1	0	0	1	0	1	1	8	8	8
F 0	0	1	0	0	0	0	0	0	0	2	2	2
Liquor Laws	M 0	0	0	0	0	0	0	0	0	3	3	3
F 0	0	0	0	0	0	0	0	0	0	0	0	0
Drunkenness	M 0	1	0	0	0	1	0	0	0	3	3	3
F 0	0	0	0	0	0	0	0	0	0	0	0	0
Disorderly Conduct	M 1	0	0	0	0	0	0	0	0	1	1	1
F 0	0	0	0	0	0	0	0	0	0	1	1	1
Vagrancy	M 0	0	0	0	0	0	0	0	0	0	0	0
F 0	0	0	0	0	0	0	0	0	0	0	0	0
All Other Offenses (except Traffic)	M 4	2	4	1	1	1	0	0	0	17	17	17
F 1	0	0	0	1	0	0	0	0	0	2	2	2
Suspicion	M 0	0	0	0	0	0	0	0	0	0	0	0
F 0	0	0	0	0	0	0	0	0	0	0	0	0
Curfew and Loitering Law Violations	M 0	0	0	0	0	0	0	0	0	0	0	0
F 0	0	0	0	0	0	0	0	0	0	0	0	0
Runaway	M 0	0	0	0	0	0	0	0	0	0	0	0
F 0	0	0	0	0	0	0	0	0	0	0	0	0
GRAND TOTAL		13	14	16	6	3	5	0	1	1	91	91



# HATE CRIMES

## Las Vegas

Is home to The Neon Museum, which houses over 150 unique signs ranging from the 1930s to today.



This page is left intentionally blank.

# Hate Crimes

2013

--It shall be unlawful for any person, maliciously and with specific intent to intimidate, harass, cause physical injury, or damage real or personal property of another person because of that person's race, color, religion, ancestry, or national origin.--

In April, 1990, a federal mandate to collect and report hate/bias crimes was passed by Congress.

Unlike other Uniform Crime Reporting data, which account for actual reported numbers of definite offenses, hate crime reporting requires rather subjective opinions regarding sensitive issues. This requires various law enforcement administrators to develop and utilize viable and appropriate responsive policies.

Accurate data collection for hate crime requires proper training of enforcement personnel in incident recognition as well as cooperation and desire of enforcement communities to report these offenses without influence of special interest groups, media and politics.

Criteria for recognizing and reporting hate crimes have been prepared and distributed to all law enforcement agencies in Nevada. Enforcement personnel training is periodically offered by the Nevada UCR Program and the Federal Bureau of Investigation.

Information reported in this category includes the offense in relation to the bias incident, motivation (anti-race, anti-religion, anti-sexual orientation, anti-ethnicity, etc.) and identification of victims' and offenders' sex, race and ethnicity.

Nevada law enforcement agencies reported 74 hate/bias incidents in 2013.  
There were 104 reported in 2012 and 59 reported in 2011.

## Reported Hate Crimes

MONTH	AGENCY	OFFENSE	LOCATION	MOTIVATION (ANTI)	VICTIM/ NUMBER	OFFENDER/ NUMBER
Jan	LAS VEGAS METRO PD	DESTRUCTION/DAMAGE/VANDALISM	RESIDENCE/HOME	ANTI-BLACK	INDIVIDUAL-1	00
	LAS VEGAS METRO PD	DESTRUCTION/DAMAGE/VANDALISM	RESIDENCE/HOME	ANTI-BLACK	INDIVIDUAL-1	00
	LAS VEGAS METRO PD	DESTRUCTION/DAMAGE/VANDALISM	RESIDENCE/HOME	ANTI-JEWISH	INDIVIDUAL-1	00
	LAS VEGAS METRO PD	ROBBERY	HIGHWAY/ROAD/ALLEY/STREET	ANTI-WHITE	INDIVIDUAL-1	BLACK-2
	LAS VEGAS METRO PD	SIMPLE ASSAULT	RESIDENCE/HOME	ANTI-HISPANIC	INDIVIDUAL-1	WHITE-1
	LAS VEGAS METRO PD	DESTRUCTION/DAMAGE/VANDALISM	RESIDENCE/HOME	ANTI-WHITE	INDIVIDUAL-1	00
Feb	LAS VEGAS METRO PD	DESTRUCTION/DAMAGE/VANDALISM	RESIDENCE/HOME	ANTI-MALE HOMOSEXUAL	INDIVIDUAL-2	WHITE-1
	LAS VEGAS METRO PD	INTIMIDATION	COMMERCIAL/OFFICE BLDG	ANTI-JEWISH	INDIVIDUAL-2	WHITE-1
	LAS VEGAS METRO PD	SIMPLE ASSAULT	RESIDENCE/HOME	ANTI-HISPANIC	INDIVIDUAL-1	WHITE-1
	LAS VEGAS METRO PD	BURGLARY	RESIDENCE/HOME	ANTI-JEWISH	INDIVIDUAL-1	00
Mar	LAS VEGAS METRO PD	DESTRUCTION/DAMAGE/VANDALISM	RESIDENCE/HOME	ANTI-BLACK	INDIVIDUAL-1	00
	LAS VEGAS METRO PD	SIMPLE ASSAULT	SERVICE/GAS STATION	ANTI-HOMOSEXUAL (GAY&LESBIAN)	INDIVIDUAL-2	BLACK-3
	LAS VEGAS METRO PD	DESTRUCTION/DAMAGE/VANDALISM	SERVICE/GAS STATION	ANTI-HOMOSEXUAL (GAY&LESBIAN)	INDIVIDUAL-2	BLACK-3
	LAS VEGAS METRO PD	AGGRAVATED ASSAULT	HIGHWAY/ROAD/ALLEY	ANTI-BLACK	INDIVIDUAL-1	WHITE-1
	LAS VEGAS METRO PD	BURGLARY	CHURCH/SYNAGOGUE/TEMPLE	ANTI-MULTIPLE RELIGIONS, GROUP	RELIGIOUS ORG-1	00
	LAS VEGAS METRO PD	SIMPLE ASSAULT	HIGHWAY/ROAD/ALLEY	ANTI-BLACK	INDIVIDUAL-1	WHITE-1
Apr	LAS VEGAS METRO PD	SIMPLE ASSAULT	HIGHWAY/ROAD/ALLEY	ANTI-BLACK	INDIVIDUAL-1	WHITE-1
	LAS VEGAS METRO PD	INTIMIDATION	HIGHWAY/ROAD/ALLEY/STREET	ANTI-HISPANIC	INDIVIDUAL	WHITE-1
	LAS VEGAS METRO PD	AGGRAVATED ASSAULT	HIGHWAY/ROAD/ALLEY/STREET	ANTI-MALE HOMOSEXUAL	INDIVIDUAL	BLACK-4
May	LAS VEGAS METRO PD	BURGLARY	RESIDENCE/HOME	ANTI-MALE HOMOSEXUAL	INDIVIDUAL	WHITE-1
	LAS VEGAS METRO PD	AGGRAVATED ASSAULT	HIGHWAY/ROAD/ALLEY	ANTI-ISLAMIC	INDIVIDUAL-1	WHITE-1
	LAS VEGAS METRO PD	DESTRUCTION/DAMAGE/VANDALISM	RESIDENCE/HOME	ANTI-JEWISH	INDIVIDUAL-1	00
	LAS VEGAS METRO PD	BURGLARY	RESIDENCE/HOME	ANTI-JEWISH	INDIVIDUAL-1	00
	LAS VEGAS METRO PD	ROBBERY	PHARMACY/DRS OFFICE/HOSPITAL	ANTI-WHITE	INDIVIDUAL-1	BLACK-1
Jun	NORTH LAS VEGAS PD	AGGRAVATED ASSAULT	PARKING LOT/GARAGE	ANTI-HOMOSEXUAL (GAY & LESBIAN)	INDIVIDUAL-1	WHITE-1
	RENO PD	DESTRUCTION/DAMAGE/VANDALISM	RESIDENCE/HOME	ANTI-BLACK	INDIVIDUAL-1	00
	LAS VEGAS METRO PD	SIMPLE ASSAULT	COMMERCIAL/OFFICE BUILDING	ANTI-MALE HOMOSEXUAL	INDIVIDUAL-1	WHITE-1
	LAS VEGAS METRO PD	AGGRAVATED ASSAULT	RESIDENCE/HOME	ANTI-BLACK	INDIVIDUAL-3	WHITE-1
	LAS VEGAS METRO PD	SIMPLE ASSAULT	COMMERCIAL/OFFICE BUILDING	ANTI-MALE HOMOSEXUAL	INDIVIDUAL-1	BLACK-1
	LAS VEGAS METRO PD	DESTRUCTION/DAMAGE/VANDALISM	HIGHWAY/ROAD/ALLEY	ANTI-BLACK	INDIVIDUAL-1	WHITE-1
	LAS VEGAS METRO PD	AGGRAVATED ASSAULT	RESTURANT	ANTI-HISPANIC	INDIVIDUAL-1	WHITE-1
	LAS VEGAS METRO PD	ROBBERY	OTHER/UNKNOWN	ANTI-MALE HOMOSEXUAL	INDIVIDUAL-1	WHITE-6
	LAS VEGAS METRO PD	SIMPLE ASSAULT	RESIDENCE/HOME	ANTI-MALE HOMOSEXUAL	INDIVIDUAL-1	WHITE-1

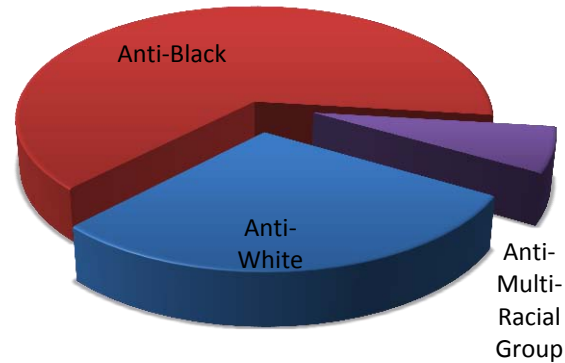
MONTH	AGENCY	OFFENSE	LOCATION	MOTIVATION (ANTI)	VICTIM/ NUMBER	OFFENDER/ NUMBER
Jul	NORTH LAS VEGAS PD	AGGRAVATED ASSAULT	COMMERCIAL/OFFICE BLDG	ANTI-HISPANIC	INDIV DUAL-1	BLACK-2
	LAS VEGAS METRO PD	ROBBERY	HIGHWAY/ROAD/ALLEY	ANTI-BLACK	INDIV DUAL-1	WHITE-1
	LAS VEGAS METRO PD	S MPLE ASSAULT	COMMERCIAL/OFFICE BUILD NG	ANTI-BLACK	BUS NESS-1	00
	LAS VEGAS METRO PD	INT M DATION	RES DENCE/HOME	ANTI-JEWISH	INDIV DUAL-2	00
	LAS VEGAS METRO PD	S MPLE ASSAULT	RESTAURANT	ANTI-WHITE	INDIV DUAL-1	BLACK-1
	LAS VEGAS METRO PD	S MPLE ASSAULT	RES DENCE/HOME	ANTI-HISPANIC	INDIV DUAL-1	WHITE-1
	LAS VEGAS METRO PD	INT M DATION	HOTEL/MOTEL/ETC	ANTI-MALE HOMOSEXUAL	INDIV DUAL-1	WHITE-1
	LAS VEGAS METRO PD	S MPLE ASSAULT	RES DENCE/HOME	ANTI-MALE HOMOSEXUAL	INDIV DUAL-1	BLACK-1
Aug	RENO PD	S MPLE ASSAULT	PARK NGLOT/GARAGE	ANTI-MALE HOMOSEXUAL	INDIV DUAL-1	WHITE-1
	LAS VEGAS METRO PD	S MPLE ASSAULT	RES DENCE/HOME	ANTI-BLACK	INDIV DUAL-1	WHITE-1
	LAS VEGAS METRO PD	BURGLARY	RES DENCE/HOME	ANTI-BLACK	INDIV DUAL-1	00
	LAS VEGAS METRO PD	INT M DATION	RES DENCE/HOME	ANTI-MALE HOMOSEXUAL	INDIV DUAL-1	WHITE-4
	LAS VEGAS METRO PD	AGGRAVATED ASSAULT	RES DENCE/HOME	ANTI-MALE HOMOSEXUAL	INDIV DUAL-1	WHITE-1
	LAS VEGAS METRO PD	S MPLE ASSAULT	RESTAURANT	ANTI-WHITE	INDIV DUAL-1	BLACK-1
	LAS VEGAS METRO PD	INT M DATION	SERVICE/GAS STATION	ANTI-JEWISH	INDIV DUAL-1	00
	LAS VEGAS METRO PD	S MPLE ASSAULT	RES DENCE/HOME	ANTI-MALE HOMOSEXUAL	INDIV DUAL-1	WHITE-1
Sep	RENO PD	S MPLE ASSAULT	BAR/NIGHT CLUB	ANTI-ISLAMIC	INDIV DUAL-1	WHITE-1
	LAS VEGAS METRO PD	S MPLE ASSAULT	RES DENCE/HOME	ANTI-BLACK	INDIV DUAL-2	00
	LAS VEGAS METRO PD	S MPLE ASSAULT	RES DENCE/HOME	ANTI-BLACK	INDIV DUAL-2	00
	LAS VEGAS METRO PD	S MPLE ASSAULT	RES DENCE/HOME	ANTI-MALE HOMOSEXUAL	INDIV DUAL-1	00-2
	LAS VEGAS METRO PD	S MPLE ASSAULT	RES DENCE/HOME	ANTI-WHITE	INDIV DUAL-1	00-1
Oct	RENO PD	AGGRAVATED ASSAULT	HIGHWAY/ROAD/ALLEY	ANTI-BLACK	INDIV DUAL-1	WHITE-2
	LAS VEGAS METRO PD	S MPLE ASSAULT	HIGHWAY/ROAD/ALLEY	ANTI-MULTIPLE RACES, GROUP	INDIV DUAL-1	WHITE-1
	LAS VEGAS METRO PD	S MPLE ASSAULT	PARKING LOT/GARAGE	ANTI-WHITE	INDIV DUAL-1	BLACK-1
	LAS VEGAS METRO PD	S MPLE ASSAULT	RES DENCE/HOME	ANTI-MULTIPLE RACES, GROUP	INDIV DUAL-1	WHITE-2
	LAS VEGAS METRO PD	S MPLE ASSAULT	AIR/BUS/TRAIN TEM NAL	ANTI-BLACK	INDIV DUAL-1	WHITE-1
	LAS VEGAS METRO PD	DESTRUCTION/DAMAGE/VANDALISM	RES DENCE/HOME	ANTI-MALE HOMOSEXUAL	INDIV DUAL-1	00
	LAS VEGAS METRO PD	S MPLE ASSAULT	PARKING LOT/GARAGE	ANTI-WHITE	INDIV DUAL-1	BLACK-1
Nov	LAS VEGAS METRO PD	BURGLARY	RES DENCE/HOME	ANTI-MALE HOMOSEXUAL	INDIV DUAL-1	00
	LAS VEGAS METRO PD	FORC BLE RAPE	HIGHWAY/ROAD/ALLEY	ANTI-FEMALE HOMOSEXUAL	INDIV DUAL-1	BLACK-3
	LAS VEGAS METRO PD	AGGRAVATED ASSAULT	BAR/NIGHTCLUB	ANTI-HISPANIC	INDIV DUAL-1	00
	LAS VEGAS METRO PD	BURGLARY	RES DENCE/HOME	ANTI-JEWISH	INDIV DUAL-1	00
	LAS VEGAS METRO PD	DESTRUCTION/DAMAGE/VANDALIS M	RES DENCE/HOME	ANTI-MALE HOMOSEXUAL	INDIV DUAL-1	WHITE-2
	LAS VEGAS METRO PD	DESTRUCTION/DAMAGE/VANDALIS M	RES DENCE/HOME	ANTI-BLACK	INDIV DUAL-1	00
Dec	LAS VEGAS METRO PD	BURGLARY	RES DENCE/HOME	ANTI-HOMOSEXUAL	INDIV DUAL-1	00
	LAS VEGAS METRO PD	AGGRAVATED ASSAULT	PARKING LOT/GARAGE	ANTI-FEMALE HOMOSEXUAL	INDIV DUAL-1	BLACK-2
	LAS VEGAS METRO PD	INT M DATION	GOVERNMENT/PUBLIC BUILD NG	ANTI-BLACK	INDIV DUAL-1	WHITE-1
	LAS VEGAS METRO PD	S MPLE ASSAULT	HIGHWAY/ROAD/ALLEY	ANTI-MALE HOMOSEXUAL	INDIV DUAL-1	WHITE-1
	LAS VEGAS METRO PD	S MPLE ASSAULT	HIGHWAY/ROAD/ALLEY	ANTI-MALE HOMOSEXUAL	INDIV DUAL-1	WHITE-1
	LAS VEGAS METRO PD	S MPLE ASSAULT	AIR/BUS/TRAIN STATION	ANTI-WHITE	INDIV DUAL-1	BLACK-1
	CARLIN PD	DESTRUCTION/DAMAGE/VANDALISM	RES DENCE/HOME	ANTI-BLACK	INDIV DUAL-1	WHITE-1




## Hate Crime by Bias Motivation in 2013

RACIAL	
Anti-White	9
Anti-Black	20
Anti-American Indian/Alaskan Native	
Anti-Asian/Pacific Islander	
Anti-Multi- Racial Group	2
ETHNICITY/NATIONAL ORIGIN	
Anti-Hispanic	7
Anti-Other Ethnicity/National Origin	
RELIGIOUS	
Anti-Jewish	8
Anti-Catholic	
Anti-Protestant	
Anti-Islamic	2
Anti-Other Religion	2
Anti-Multi-Religious Group	1
Anti-Atheism/Agnosticism	
SEXUAL	
Anti-Male Homosexual	18
Anti-Female Homosexual (Lesbian)	2
Anti-Homosexual (Gay & Lesbian)	3
Anti-Heterosexual	
Anti-Bisexual	
DISABILITY	
Anti-Physical Disability	
Anti-Mental Mental Disability	
TOTAL	74

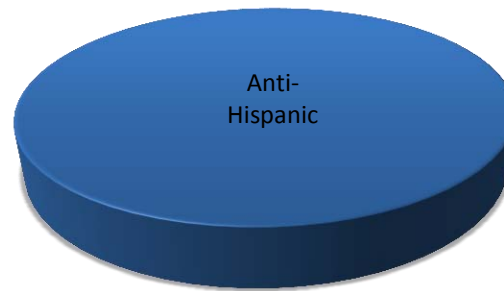
**Racial**



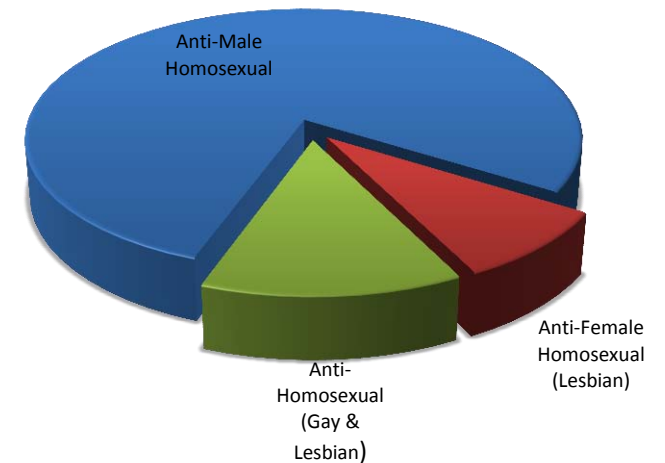
**Religious**



**Ethnicity/National Origin**



**Sexual**



This page is left intentionally blank.

# DRUG & LIQUOR VIOLATIONS



## Nye County

Is home to the ghost town of Rhyolite and the Berlin-Ichthyosaur State Park, which preserves the fossils of the ichthyosaur, a prehistoric marine reptile, that could reach up to 50 feet in length.



*Ichthyosaurus communis*

*Fig. 3*

*Illustration of the Ichthyosaurus, by James H. H. H. H.*



This page is left intentionally blank.

## ARRESTS - DRUG AND LIQUOR VIOLATIONS






2013

Due to the nature of the violations, along with exceptional interest and concern by public officials and citizens of Nevada, a special review is provided for drug and alcohol-related arrests. Tables on the following pages display the number and age of people arrested in 2013.





The information provided here should be of interest to social service agencies involved in the study of drugs and alcohol problems in Nevada. The information pinpoints the predominant drug and liquor arrests in Nevada by age and identifies potential problem areas.

Nevada drug arrests for all agencies totaled 13,743 (includes arrests by Nevada Department of Public Safety Investigation Division - NDI). DUI arrests for all agencies totaled 9280.



Facts revealed by the table on drug violations for county and municipal agencies:

-  78.98% of juvenile arrests (i.e. 832) involved possession violations, 24.02% involved sale / manufacturing, of a total of 263.
-  78.50% of adult arrests (i.e. 9756) involved possession violations while 21.50% involved sale / manufacturing for a total of 13,523 arrests.
-  Of the 13,743 drug arrests, 11,093 (80.72%) were male and 2,650 were female arrests.
-  The age group 21-29 accounted for most drug possession and sales/manufacturing violations at 4936 (35.92%) of the year's total.
-  Total arrests for Drug violations accounted for 46.88% of all Drug and Liquor Arrests in 2013.

Facts revealed by the table on liquor violations for county and municipal agencies:

-  95.06% of juvenile arrests (i.e. 1,095) under Liquor Violations involved Liquor Laws, 4.94% were for driving under the influence (DUI), both categories being "lead" by the 17 year age group.
-  35.43% of adult arrests involved liquor laws, with the 40 - 49 age category dominating (958 arrests of 5,062 total) while 64.57% were for DUI, where the 21 - 29 age category covered 35.22% (3,249) of the total adult arrests for DUI of 9225.
-  A total of 9,279 arrests were for DUI in 2013 of which 54 were juveniles.
-  Of 9,279 DUI arrests 6,906 (i.e. 74.43%) were males and 2,373 were females.

Facts revealed by the tables on drug arrests by DPS Investigation Division.

-  The age group 30-34 accounted for most NDI drug arrests with 41.
-  There was a total of 226 drug arrests in 2013 by this division.

## County and Municipal Drug and Liquor Arrests by Age - 2013

<b>Juvenile</b>	<b>Sales &amp; Manufacturing</b>	<b>Possession</b>	<b>Total</b>	<b>DUI</b>	<b>Liquor Laws</b>	<b>Total</b>	<b>Total Drug &amp; Liquor Arrests</b>
<b>Under 10</b>	1	1	2	0	0	0	2
<b>10-12</b>	16	12	28	0	10	10	38
<b>13-14</b>	54	126	180	0	131	131	311
<b>15</b>	56	154	210	6	200	206	416
<b>16</b>	70	234	304	15	258	273	577
<b>17</b>	66	305	371	34	441	475	846
<b>Total Arrests</b>	320	832	1,152	55	1,040	1,095	2,247

### Adults

<b>18</b>	102	515	617	121	575	696	1,313
<b>19</b>	119	556	675	156	522	678	1,353
<b>20</b>	126	515	641	202	476	678	1,319
<b>21-29</b>	1,045	3,891	4,936	3,249	673	3,922	8,858
<b>30-39</b>	702	2,267	2,969	2,318	667	2,985	5,954
<b>40-49</b>	357	1,344	1,701	1,639	958	2,597	4,298
<b>50-59</b>	185	573	758	1,037	910	1,947	2,705
<b>60 &amp; Over</b>	34	91	125	503	281	784	909
<b>Total Arrests</b>	2,670	9,752	12,422	9,225	5,062	14,287	26,709
<b>Grand Total</b>	2,990	10,584	13,574	9,280	6,102	15,382	28,956

# Nevada Department of Public Safety/Investigation Division Arrests for Drug Violations, 2013

		10- <10	13- 12	14	15	16	17	18	19	20	21	22	23	24	25- 29	30- 34	35- 39	40- 44	45- 49	50- 54	55- 59	60- 64	>64	Total	W	B	I	A
SALES/MANUFACTURING VIOLATIONS																												
Opium or cocaine and their derivatives (morphine, heroin codeine)	M													1	1			1		1				4	1	1		
	F																						0	2				
Marijuana	M													1	2	2	1							6	2			
	F						1		1					1		1	1						5	9				
Synthetic narcotics- Manufactured narcotics that can cause true drug addiction (demerol, meth)	M						1		1	1	3	1	3	4	7	8	4	2	3	1	2		41	9	1			
	F							1			2	1		3	3	3		1	2	1			17	44		2	2	
Other dangerous, non-narcotic, drugs (barbituates, benzderine)	M										1	1						2			1		5					
	F															1		1					2	6		1		
Sub-Total	M	0	0	0	0	0	0	1	0	1	2	4	1	5	7	9	9	5	4	4	1	3	0	56	12	2	0	0
	F	0	0	0	0	0	0	1	1	1	0	2	1	0	4	4	4	2	1	2	1	0	0	24	61	0	3	2
POSSESSION VIOLATIONS																												
Opium or cocaine and their derivatives (morphine, heroin codeine)	M								1						1								2					
	F																						0	2				
Marijuana	M								1	2		1	2	2	11	3	4	4	4	1	1	3		39	7			
	F						1			1	2	1	1	1	4	2	2		2	1			18	46	2		2	
Synthetic narcotics- Manufactured narcotics that can cause true drug addiction (demerol, meth)	M										1			3	4	3		1	3	2	1		18	7	1			
	F							2						2	4	1	1	1		1			12	22				
Other dangerous, non-narcotic, drugs (barbituates, benzderine)	M						2		5	3	2	1		3	10	2	3	1	2	1	1		36					
	F						1			1		3	1	2	3	3	3	2	2				21	50	4	1	2	
Sub-Total	M	0	0	0	0	0	2	2	7	3	4	3	2	18	17	9	7	6	6	4	5	0	95	14	1	0	0	
	F	0	0	0	0	0	2	2	0	2	2	4	2	5	11	6	6	3	4	2	0	0	51	120	6	1	4	
Total		0	0	0	0	0	0	6	5	9	7	12	9	9	34	41	28	20	14	16	8	8	0	226	207	9	4	6

This page is left intentionally blank.

# STOLEN & RECOVERED PROPERTY VALUES



## Pershing County

The county seat of Lovelock has one of the only round courthouses in the country.





This page is left intentionally blank.







## STOLEN AND RECOVERED PROPERTY VALUES

2013

Supplementary reports relating to stolen and recovered property provide information on the estimated value of such property. Investigating officers have the obligation to assess the value of property stolen and recovered in each crime index offense. Officers are guided by the following instructions:

1. Use fair market value for items subject to depreciation
2. Use wholesale cost of goods stolen from retail establishments
3. Use victim's evaluation of non-depreciable items
4. Use cost of replacement to victims for new or almost new items

There was over \$216 million dollars worth of property reported stolen in Nevada during 2013. This value does not include the value of property damaged due to vandalism, malicious mischief or arson. Following are some pertinent facts regarding stolen property in Nevada in 2013:

-  Property stolen totaled \$216,736,921
-  Property recovered totaled \$24,931,449
-  The rate of recovery was 11.50%
-  The property type with the highest recovery percentage was motor vehicles at 39.9%
-  The average rate of recovery for property stolen excluding motor vehicles was 3.20%
-  Stolen property, excluding motor vehicles, was valued at \$167,726,290 with \$5,374,940 recovered

## Breakdown by Type and Value of Property Stolen and Recovered

Property Type	2010		2011		2012		2013	
	Stolen	Recovered	Stolen	Recovered	Stolen	Recovered	Stolen	Recovered
Currency, Notes, Etc...	\$19,387,844	\$394,182	\$15,564,772	\$294,610	\$22,130,991	\$262,460	\$19,735,147	\$308,757
Jewelry, Precious Metals	\$31,617,170	\$869,833	\$38,148,723	\$1,223,543	\$50,282,135	\$887,878	\$46,862,356	\$925,003
Clothing & Furs	\$6,523,326	\$423,154	\$7,097,399	\$1,364,983	\$9,201,227	\$363,243	\$9,262,064	\$369,655
Locally Stolen Motor Vehicles	\$32,066,481	\$23,456,862	\$33,267,999	\$21,580,492	\$46,191,407	\$22,351,780	\$49,010,631	\$19,556,509
Office Equipment	\$10,534,500	\$313,006	\$9,725,615	\$453,326	\$10,924,361	\$280,003	\$10,573,750	\$251,589
TVs, Radios, VCRs, Cameras	\$17,554,085	\$569,111	\$14,656,318	\$482,632	\$14,568,248	\$408,227	\$14,344,320	\$366,630
Firearms	\$1,779,876	\$387,725	\$1,543,992	\$157,945	\$1,770,293	\$147,484	\$2,117,246	\$117,688
Household Goods	\$7,122,878	\$142,008	\$8,601,738	\$204,411	\$9,924,753	\$205,183	\$10,512,090	\$191,097
Consumable Goods	\$2,567,601	\$256,256	\$2,197,278	\$480,825	\$2,894,857	\$200,388	\$1,315,469	\$194,617
Livestock	\$50,683	\$28,610	\$26,639	\$5,250	\$39,623	\$4,017	\$95,654	\$1,458
Miscellaneous	\$39,278,440	\$2,643,678	\$39,657,941	\$3,015,219	\$73,148,716	\$2,719,784	\$52,908,194	\$2,648,446
<b>Total</b>	<b>\$168,482,884</b>	<b>\$29,484,425</b>	<b>\$170,488,414</b>	<b>\$29,263,236</b>	<b>\$241,076,611</b>	<b>\$27,830,447</b>	<b>\$216,736,921</b>	<b>\$24,931,449</b>

## Stolen/Recovered Property Report 2013

Property Type	Boulder PD	Carlin PD	Carson SO	Churchill SO	Clark Co Schl Dist PD	Douglas SO	Elko PD	Elko SO	Esmeralda SO
<b>Currency</b>									
Stolen	\$14,203	\$307	\$168,124	\$17,382	\$43,646	\$128,374	\$82,557	\$31,237	\$0
Recovered	\$10,392	\$0	\$109,370	\$44	\$632	\$1,100	\$3,897	\$610	\$0
% Recovered	73.2%	0.0%	65.1%	0.3%	1.4%	0.9%	4.7%	2.0%	0.0%
<b>Jewelry</b>									
Stolen	\$68,348	\$8,000	\$295,422	\$18,395	\$19,581	\$223,248	\$123,553	\$18,476	\$0
Recovered	\$2,125	\$0	\$63,129	\$0	\$622	\$8,907	\$243	\$2,189	\$0
% Recovered	3.1%	0.0%	21.4%	0.0%	3.2%	4.0%	0.2%	11.8%	0.0%
<b>Clothing</b>									
Stolen	\$1,235	\$0	\$13,240	\$17,685	\$7,235	\$24,408	\$23,538	\$4,036	\$0
Recovered	\$0	\$0	\$4,689	\$25	\$1,256	\$793	\$1,278	\$109	\$0
% Recovered	0.0%	0.0%	35.4%	0.1%	17.4%	3.2%	5.4%	2.7%	0.0%
<b>Motor Vehicle</b>									
Stolen	\$95,171	\$42,791	\$393,760	\$66,800	\$151,500	\$308,501	\$736,618	\$215,854	\$7,385
Recovered	\$70,473	\$16,705	\$287,812	\$146,000	\$12,900	\$224,101	\$580,950	\$116,255	\$2,385
% Recovered	74.0%	39.0%	73.1%	218.6%	8.5%	72.6%	78.9%	53.9%	32.3%
<b>Office Equipment</b>									
Stolen	\$300	\$1,777	\$43,279	\$1,247	\$144,985	\$290	\$2,615	\$501	\$0
Recovered	\$0	\$0	\$2,790	\$0	\$24,810	\$0	\$80	\$1	\$0
% Recovered	0.0%	0.0%	6.4%	0.0%	17.1%	0.0%	3.1%	0.2%	0.0%
<b>TV, VCR, Camera, Etc.</b>									
Stolen	\$6,008	\$1,050	\$36,827	\$8,149	\$74,710	\$22,976	\$147,960	\$16,865	\$0
Recovered	\$900	\$185	\$5,614	\$659	\$8,400	\$2,036	\$9,774	\$302	\$0
% Recovered	15.0%	17.6%	15.2%	8.1%	11.2%	8.9%	6.6%	1.8%	0.0%
<b>Firearm</b>									
Stolen	\$10,691	\$1,783	\$34,089	\$11,591	\$0	\$18,969	\$29,722	\$33,515	\$70
Recovered	\$5,225	\$0	\$3,090	\$450	\$0	\$934	\$1,200	\$4,200	\$0
% Recovered	48.9%	0.0%	9.1%	3.9%	0.0%	4.9%	4.0%	12.5%	0.0%
<b>Household Goods</b>									
Stolen	\$23,526	\$1,810	\$1,546	\$10,366	\$33,489	\$44,265	\$16,637	\$10,204	\$0
Recovered	\$355	\$0	\$320	\$150	\$125	\$20,178	\$184	\$0	\$0
% Recovered	1.5%	0.0%	20.7%	1.4%	0.4%	45.6%	1.1%	0.0%	0.0%
<b>Consumable Goods</b>									
Stolen	\$569	\$119	\$7,466	\$1,843	\$1,122	\$11,449	\$7,786	\$1,112	\$0
Recovered	\$261	\$34	\$2,615	\$298	\$82	\$4,293	\$757	\$597	\$0
% Recovered	45.9%	28.6%	35.0%	16.2%	7.3%	37.5%	9.7%	53.7%	0.0%
<b>Livestock</b>									
Stolen	\$0	\$0	\$859	\$5,155	\$0	\$650	\$0	\$0	\$0
Recovered	\$0	\$0	\$8	\$0	\$0	\$250	\$0	\$0	\$0
% Recovered	0.0%	0.0%	0.9%	0.0%	0.0%	38.5%	0.0%	0.0%	0.0%
<b>Misc.</b>									
Stolen	\$76,139	\$40,467	\$365,431	\$92,032	\$374,864	\$264,237	\$5,361,438	\$243,500	\$350
Recovered	\$31,036	\$1,531	\$93,633	\$13,581	\$54,630	\$24,623	\$36,904	\$13,887	\$0
% Recovered	40.8%	3.8%	25.6%	14.8%	14.6%	9.3%	0.7%	5.7%	0.0%
<b>TOTALS</b>									
Stolen	\$296,190	\$98,104	\$1,360,043	\$250,645	\$851,132	\$1,047,367	\$6,532,424	\$575,300	\$7,805
Recovered	\$120,767	\$18,455	\$573,070	\$161,207	\$103,457	\$287,215	\$635,267	\$138,150	\$2,385
% Recovered	40.8%	18.8%	42.1%	64.3%	12.2%	27.4%	9.7%	24.0%	30.6%

## Stolen/Recovered Property Report 2013

Property Type	Eureka SO	Fallon PD	Henderson PD	Humboldt SO	Lander SO	LV Metro PD	Lincoln SO	Lovelock PD	Lyon SO
<b>Currency</b>									
Stolen	\$10,380	\$6,039	\$2,663,643	\$65,914	\$128,433	\$12,682,985	\$830	\$1,201	\$102,735
Recovered	\$0	\$35	\$10,380	\$38,036	\$0	\$90,254	\$0	\$751	\$373
% Recovered	0.0%	0.6%	0.4%	57.7%	0.0%	0.7%	0.0%	62.5%	0.4%
<b>Jewelry</b>									
Stolen	\$200	\$6,516	\$4,405,152	\$12,150	\$6,031	\$35,319,106	\$0	\$4,970	\$147,968
Recovered	\$0	\$0	\$124,738	\$0	\$120	\$218,614	\$0	\$4,970	\$8,446
% Recovered	0.0%	0.0%	2.8%	0.0%	2.0%	0.6%	0.0%	100.0%	5.7%
<b>Clothing</b>									
Stolen	\$0	\$590	\$445,934	\$358	\$1,450	\$7,856,874	\$0	\$95	\$26,080
Recovered	\$350	\$522	\$35,580	\$100	\$0	\$248,169	\$0	\$0	\$1,379
% Recovered	0.0%	88.5%	8.0%	27.9%	0.0%	3.2%	0.0%	0.0%	5.3%
<b>Motor Vehicle</b>									
Stolen	\$78,000	\$1,006	\$6,352,777	\$45,000	\$55,700	\$24,806,803	\$35,260	\$19,200	\$442,406
Recovered	\$4,000	\$0	\$4,025,892	\$15,000	\$24,800	\$3,544,908	\$5,260	\$5,200	\$169,053
% Recovered	5.1%	0.0%	63.4%	33.3%	44.5%	14.3%	14.9%	27.1%	38.2%
<b>Office Equipment</b>									
Stolen	\$0	\$400	\$662,295	\$0	\$60,443	\$7,097,577	\$0	\$1,700	\$1,560
Recovered	\$0	\$0	\$38,022	\$0	\$300	\$50,219	\$0	\$650	\$400
% Recovered	0.0%	0.0%	5.7%	0.0%	0.5%	0.7%	0.0%	38.2%	25.6%
<b>TV, VCR, Camera, Etc.</b>									
Stolen	\$355	\$1,052	\$700,135	\$2,650	\$7,124	\$10,760,191	\$0	\$2,755	\$43,450
Recovered	\$50	\$0	\$54,197	\$780	\$4,265	\$157,702	\$0	\$100	\$3,196
% Recovered	14.1%	0.0%	7.7%	29.4%	59.9%	1.5%	0.0%	3.6%	7.4%
<b>Firearm</b>									
Stolen	\$500	\$1,975	\$219,755	\$4,149	\$9,225	\$1,011,493	\$0	\$2,200	\$60,645
Recovered	\$0	\$0	\$37,237	\$0	\$3,800	\$4,775	\$0	\$1,200	\$1,890
% Recovered	0.0%	0.0%	16.9%	0.0%	41.2%	0.5%	0.0%	54.5%	3.1%
<b>Household Goods</b>									
Stolen	\$100	\$846	\$432,737	\$110	\$20,559	\$7,718,413	\$0	\$25	\$288,153
Recovered	\$90	\$61	\$21,225	\$50	\$0	\$52,791	\$0	\$0	\$2,672
% Recovered	90.0%	7.2%	4.9%	45.5%	0.0%	0.7%	0.0%	0.0%	0.9%
<b>Consumable Goods</b>									
Stolen	\$480	\$764	\$43,194	\$3,062	\$1,358	\$951,740	\$0	\$516	\$13,709
Recovered	\$40	\$725	\$10,031	\$0	\$50	\$134,907	\$0	\$3	\$3,199
% Recovered	8.3%	94.9%	23.2%	0.0%	3.7%	14.2%	0.0%	0.6%	23.3%
<b>Livestock</b>									
Stolen	\$0	\$0	\$8,000	\$0	\$0	\$37,190	\$0	\$0	\$40,200
Recovered	\$0	\$0	\$0	\$0	\$0	\$0	\$0	\$0	\$0
% Recovered	0.0%	0.0%	0.0%	0.0%	0.0%	0.0%	0.0%	0.0%	0.0%
<b>Misc.</b>									
Stolen	\$23,790	\$26,884	\$3,798,142	\$68,751	\$164,995	\$29,923,426	\$39,634	\$13,750	\$1,039,754
Recovered	\$28,375	\$5,882	\$382,019	\$2,110	\$7,080	\$447,078	\$31,900	\$3,895	\$100,775
% Recovered	119.3%	21.9%	10.1%	3.1%	4.3%	1.5%	80.5%	28.3%	9.7%
<b>TOTALS</b>									
Stolen	\$113,805	\$46,072	\$19,731,764	\$202,144	\$455,318	\$138,165,798	\$75,724	\$46,412	\$2,206,660
Recovered	\$32,905	\$7,225	\$4,739,321	\$56,076	\$40,415	\$4,949,417	\$37,160	\$16,769	\$291,383
% Recovered	28.9%	15.7%	24.0%	27.7%	8.9%	3.6%	49.1%	36.1%	13.2%

## Stolen/Recovered Property Report 2013

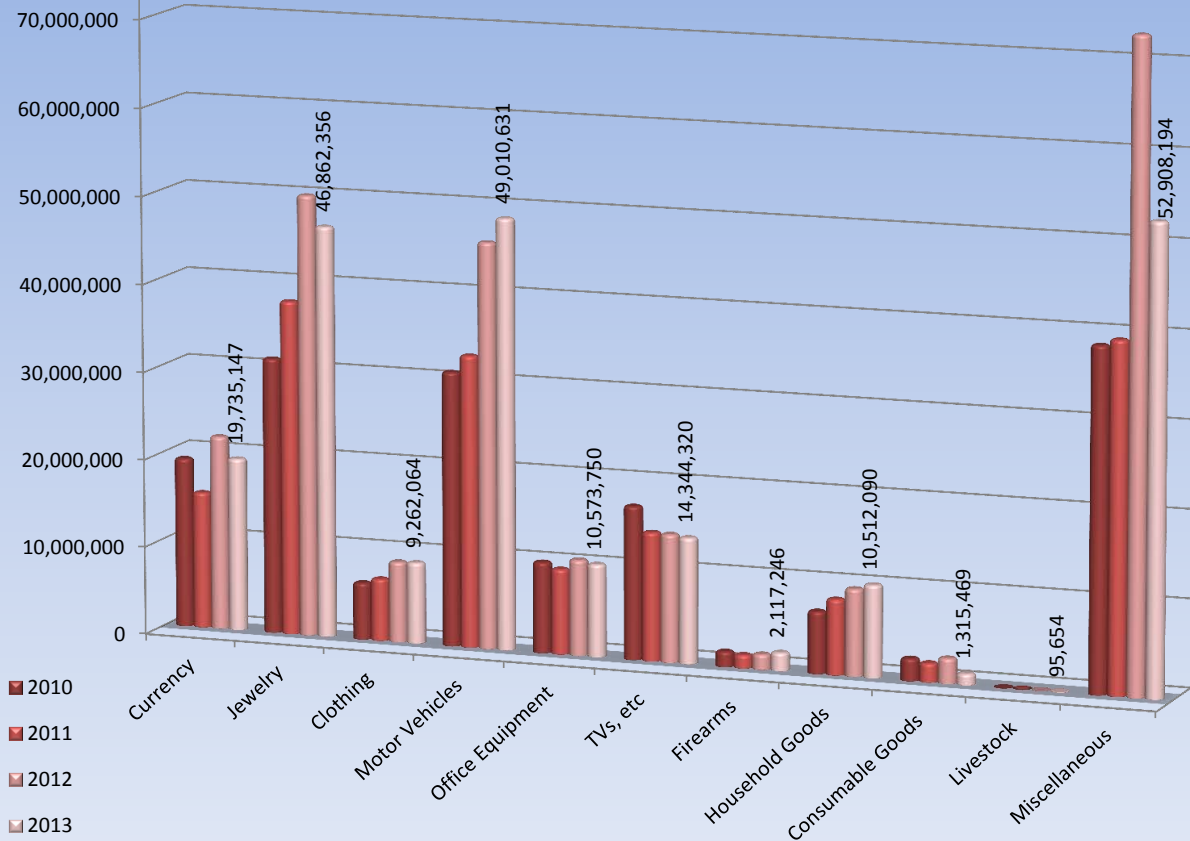
Property Type	Mesquite PD	Mineral SO	NLVPD	Nye SO	Pershing SO	Reno PD	Sparks PD	Storey SO	TMCC PD	UNLV PD
<b>Currency</b>										
Stolen	\$18,288	\$0	\$1,400,393	\$114,539	\$15,517	\$1,182,739	\$253,479	\$289,858	\$0	\$3,948
Recovered	\$1,320	\$0	\$6,936	\$2,552	\$0	\$26,675	\$2,388	\$63	\$0	\$0
% Recovered	7.2%	0.0%	0.5%	2.2%	0.0%	2.3%	0.9%	0.0%	0.0%	0.0%
<b>Jewelry</b>										
Stolen	\$33,277	\$0	\$2,431,748	\$253,158	\$30	\$1,659,657	\$1,003,210	\$11,759	\$0	\$3,693
Recovered	\$1,180	\$0	\$158,806	\$17,024	\$0	\$23,538	\$280,442	\$0	\$0	\$0
% Recovered	3.5%	0.0%	6.5%	6.7%	0.0%	1.4%	28.0%	0.0%	0.0%	0.0%
<b>Clothing</b>										
Stolen	\$890	\$0	\$386,656	\$16,470	\$50	\$297,425	\$71,978	\$170	\$32	\$12,560
Recovered	\$437	\$0	\$35,368	\$878	\$0	\$13,614	\$22,713	\$150	\$0	\$0
% Recovered	49.1%	0.0%	9.1%	5.3%	0.0%	4.6%	31.6%	88.2%	0.0%	0.0%
<b>Motor Vehicle</b>										
Stolen	\$84,749	\$0	\$7,163,552	\$264,809	\$176,800	\$4,475,967	\$1,746,626	\$25,000	\$0	\$82,299
Recovered	\$38,900	\$0	\$5,195,760	\$173,259	\$82,500	\$3,037,667	\$1,248,937	\$0	\$0	\$76,800
% Recovered	45.9%	0.0%	72.5%	65.4%	46.7%	67.9%	71.5%	0.0%	0.0%	93.3%
<b>Office Equipment</b>										
Stolen	\$2,598	\$0	\$1,273,504	\$5,490	\$0	\$848,741	\$205,961	\$15	\$4,320	\$400
Recovered	\$0	\$0	\$75,039	\$350	\$0	\$38,558	\$8,457	\$0	\$0	\$0
% Recovered	0.0%	0.0%	5.9%	6.4%	0.0%	4.5%	4.1%	0.0%	0.0%	0.0%
<b>TV, VCR, Camera, Etc.</b>										
Stolen	\$5,685	\$0	\$608,851	\$60,162	\$18,233	\$508,178	\$692,936	\$2,770	\$585	\$95,827
Recovered	\$886	\$0	\$36,232	\$15,856	\$0	\$7,049	\$28,351	\$0	\$0	\$20,283
% Recovered	15.6%	0.0%	6.0%	26.4%	0.0%	1.4%	4.1%	0.0%	0.0%	21.2%
<b>Firearm</b>										
Stolen	\$2,150	\$0	\$205,235	\$47,053	\$6,100	\$258,935	\$52,996	\$600	\$0	\$0
Recovered	\$100	\$0	\$32,709	\$9,470	\$0	\$1,710	\$5,589	\$0	\$0	\$0
% Recovered	4.7%	0.0%	15.9%	20.1%	0.0%	0.7%	10.5%	0.0%	0.0%	0.0%
<b>Household Goods</b>										
Stolen	\$7,892	\$0	\$961,357	\$156,172	\$1,100	\$226,860	\$462,182	\$864	\$600	\$0
Recovered	\$706	\$0	\$47,887	\$25,075	\$0	\$1,206	\$13,676	\$0	\$0	\$0
% Recovered	8.9%	0.0%	5.0%	16.1%	0.0%	0.5%	3.0%	0.0%	0.0%	0.0%
<b>Consumable Goods</b>										
Stolen	\$596	\$0	\$74,381	\$13,256	\$0	\$40,727	\$101,870	\$421	\$0	\$11
Recovered	\$294	\$0	\$16,077	\$1,981	\$0	\$7,644	\$9,902	\$12	\$0	\$0
% Recovered	49.3%	0.0%	21.6%	14.9%	0.0%	18.8%	9.7%	2.9%	0.0%	0.0%
<b>Livestock</b>										
Stolen	\$0	\$0	\$0	\$700	\$0	\$1,500	\$1,200	\$0	\$0	\$0
Recovered	\$0	\$0	\$0	\$0	\$0	\$0	\$1,200	\$0	\$0	\$0
% Recovered	0.0%	0.0%	0.0%	0.0%	0.0%	0.0%	100.0%	0.0%	0.0%	0.0%
<b>Misc.</b>										
Stolen	\$156,155	\$0	\$4,245,930	\$775,868	\$10,599	\$4,372,444	\$467,451	\$48,928	\$404	\$36,096
Recovered	\$24,231	\$0	\$816,832	\$114,127	\$0	\$207,811	\$125,872	\$28,996	\$0	\$1,572
% Recovered	15.5%	0.0%	19.2%	14.7%	0.0%	4.8%	26.9%	59.3%	0.0%	4.4%
<b>TOTALS</b>										
Stolen	\$312,280	\$0	\$18,751,607	\$1,707,677	\$228,429	\$13,873,173	\$5,059,889	\$380,385	\$5,941	\$234,834
Recovered	\$68,054	\$0	\$6,421,646	\$360,572	\$82,500	\$3,365,472	\$1,747,527	\$29,221	\$0	\$98,655
% Recovered	21.8%	0.0%	34.2%	21.1%	36.1%	24.3%	34.5%	7.7%	0.0%	42.0%



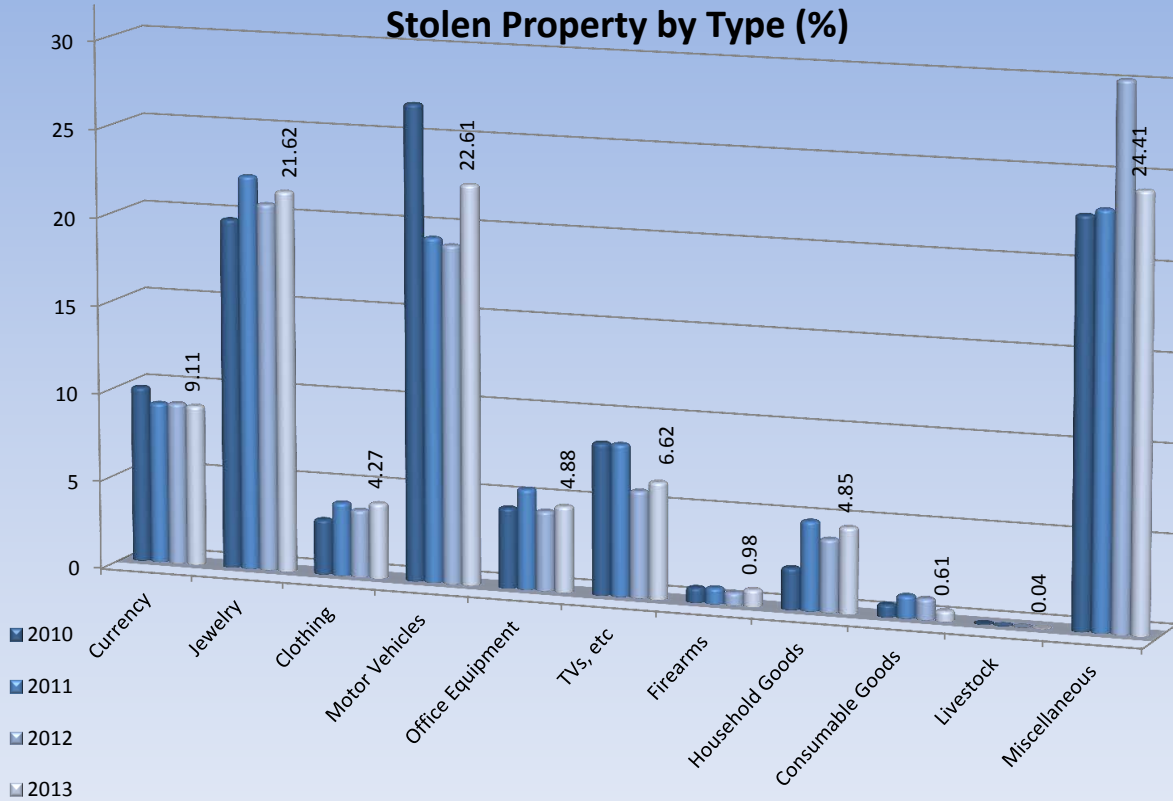
## Stolen/Recovered Property Report 2013

Property Type	UNR PD	Washoe SO	Washoe Schools PD	Wendover PD	White Pine SO	Winnemucca PD	Yerington PD	Total By Property
<b>Currency</b>								
Stolen	\$2,131	\$257,932	\$464	\$15,314	\$8,004	\$24,551	\$0	\$19,735,147
Recovered	\$11	\$0	\$240	\$1,124	\$450	\$1,124	\$0	\$308,757
% Recovered	0.5%	0.0%	51.7%	7.3%	5.6%	4.6%	0.0%	1.6%
<b>Jewelry</b>								
Stolen	\$1,450	\$739,509	\$199	\$1,650	\$39,500	\$6,400	\$0	\$46,862,356
Recovered	\$650	\$7,760	\$0	\$0	\$1,500	\$0	\$0	\$925,003
% Recovered	44.8%	1.0%	0.0%	0.0%	3.8%	0.0%	0.0%	2.0%
<b>Clothing</b>								
Stolen	\$4,790	\$42,779	\$158	\$3,244	\$291	\$1,813	\$0	\$9,262,064
Recovered	\$340	\$180	\$0	\$1,559	\$19	\$147	\$0	\$369,655
% Recovered	7.1%	0.4%	0.0%	48.1%	6.5%	8.1%	0.0%	4.0%
<b>Motor Vehicle</b>								
Stolen	\$20,870	\$728,154	\$0	\$138,260	\$100,713	\$148,300	\$0	\$49,010,631
Recovered	\$20,500	\$227,552	\$0	\$112,800	\$62,540	\$27,600	\$0	\$19,556,509
% Recovered	98.2%	31.3%	0.0%	81.6%	62.1%	18.6%	0.0%	39.9%
<b>Office Equipment</b>								
Stolen	\$32,979	\$87,544	\$34,215	\$4,300	\$2,267	\$52,447	\$0	\$10,573,750
Recovered	\$6,510	\$1,545	\$380	\$1,730	\$48	\$1,700	\$0	\$251,589
% Recovered	19.7%	1.8%	1.1%	40.2%	2.1%	3.2%	0.0%	2.4%
<b>TV, VCR, Camera, Etc.</b>								
Stolen	\$4,520	\$470,535	\$16,071	\$15,361	\$8,390	\$3,959	\$0	\$14,344,320
Recovered	\$0	\$1,805	\$5,229	\$2,449	\$300	\$30	\$0	\$366,630
% Recovered	0.0%	0.4%	32.5%	15.9%	3.6%	0.8%	0.0%	2.6%
<b>Firearm</b>								
Stolen	\$0	\$78,673	\$0	\$0	\$582	\$14,050	\$500	\$2,117,246
Recovered	\$0	\$1,609	\$0	\$0	\$0	\$2,500	\$0	\$117,688
% Recovered	0.0%	2.0%	0.0%	0.0%	0.0%	17.8%	0.0%	5.6%
<b>Household Goods</b>								
Stolen	\$1,109	\$71,501	\$0	\$8,160	\$4,505	\$7,002	\$0	\$10,512,090
Recovered	\$0	\$1,344	\$0	\$555	\$15	\$2,432	\$0	\$191,097
% Recovered	0.0%	1.9%	0.0%	6.8%	0.3%	34.7%	0.0%	1.8%
<b>Consumable Goods</b>								
Stolen	\$450	\$25,708	\$15	\$1,249	\$9,700	\$796	\$0	\$1,315,469
Recovered	\$0	\$70	\$15	\$11	\$354	\$365	\$0	\$194,617
% Recovered	0.0%	0.3%	100.0%	0.9%	3.6%	45.9%	0.0%	14.8%
<b>Livestock</b>								
Stolen	\$0	\$200	\$0	\$0	\$0	\$0	\$0	\$95,654
Recovered	\$0	\$0	\$0	\$0	\$0	\$0	\$0	\$1,458
% Recovered	0.0%	0.0%	0.0%	0.0%	0.0%	0.0%	0.0%	1.5%
<b>Misc.</b>								
Stolen	\$75,449	\$637,535	\$47,914	\$26,591	\$12,731	\$76,515	\$0	\$52,908,194
Recovered	\$26,091	\$16,309	\$5,566	\$50	\$664	\$1,386	\$0	\$2,648,446
% Recovered	34.6%	2.6%	11.6%	0.2%	5.2%	1.8%	0.0%	5.0%
<b>TOTALS</b>								
Stolen	\$143,748	\$3,140,070	\$99,036	\$214,129	\$186,683	\$335,833	\$500	\$216,736,921
Recovered	\$54,102	\$258,174	\$11,430	\$120,278	\$65,890	\$37,284	\$0	\$24,931,449
% Recovered	37.6%	8.2%	11.5%	56.2%	35.3%	11.1%	0.0%	11.5%

### Value of Stolen Property by Type (\$)



### Stolen Property by Type (%)



This page is left intentionally blank.



# LAW ENFORCEMENT PERSONNEL



**VIRGINIA CITY**  
NEVADA

## Storey County

The county seat of Virginia City sprang up as a boomtown when the Comstock Silver Lode was discovered in 1859. At its peak 15,000 people lived there. The downtown area has been preserved as it was during its heyday and is one of the largest sites on the National Register of Historic Places.



This page is left intentionally blank.

## ENFORCEMENT PERSONNEL EMPLOYMENT DATA

2013




---

The Uniform Crime Reporting Program in Nevada compiles information on enforcement personnel statewide as of October 31, 2013. Included are the total number of sworn and civilian support personnel with each agency broken out by gender. Also provided in this section are ratios of police to population.



A wide variety of factors unique to different jurisdictions affect the number of employees utilized by various law enforcement agencies to enable them to fulfill their service requirements. Because of this, persons attempting to make comparisons of population/enforcement personnel ratios between agencies/jurisdictions should do so cautiously. The State of Nevada, especially, with highly transient and seasonal population variations, has enforcement requirements which differ from many other jurisdictions.

Usage of the term "full-time sworn", when referring to enforcement personnel, does not necessarily mean they are engaged in what the public generally perceives as "regular" police duties, such as investigations, patrol, deterrence, etc. The number of personnel available for "regular" duties is affected by regulatory, correctional, administrative and special assignments. Consideration of in-house duties and responsibilities should temper comparisons of agencies.

### Sworn Personnel

-  During 2013, there were 3873 full-time sworn municipal personnel in Nevada, providing 1.61 officers per 1,000 residents for urban population areas.
-  There were 1054 full-time sworn deputies employed by Nevada's 15 sheriff's departments in 2013, and 445 troopers with the Nevada Highway Patrol. The ratio of enforcement personnel for every 1,000 population in the rural areas was 3.87.
-  Statewide, there were 5372 full-time sworn law enforcement officers in 2013. This represents an overall ratio of 1.93 officers per 1,000 Nevada residents.

### Civilian Personnel

-  Municipal police departments in Nevada in 2013 employed a total of 2844 full-time civilians.
-  Sheriff's departments statewide maintained 496 full-time civilian employees in 2013. The Nevada Highway Patrol employed a total of 113.
-  The total number of full-time civilian support personnel employed statewide in 2013 was 3,453.

\*The criminal statistics within this publication are only those criminal statistics reported to the Uniform Crime Reporting Program by the participating law enforcement agencies.



## Nevada Full-time Enforcement Employees As of October 31, 2013

Agency	Sworn Employees			Civilian Employees			Total Employees		
	Male	Female	Total	Male	Female	Total	Male	Female	Total
Boulder City PD	27	3	30	2	12	14	29	15	44
Carlin PD	6	0	6	1	1	2	7	1	8
Carson City SO	87	5	92	5	28	33	92	33	125
Churchill SO	34	2	36	0	8	8	34	10	44
Clark Co School PD	150	8	158	16	27	43	166	35	201
Douglas SO	92	9	101	2	11	13	94	20	114
Elko SO	48	8	56	2	14	16	50	22	72
Elko PD	39	0	39	0	5	5	39	5	44
Esmeralda SO	10	0	10	19	20	39	29	20	49
Eureka SO	12	1	13	0	8	8	12	9	21
Fallon PD	20	0	20	2	8	10	22	8	30
Henderson PD	296	31	327	99	128	227	395	159	554
Humboldt SO	29	7	36	1	17	18	30	24	54
Lander SO	16	3	19	1	9	10	17	12	29
Las Vegas Fire Dept	11	2	13	0	0	0	11	2	13
Las Vegas Metro PD	2,235	209	2,444	890	1,334	2,224	3,125	1,543	4,668
Lincoln SO	25	1	26	1	4	5	26	5	31
Lovelock PD	5	0	5	0	1	1	5	1	6
Lyon SO	68	4	72	5	21	26	73	25	98
Mesquite PD	28	0	28	12	10	22	40	10	50
Mineral SO	15	1	16	1	5	6	16	6	22
Nevada Highway Patrol	399	46	445	46	67	113	445	113	558
North Las Vegas PD	243	25	268	49	108	157	292	133	425
Nye SO	84	15	99	5	32	37	89	47	136
Pershing SO	13	0	13	2	5	7	15	5	20
Reno PD	274	23	297	8	48	56	282	71	353
Sparks PD	95	9	104	3	39	42	98	48	146
Storey SO	19	3	22	0	1	1	19	4	23
Taxicab	0	0	0	0	0	0	0	0	0
TMCC PD	7	0	7	1	2	3	8	2	10
UNLV PD	28	5	33	7	9	16	35	14	49
UNR PD	14	2	16	1	4	5	15	6	21
Washoe School PD	29	8	37	0	5	5	29	13	42
Washoe SO	344	72	416	94	170	264	438	242	680
West Wendover PD	10	3	13	2	6	8	12	9	21
White Pine SO	25	2	27	0	5	5	25	7	32
Winnemucca PD	20	2	22	0	4	4	20	6	26
Yerington PD	6	0	6	0	0	0	6	0	6
<b>Total</b>	<b>4,863</b>	<b>509</b>	<b>5,372</b>	<b>1,277</b>	<b>2,176</b>	<b>3,453</b>	<b>6,140</b>	<b>2,685</b>	<b>8,825</b>

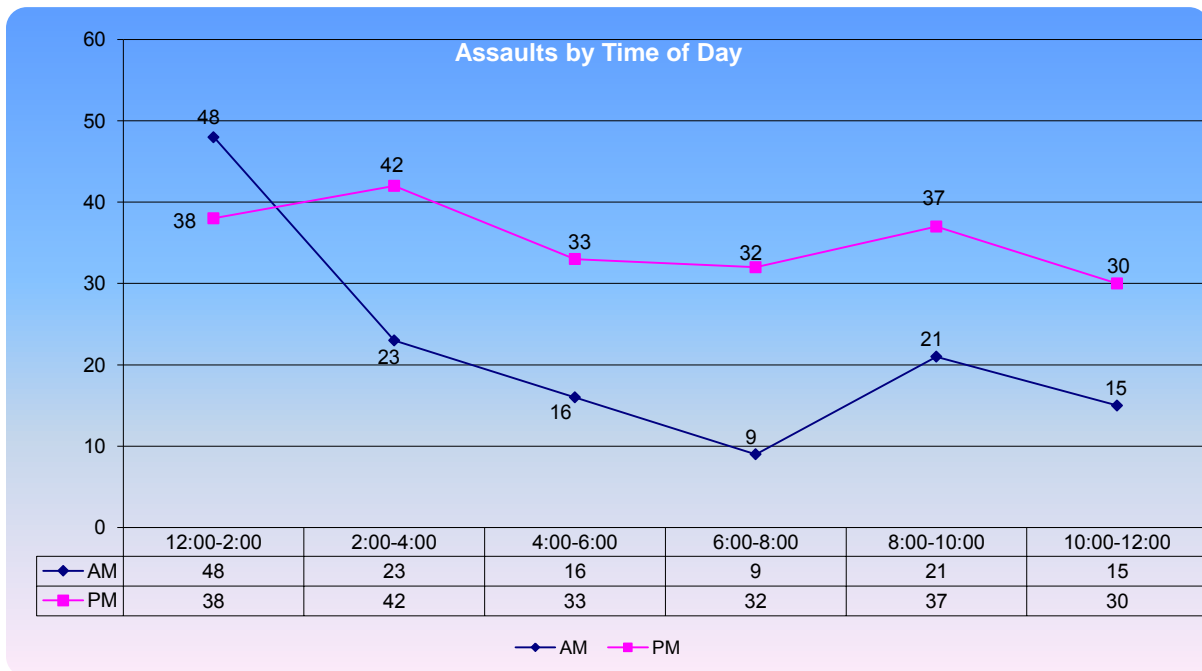
\*The criminal statistics within this publication are only those criminal statistics reported to the Uniform Crime Reporting Program by the participating law enforcement agencies.

## ASSAULTS ON LAW ENFORCEMENT PERSONNEL

2013

Nevada UCR compiles detailed monthly data regarding the problem of assaults on law enforcement personnel. The following displays more noticeable points on this issue.

- ✪ In 2013 there was a total of 344 assaults on law enforcement personnel in Nevada, compared to 380 in 2012.
- ✪ The ratio of assaults per 100 officers was 6.4.
- ✪ There were 124 assaults while responding to domestic and other disturbance calls which represents 36.05% of the total or assaults in 2013.
- ✪ Most assaults on officers involved the use of hands, fists, feet, etc., accounting for 202 incidents or 58.72%.
- ✪ Personal injury to officers occurred in 74 (21.5%) of the 344 incidents, while 270 (78.5%) escaped injury.
- ✪ 22.67% or 78 of the assaults were aimed at officers who were alone, while 266 (77.33%) involved assisted personnel.
- ✪ The time period during which the most assaults occurred was between 12:00 a.m. and 2:00 a.m. with 48 (13.95%).
- ✪ Law enforcement cleared 297 (86.34%) of all assaults on personnel.



## Officer Assaults by Activity/Weapon/Assignment - 2013


Activity Type	Total Assaults	Number Cleared	Firearm	Knife/Cutting Device	Other Dangerous Weapon	Hands, Fists, Feet, Etc.	2-Officer Vehicle	1-Officer Vehicle-Alone	1-Officer Vehicle-Assisted	Det./Spec/Assign.-Alone	Det./Spec/Assign.-Assisted	Other-Alone	Other-Assisted
Domestic/Other Disturbance	124	120	18	2	27	77	43	24	40	0	4	7	6
Burglary in Progress	7	7	1	0	2	4	0	3	4	0	0	0	0
Robbery in Progress	7	6	0	0	4	3	3	3	1	0	0	0	0
Attempting other Arrest	45	40	4	5	5	31	12	9	14	0	7	0	3
Civil Disorder	3	1	0	0	1	2	1	1	0	0	0	0	1
Handling Prisoner	44	24	0	0	6	38	21	7	6	0	0	0	10
Investigate Suspicious Persons/Circumstances	42	34	0	4	16	22	18	11	7	0	2	0	4
Ambush-No Warning	0	0	0	0	0	0	0	0	0	0	0	0	0
Mentally Deranged	8	8	6	0	0	2	1	1	0	0	0	0	6
Traffic Pursuits/Stops	31	29	2	0	20	9	8	8	11	0	0	0	4
All Other	33	28	7	5	7	14	5	3	14	1	8	0	2
<b>Totals</b>	<b>344</b>	<b>297</b>	<b>38</b>	<b>16</b>	<b>88</b>	<b>202</b>	<b>112</b>	<b>70</b>	<b>97</b>	<b>1</b>	<b>21</b>	<b>7</b>	<b>36</b>

	Total Assaults	Firearm	Knife/Cutting Item	Other Weapon	Hands, Fists, Feet, Etc.
With Injury	74	5	0	18	51
Without Injury	270	33	16	70	151



# DOMESTIC VIOLENCE



## Washoe County

Bertha the elephant performed at John Ascuaga's Nugget in Sparks for 37 years. She was 48 when she died.



This page is left intentionally blank.

# Domestic Violence

The domestic violence data presented is based upon information submitted following the guidelines set forth in NRS 171.1227 from the following law enforcement agencies:

**Carson City**

Carson City Sheriff's Office

**Churchill County**

Churchill County Sheriff's Office  
Fallon Police Department

**Clark County**

Boulder City Police Department  
Henderson Police Department  
Las Vegas Metro Police Department  
Mesquite Police Department  
North Las Vegas Police Department  
UNLV Police Department

**Douglas County**

Douglas County Sheriff's Office

**Elko County**

Carlin Police Department  
Elko Police Department  
Elko County Sheriff Office  
West Wendover Police Department

**Esmeralda County**

Esmeralda County Sheriff's Office

**Eureka County**

Eureka County Sheriff's Office

**Humboldt County**

Humboldt County Sheriff's Office  
Winnemucca Police Department

**Lander County**

Lander County Sheriff's Office

**Lincoln County**

Lincoln County Sheriff's Office

**Lyon County**

Lyon County Sheriff's Office  
Yerington Police Department

**Mineral County**

Mineral County Sheriff's Office

**Nye County**

Nye County Sheriff's Office

**Pershing County**

Pershing County Sheriff's Office  
Lovelock Police Department

**Storey County**

Storey County Sheriff's Office

**Washoe County**

Washoe County Sheriff's Office  
Washoe County School Police Department  
Reno Police Department  
Sparks Police Department  
TMCC Police Department

**White Pine County**

White Pine County Sheriff's Office



**STATE OF NEVADA  
DOMESTIC VIOLENCE DATA COLLECTION**



**2013 STATEWIDE TOTAL**

**ARRESTEE INFORMATION**

**MALE AGGRESSORS**

Number of Males Arrested	7,466
Number of Males Not Arrested	9,519
<b>Total</b>	<b>16,985</b>

***Mitigating Circumstances for Not Arrested***

Aggressor undetermined	1,204
Gone upon arrival	4,164
No evidence of injury	1,812
Not reported within 24 hours	385
Other	421
Unknown	1,794
<b>Total</b>	<b>9,780</b>

***Other Males Arrested at the Scene  
(i.e. not part of the domestic relationship)***

Number of Other Males Arrested	47
--------------------------------	----

**FEMALE AGGRESSORS**

Number of Females Arrested	3,980
Number of Females Not Arrested	3,293
<b>Total</b>	<b>7,273</b>

***Mitigating Circumstances for Not Arrested***

Aggressor undetermined	772
Gone upon arrival	965
No evidence of injury	683
Not reported within 24 hours	102
Other	222
Unknown	638
<b>Total</b>	<b>3,382</b>

***Other Females Arrested at the Scene  
(i.e. not part of the domestic relationship)***

Number of Other Females Arrested	15
----------------------------------	----

**STATE OF NEVADA  
DOMESTIC VIOLENCE DATA COLLECTION**

**2013 STATEWIDE TOTAL**



**GENERAL INFORMATION**

***Time of Day***

0000-0259	3,422
0300-0559	1,828
0600-0859	1,580
0900-1159	2,210
1200-1459	2,621
1500-1759	3,367
1800-2059	4,095
2100-2359	4,475
<b>TOTAL</b>	<b>23,598</b>

***Weapon Used***

Blunt Object	866
Handgun	534
Hands/Fist/Feet	16,945
Knife/Cutting Inst	1,315
Other Firearm	188
Other Weapon	1,615
Unknown	2,511
<b>TOTAL</b>	<b>23,974</b>

***Number of Mutual Combatant Incidents***

Number of Incidents	1,286
---------------------	-------

***Number of Children Present***

ages 0-3	2,942
ages 4-6	1,543
ages 7-9	1,244
ages 10-12	1,058
ages 13-15	1,143
ages 16-18	1,004
age unknown	778
<b>TOTAL</b>	<b>9,712</b>

***Victim Relationship to Offender***

Cohabitant	14,252
Spouse	2,557
Dating	9,825
Child in Common	5,016
Blood Relative	4,107
Parent	2,629
Child	1,439
Former Dating	2,192
Former Cohabitant	2,174
Related by Marriage	2,651
<b>TOTAL</b>	<b>47,149</b>

**STATE OF NEVADA  
DOMESTIC VIOLENCE DATA COLLECTION**



**2013 STATEWIDE TOTAL**

**OFFENDER INFORMATION**

**MALE OFFENDERS**

Age	Total	Race	Total
Under 18	1,253	White	11,146
18-24	3,357	Black	4,814
25-34	5,318	Am Indian	206
35-44	3,427	Asian	489
45-54	2,309	Unknown	188
55-64	809		
65 over	265	Ethnicity	
Unknown	105	Hispanic	3,593
<b>TOTAL</b>	<b>16,843</b>		<b>16,843</b>

Injuries	Total	Medical	Total
Minor	3,119	1st Aid	394
Moderate	368	Hospital	512
No Visible	7,761	None	11,936
Severe	53	Refused	2,347

	Total
Alcohol/Drug Use Suspected	11,861
DV Card Given	6,296
PO in Effect	134
Arrested	1,002
None	341

**FEMALE OFFENDERS**

Age	Total	Race	Total
Under 18	911	White	5,976
18-24	1,985	Black	1,792
25-34	2,411	Am Indian	148
35-44	1,562	Asian	390
45-54	1,056	Unknown	125
55-64	354		
65 over	111	Ethnicity	
Unknown	41	Hispanic	1,339
<b>TOTAL</b>	<b>8,431</b>		<b>8,431</b>

Injuries	Total	Medical	Total
Minor	1,811	1st Aid	214
Moderate	202	Hospital	192
No Visible	3,460	None	4,584
Severe	13	Refused	1,400

	Total
Alcohol/Drug Use Suspected	4,855
DV Card Given	3,275
PO in Effect	37
Arrested	441
None	88

**STATE OF NEVADA  
DOMESTIC VIOLENCE DATA COLLECTION**



**2013 STATEWIDE TOTAL**

**VICTIM INFORMATION**

**MALE VICTIMS**

Age	Total	Race	Total
Under 18	679	White	6,077
18-24	1,500	Black	1,656
25-34	2,208	Am Indian	88
35-44	1,590	Asian	315
45-54	1,296	Unknown	107
55-64	662		0
65 over	285	Ethnicity	
Unknown	23	Hispanic	1,627
<b>TOTAL</b>	<b>8,243</b>		<b>8,243</b>

Injuries	Total	Medical	Total
Minor	3,753	1st Aid	367
Moderate	536	Hospital	369
No Visible	2,553	None	3,867
Severe	67	Refused	2,426

	Total
Alcohol/Drug Use Suspected	2,492
DV Card Given	5,889
PO in Effect	12
Arrested	375
None	91

**FEMALE VICTIMS**

Age	Total	Race	Total
Under 18	799	White	12,577
18-24	4,273	Black	4,238
25-34	5,627	Am Indian	283
35-44	3,692	Asian	725
45-54	2,346	Unknown	164
55-64	868		0
65 over	366	Ethnicity	0
Unknown	19	Hispanic	3,551
<b>TOTAL</b>	<b>17,987</b>		<b>17,987</b>

Injuries	Total	Medical	Total
Minor	7,698	1st Aid	883
Moderate	1,316	Hospital	1,081
No Visible	6,400	None	8,326
Severe	133	Refused	5,499

	Total
Alcohol/Drug Use Suspected	4,786
DV Card Given	14,251
PO in Effect	44
Arrested	598
None	130

**STATE OF NEVADA**  
**DOMESTIC VIOLENCE DATA COLLECTION**

COUNTY: Carson City

YEAR 2013



**VICTIM INFORMATION**

**MALE VICTIMS**

Age	Total
Under 18	11
18-24	23
25-34	41
35-44	23
45-54	17
55-64	8
65 over	1
Unknown	0
<b>TOTAL</b>	<b>124</b>

**Race**

White	96
Black	4
Am Indian	1
Asian	0
Unknown	23
	0
<b>Ethnicity</b>	0
Hispanic	0
<b>Total</b>	<b>124</b>

**Injuries**

Minor	50
Moderate	7
No Visible	59
Severe	0

**Medical**

1st Aid	3
Hospital	0
None	62
Refused	46

Alcohol/Drug Use Suspected	42
DV Card Given	26
PO in Effect	0
Arrested	0
None	0

**FEMALE VICTIMS**

Age	Total
Under 18	13
18-24	33
25-34	42
35-44	29
45-54	27
55-64	8
65 over	3
Unknown	0
<b>TOTAL</b>	<b>155</b>

**Race**

White	145
Black	2
Am Indian	4
Asian	0
Unknown	4
	0
<b>Ethnicity</b>	0
Hispanic	0
<b>Total</b>	<b>155</b>

**Injuries**

Minor	52
Moderate	9
No Visible	69
Severe	2

**Medical**

1st Aid	8
Hospital	10
None	72
Refused	55

Alcohol/Drug Use Suspected	41
DV Card Given	39
PO in Effect	3
Arrested	0
None	0

**STATE OF NEVADA**  
**DOMESTIC VIOLENCE DATA COLLECTION**

COUNTY: Carson City

YEAR 2013



**VICTIM INFORMATION**

**MALE VICTIMS**

Age	Total
Under 18	11
18-24	23
25-34	41
35-44	23
45-54	17
55-64	8
65 over	1
Unknown	0
<b>TOTAL</b>	<b>124</b>

Race	
White	96
Black	4
Am Indian	1
Asian	0
Unknown	23
	0
<b>Ethnicity</b>	0
Hispanic	0
<b>Total</b>	<b>124</b>

Injuries	
Minor	50
Moderate	7
No Visible	59
Severe	0

Medical	
1st Aid	3
Hospital	0
None	62
Refused	46

Alcohol/Drug Use Suspected	42
DV Card Given	26
PO in Effect	0
Arrested	0
None	0

**FEMALE VICTIMS**

Age	Total
Under 18	13
18-24	33
25-34	42
35-44	29
45-54	27
55-64	8
65 over	3
Unknown	0
<b>TOTAL</b>	<b>155</b>

Race	
White	145
Black	2
Am Indian	4
Asian	0
Unknown	4
	0
<b>Ethnicity</b>	0
Hispanic	0
<b>Total</b>	<b>155</b>

Injuries	
Minor	52
Moderate	9
No Visible	69
Severe	2

Medical	
1st Aid	8
Hospital	10
None	72
Refused	55

Alcohol/Drug Use Suspected	41
DV Card Given	39
PO in Effect	3
Arrested	0
None	0



**STATE OF NEVADA  
DOMESTIC VIOLENCE DATA COLLECTION**

COUNTY: CLARK

YEAR 2013



**VICTIM INFORMATION**

**MALE VICTIMS**

Age	Total
Under 18	408
18-24	1097
25-34	1650
35-44	1212
45-54	915
55-64	495
65 over	210
Unknown	21
<b>TOTAL</b>	<b>6008</b>

**Race**

White	4142
Black	1495
Am Indian	43
Asian	288
Unknown	40
	0
<b>Ethnicity</b>	<b>0</b>
Hispanic	1392
<b>Total</b>	<b>6008</b>

**Injuries**

Minor	2961
Moderate	333
No Visible	1856
Severe	51

**Medical**

1st Aid	300
Hospital	303
None	2802
Refused	1993

Alcohol/Drug Use Suspected	2031
DV Card Given	4825
PO in Effect	0
Arrested	1
None	0

**FEMALE VICTIMS**

Age	Total
Under 18	493
18-24	3361
25-34	4446
35-44	2828
45-54	1733
55-64	644
65 over	269
Unknown	15
<b>TOTAL</b>	<b>13786</b>

**Race**

White	9003
Black	3969
Am Indian	105
Asian	608
Unknown	101
	0
<b>Ethnicity</b>	<b>0</b>
Hispanic	3149
<b>Total</b>	<b>13786</b>

**Injuries**

Minor	6126
Moderate	819
No Visible	4951
Severe	106

**Medical**

1st Aid	721
Hospital	876
None	5965
Refused	4731

Alcohol/Drug Use Suspected	4043
DV Card Given	11548
PO in Effect	0
Arrested	0
None	0

**STATE OF NEVADA**  
**DOMESTIC VIOLENCE DATA COLLECTION**

COUNTY: DOUGLAS

YEAR 2013



**VICTIM INFORMATION**

**MALE VICTIMS**

Age	Total
Under 18	9
18-24	11
25-34	16
35-44	14
45-54	18
55-64	6
65 over	4
Unknown	0
<b>TOTAL</b>	<b>78</b>

**Race**

White	75
Black	1
Am Indian	1
Asian	1
Unknown	0
	0
<b>Ethnicity</b>	0
Hispanic	4
<b>Total</b>	<b>78</b>

**Injuries**

Minor	58
Moderate	7
No Visible	13
Severe	0

**Medical**

1st Aid	5
Hospital	3
None	35
Refused	35

Alcohol/Drug Use Suspected	49
DV Card Given	48
PO in Effect	0
Arrested	0
None	0

**FEMALE VICTIMS**

Age	Total
Under 18	4
18-24	28
25-34	28
35-44	31
45-54	23
55-64	8
65 over	6
Unknown	0
<b>TOTAL</b>	<b>128</b>

**Race**

White	118
Black	3
Am Indian	2
Asian	3
Unknown	2
	0
<b>Ethnicity</b>	0
Hispanic	8
<b>Total</b>	<b>128</b>

**Injuries**

Minor	77
Moderate	11
No Visible	40
Severe	0

**Medical**

1st Aid	2
Hospital	5
None	51
Refused	58

Alcohol/Drug Use Suspected	85
DV Card Given	75
PO in Effect	2
Arrested	0
None	0

**STATE OF NEVADA**  
**DOMESTIC VIOLENCE DATA COLLECTION**

COUNTY: ELKO

YEAR 2013



**VICTIM INFORMATION**

**MALE VICTIMS**

Age	Total
Under 18	16
18-24	31
25-34	34
35-44	16
45-54	20
55-64	4
65 over	2
Unknown	1
<b>TOTAL</b>	<b>124</b>

**Race**

White	113
Black	2
Am Indian	5
Asian	0
Unknown	4
	0
<b>Ethnicity</b>	0
Hispanic	28
<b>Total</b>	<b>124</b>

**Injuries**

Minor	64
Moderate	10
No Visible	43
Severe	0

**Medical**

1st Aid	5
Hospital	3
None	69
Refused	31

Alcohol/Drug Use Suspected	38
DV Card Given	27
PO in Effect	0
Arrested	0
None	0

**FEMALE VICTIMS**

Age	Total
Under 18	23
18-24	71
25-34	80
35-44	65
45-54	38
55-64	12
65 over	0
Unknown	1
<b>TOTAL</b>	<b>290</b>

**Race**

White	263
Black	3
Am Indian	19
Asian	5
Unknown	0
	0
<b>Ethnicity</b>	0
Hispanic	49
<b>Total</b>	<b>290</b>

**Injuries**

Minor	137
Moderate	22
No Visible	107
Severe	5

**Medical**

1st Aid	13
Hospital	27
None	170
Refused	70

Alcohol/Drug Use Suspected	73
DV Card Given	165
PO in Effect	7
Arrested	0
None	0

**STATE OF NEVADA**  
**DOMESTIC VIOLENCE DATA COLLECTION**

COUNTY: EUREKA

YEAR 2013



**VICTIM INFORMATION**

**MALE VICTIMS**

Age	Total
Under 18	0
18-24	0
25-34	0
35-44	0
45-54	2
55-64	0
65 over	0
Unknown	0
<b>TOTAL</b>	<b>2</b>

**Race**

White	2
Black	0
Am Indian	0
Asian	0
Unknown	0
	0
<b>Ethnicity</b>	0
Hispanic	0
<b>Total</b>	<b>2</b>

**Injuries**

Minor	0
Moderate	0
No Visible	0
Severe	0

**Medical**

1st Aid	0
Hospital	0
None	1
Refused	1

Alcohol/Drug Use Suspected	0
DV Card Given	0
PO in Effect	0
Arrested	0
None	0

**FEMALE VICTIMS**

Age	Total
Under 18	0
18-24	0
25-34	0
35-44	0
45-54	0
55-64	0
65 over	0
Unknown	0
<b>TOTAL</b>	<b>0</b>

**Race**

White	0
Black	0
Am Indian	0
Asian	0
Unknown	0
	0
<b>Ethnicity</b>	0
Hispanic	0
<b>Total</b>	<b>0</b>

**Injuries**

Minor	0
Moderate	0
No Visible	0
Severe	0

**Medical**

1st Aid	0
Hospital	0
None	0
Refused	0

Alcohol/Drug Use Suspected	0
DV Card Given	0
PO in Effect	0
Arrested	0
None	0

**STATE OF NEVADA**  
**DOMESTIC VIOLENCE DATA COLLECTION**

COUNTY: HUMBOLDT

YEAR 2013



**VICTIM INFORMATION**

**MALE VICTIMS**

Age	Total
Under 18	2
18-24	10
25-34	5
35-44	9
45-54	7
55-64	1
65 over	0
Unknown	0
<b>TOTAL</b>	<b>34</b>

Race	
White	27
Black	1
Am Indian	3
Asian	0
Unknown	3
	0
<b>Ethnicity</b>	0
Hispanic	2
<b>Total</b>	<b>34</b>

Injuries	
Minor	17
Moderate	2
No Visible	14
Severe	0

Medical	
1st Aid	0
Hospital	1
None	19
Refused	9

Alcohol/Drug Use Suspected	10
DV Card Given	18
PO in Effect	0
Arrested	0
None	0

**FEMALE VICTIMS**

Age	Total
Under 18	1
18-24	18
25-34	23
35-44	14
45-54	14
55-64	2
65 over	1
Unknown	1
<b>TOTAL</b>	<b>74</b>

Race	
White	66
Black	2
Am Indian	5
Asian	0
Unknown	1
	0
<b>Ethnicity</b>	0
Hispanic	5
<b>Total</b>	<b>74</b>

Injuries	
Minor	39
Moderate	5
No Visible	28
Severe	0

Medical	
1st Aid	0
Hospital	5
None	44
Refused	23

Alcohol/Drug Use Suspected	22
DV Card Given	34
PO in Effect	0
Arrested	0
None	0

**STATE OF NEVADA**  
**DOMESTIC VIOLENCE DATA COLLECTION**

COUNTY: LANDER

YEAR 2013



**VICTIM INFORMATION**

**MALE VICTIMS**

Age	Total
Under 18	4
18-24	8
25-34	6
35-44	6
45-54	6
55-64	4
65 over	0
Unknown	0
<b>TOTAL</b>	<b>34</b>

**Race**

White	32
Black	1
Am Indian	1
Asian	0
Unknown	0
	0
<b>Ethnicity</b>	0
Hispanic	0
<b>Total</b>	<b>34</b>

**Injuries**

Minor	20
Moderate	3
No Visible	10
Severe	1

**Medical**

1st Aid	1
Hospital	3
None	15
Refused	15

Alcohol/Drug Use Suspected	8
DV Card Given	20
PO in Effect	3
Arrested	0
None	1

**FEMALE VICTIMS**

Age	Total
Under 18	7
18-24	7
25-34	22
35-44	7
45-54	9
55-64	5
65 over	0
Unknown	0
<b>TOTAL</b>	<b>57</b>

**Race**

White	51
Black	0
Am Indian	5
Asian	0
Unknown	1
	0
<b>Ethnicity</b>	0
Hispanic	2
<b>Total</b>	<b>57</b>

**Injuries**

Minor	23
Moderate	2
No Visible	32
Severe	0

**Medical**

1st Aid	4
Hospital	7
None	33
Refused	13

Alcohol/Drug Use Suspected	16
DV Card Given	39
PO in Effect	5
Arrested	1
None	0



**STATE OF NEVADA**  
**DOMESTIC VIOLENCE DATA COLLECTION**

COUNTY: LYON

YEAR 2013



**VICTIM INFORMATION**

**MALE VICTIMS**

Age	Total
Under 18	9
18-24	16
25-34	35
35-44	29
45-54	24
55-64	8
65 over	7
Unknown	0
<b>TOTAL</b>	<b>128</b>

**Race**

White	119
Black	2
Am Indian	4
Asian	0
Unknown	3
	0
<b>Ethnicity</b>	0
Hispanic	8
<b>Total</b>	<b>128</b>

**Injuries**

Minor	61
Moderate	4
No Visible	49
Severe	0

**Medical**

1st Aid	7
Hospital	3
None	41
Refused	28

Alcohol/Drug Use Suspected	33
DV Card Given	32
PO in Effect	1
Arrested	0
None	0

**FEMALE VICTIMS**

Age	Total
Under 18	12
18-24	45
25-34	59
35-44	69
45-54	37
55-64	11
65 over	10
Unknown	0
<b>TOTAL</b>	<b>243</b>

**Race**

White	226
Black	4
Am Indian	8
Asian	2
Unknown	3
	0
<b>Ethnicity</b>	0
Hispanic	16
<b>Total</b>	<b>243</b>

**Injuries**

Minor	117
Moderate	5
No Visible	97
Severe	3

**Medical**

1st Aid	18
Hospital	6
None	90
Refused	85

Alcohol/Drug Use Suspected	49
DV Card Given	116
PO in Effect	3
Arrested	0
None	0

**STATE OF NEVADA**  
**DOMESTIC VIOLENCE DATA COLLECTION**

COUNTY: NYE

YEAR 2013



**VICTIM INFORMATION**

**MALE VICTIMS**

Age	Total
Under 18	15
18-24	19
25-34	27
35-44	22
45-54	25
55-64	21
65 over	9
Unknown	1
<b>TOTAL</b>	<b>139</b>

Race	
White	131
Black	6
Am Indian	1
Asian	1
Unknown	0
	0
<b>Ethnicity</b>	0
Hispanic	1
<b>Total</b>	<b>139</b>

Injuries	
Minor	49
Moderate	22
No Visible	33
Severe	5

Medical	
1st Aid	3
Hospital	6
None	24
Refused	62

Alcohol/Drug Use Suspected	22
DV Card Given	3
PO in Effect	0
Arrested	0
None	0

**FEMALE VICTIMS**

Age	Total
Under 18	26
18-24	36
25-34	60
35-44	44
45-54	42
55-64	26
65 over	11
Unknown	0
<b>TOTAL</b>	<b>245</b>

Race	
White	230
Black	13
Am Indian	0
Asian	1
Unknown	1
	0
<b>Ethnicity</b>	0
Hispanic	5
<b>Total</b>	<b>245</b>

Injuries	
Minor	115
Moderate	41
No Visible	62
Severe	4

Medical	
1st Aid	7
Hospital	12
None	50
Refused	116

Alcohol/Drug Use Suspected	25
DV Card Given	16
PO in Effect	6
Arrested	0
None	0

**STATE OF NEVADA  
DOMESTIC VIOLENCE DATA COLLECTION**

COUNTY: NYE

YEAR 2013



**VICTIM INFORMATION**

**MALE VICTIMS**

Age	Total
Under 18	15
18-24	19
25-34	27
35-44	22
45-54	25
55-64	21
65 over	9
Unknown	1
<b>TOTAL</b>	<b>139</b>

**Race**

White	131
Black	6
Am Indian	1
Asian	1
Unknown	0
	0
<b>Ethnicity</b>	0
Hispanic	1
<b>Total</b>	<b>139</b>

**Injuries**

Minor	49
Moderate	22
No Visible	33
Severe	5

**Medical**

1st Aid	3
Hospital	6
None	24
Refused	62

Alcohol/Drug Use Suspected	22
DV Card Given	3
PO in Effect	0
Arrested	0
None	0

**FEMALE VICTIMS**

Age	Total
Under 18	26
18-24	36
25-34	60
35-44	44
45-54	42
55-64	26
65 over	11
Unknown	0
<b>TOTAL</b>	<b>245</b>

**Race**

White	230
Black	13
Am Indian	0
Asian	1
Unknown	1
	0
<b>Ethnicity</b>	0
Hispanic	5
<b>Total</b>	<b>245</b>

**Injuries**

Minor	115
Moderate	41
No Visible	62
Severe	4

**Medical**

1st Aid	7
Hospital	12
None	50
Refused	116

Alcohol/Drug Use Suspected	25
DV Card Given	16
PO in Effect	6
Arrested	0
None	0

**STATE OF NEVADA**  
**DOMESTIC VIOLENCE DATA COLLECTION**

COUNTY: STOREY

YEAR 2013



**VICTIM INFORMATION**

**MALE VICTIMS**

Age	Total
Under 18	3
18-24	0
25-34	1
35-44	2
45-54	2
55-64	1
65 over	1
Unknown	0
<b>TOTAL</b>	<b>10</b>

Race

White	9
Black	0
Am Indian	0
Asian	0
Unknown	1
	0
<b>Ethnicity</b>	0
Hispanic	1
<b>Total</b>	<b>10</b>

Injuries

Minor	2
Moderate	1
No Visible	6
Severe	1

Medical

1st Aid	0
Hospital	1
None	5
Refused	3

Alcohol/Drug Use Suspected	2
DV Card Given	0
PO in Effect	0
Arrested	0
None	6

**FEMALE VICTIMS**

Age	Total
Under 18	2
18-24	2
25-34	5
35-44	7
45-54	4
55-64	1
65 over	0
Unknown	0
<b>TOTAL</b>	<b>21</b>

Race

White	20
Black	0
Am Indian	0
Asian	0
Unknown	1
	0
<b>Ethnicity</b>	0
Hispanic	2
<b>Total</b>	<b>21</b>

Injuries

Minor	2
Moderate	6
No Visible	12
Severe	1

Medical

1st Aid	0
Hospital	1
None	15
Refused	5

Alcohol/Drug Use Suspected	4
DV Card Given	0
PO in Effect	0
Arrested	0
None	14

**STATE OF NEVADA**  
**DOMESTIC VIOLENCE DATA COLLECTION**

COUNTY: WASHOE

YEAR 2013



**VICTIM INFORMATION**

**MALE VICTIMS**

Age	Total
Under 18	199
18-24	272
25-34	376
35-44	242
45-54	247
55-64	110
65 over	47
Unknown	0
<b>TOTAL</b>	<b>1493</b>

**Race**

White	1266
Black	142
Am Indian	27
Asian	25
Unknown	33
	0
<b>Ethnicity</b>	0
Hispanic	185
<b>Total</b>	<b>1493</b>

**Injuries**

Minor	424
Moderate	144
No Visible	454
Severe	7

**Medical**

1st Aid	43
Hospital	41
None	755
Refused	181

Alcohol/Drug Use Suspected	237
DV Card Given	857
PO in Effect	7
Arrested	372
None	79

**FEMALE VICTIMS**

Age	Total
Under 18	210
18-24	636
25-34	806
35-44	565
45-54	392
55-64	145
65 over	63
Unknown	1
<b>TOTAL</b>	<b>2818</b>

**Race**

White	2305
Black	238
Am Indian	121
Asian	105
Unknown	49
	0
<b>Ethnicity</b>	0
Hispanic	305
<b>Total</b>	<b>2818</b>

**Injuries**

Minor	905
Moderate	380
No Visible	955
Severe	11

**Medical**

1st Aid	104
Hospital	117
None	1726
Refused	307

Alcohol/Drug Use Suspected	386
DV Card Given	2103
PO in Effect	13
Arrested	596
None	106

**STATE OF NEVADA**  
**DOMESTIC VIOLENCE DATA COLLECTION**

COUNTY: WHITE PINE

YEAR 2013



**VICTIM INFORMATION**

**MALE VICTIMS**

Age	Total
Under 18	0
18-24	1
25-34	0
35-44	2
45-54	0
55-64	0
65 over	1
Unknown	0
<b>TOTAL</b>	<b>4</b>

Race	
White	4
Black	0
Am Indian	0
Asian	0
Unknown	0
	0
<b>Ethnicity</b>	0
Hispanic	1
<b>Total</b>	<b>4</b>

Injuries	
Minor	4
Moderate	0
No Visible	0
Severe	0

Medical	
1st Aid	0
Hospital	0
None	3
Refused	1

Alcohol/Drug Use Suspected	2
DV Card Given	4
PO in Effect	0
Arrested	0
None	0

**FEMALE VICTIMS**

Age	Total
Under 18	3
18-24	13
25-34	14
35-44	6
45-54	2
55-64	1
65 over	0
Unknown	0
<b>TOTAL</b>	<b>39</b>

Race	
White	36
Black	1
Am Indian	2
Asian	0
Unknown	0
	0
<b>Ethnicity</b>	0
Hispanic	3
<b>Total</b>	<b>39</b>

Injuries	
Minor	29
Moderate	2
No Visible	8
Severe	0

Medical	
1st Aid	1
Hospital	4
None	29
Refused	4

Alcohol/Drug Use Suspected	6
DV Card Given	37
PO in Effect	1
Arrested	0
None	0

This page is left intentionally blank.





# PROTECTION ORDERS



## White Pine County

Is home to the Great Basin National Park. The park includes the Lehman Caves which began to form approximately 550 million years ago, and Bristlecone Pine trees that can reach up to 5000 years old.

This page is left intentionally blank.

## Protection Orders

The following report will describe and summarize temporary and extended protection orders issued in the State of Nevada. These reports are broken down to show which orders were granted to men and to women. Also included is a listing of those orders that included custody of a minor child and available historic data.

### **Definitions:**

#### **Temporary Protection Orders:**

Can be granted within 24 hours of receiving the application and in effect up to 30 days or until scheduled court hearing.

#### **Modified Temporary Protection Orders:**

These are temporary protection orders that have been modified by the courts since their original issuing.

#### **Extended Protection Orders:**

Awarded only after a hearing before a judge and in effect for up to one year.

#### **Modified Extended Protection Orders:**

These are extended protection orders that have been modified by the courts since their original issuing.

Any of the above orders can also include a grant of temporary custody of a minor child.

Please note that on the graphs you will see gender described as male, female, and unknown. Unknown includes those who entered unknown on the application, or those that did not complete the gender portion of the application.

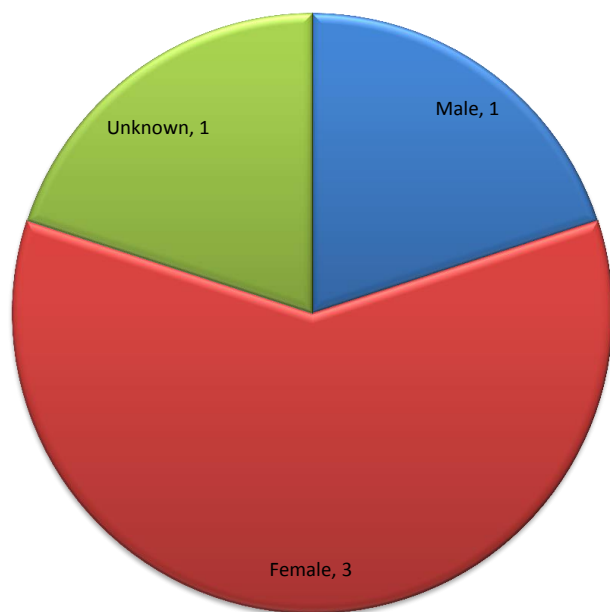
**Active Protection Orders Issued** (excludes children)

**Between January 1, 2013 and December 31, 2013**

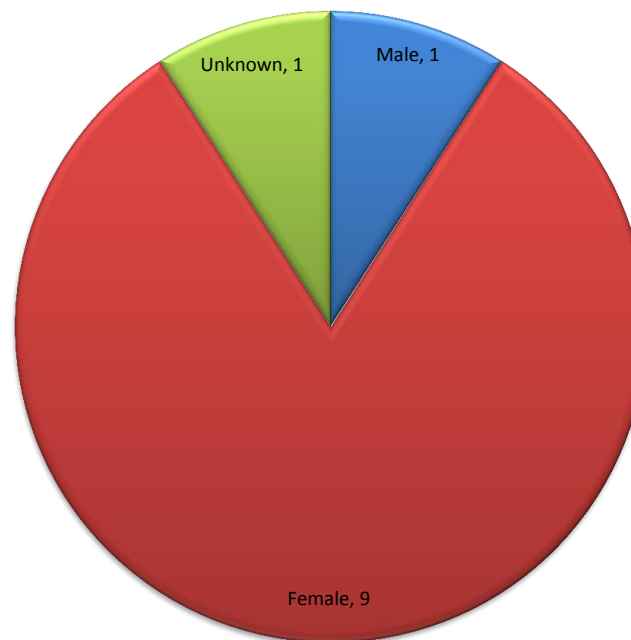
Temporary Protection Orders			
Male	Female	Unknown	Total
1	3	1	5

Modified Temporary Protection Orders			
Male	Female	Unknown	Total
1	9	1	11

**Temporary Protection Orders Issued  
Between 1/1/13 and 12/31/13**



**Modified Temporary Protection Orders Issued  
Between 1/1/13 and 12/31/13**



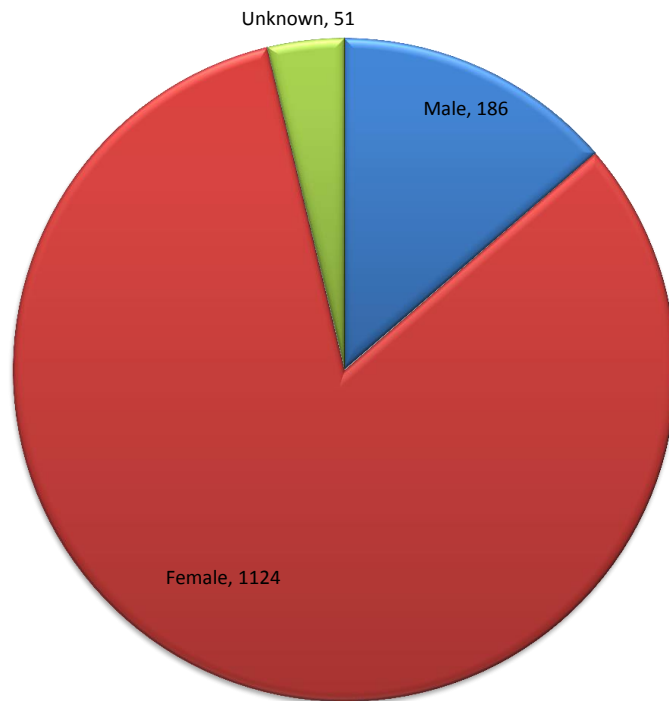
**Active Protection Orders Issued con't (excludes children)**

**Between January 1, 2013 and December 31, 2013**

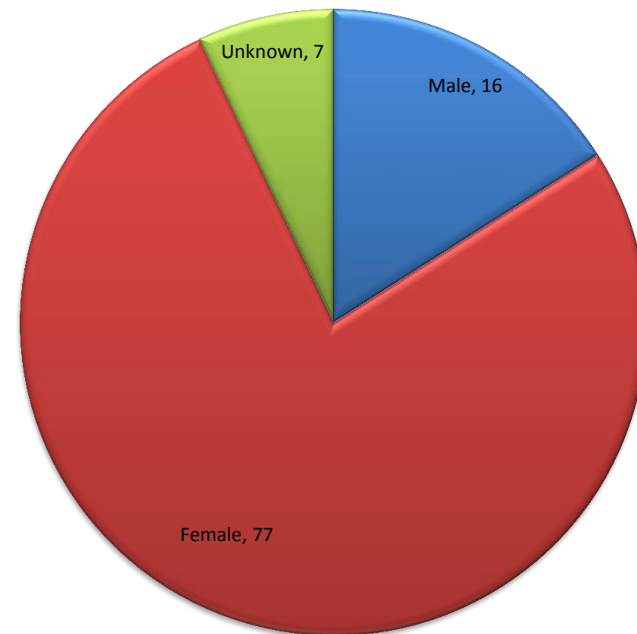
Extended Protection Orders			
Male	Female	Unknown	Total
186	1124	51	<b>1361</b>

Modified Extended Protection Orders			
Male	Female	Unknown	Total
16	77	7	<b>100</b>

**Extended Protection Orders Issued  
Between 1/1/13 and 12/31/13**

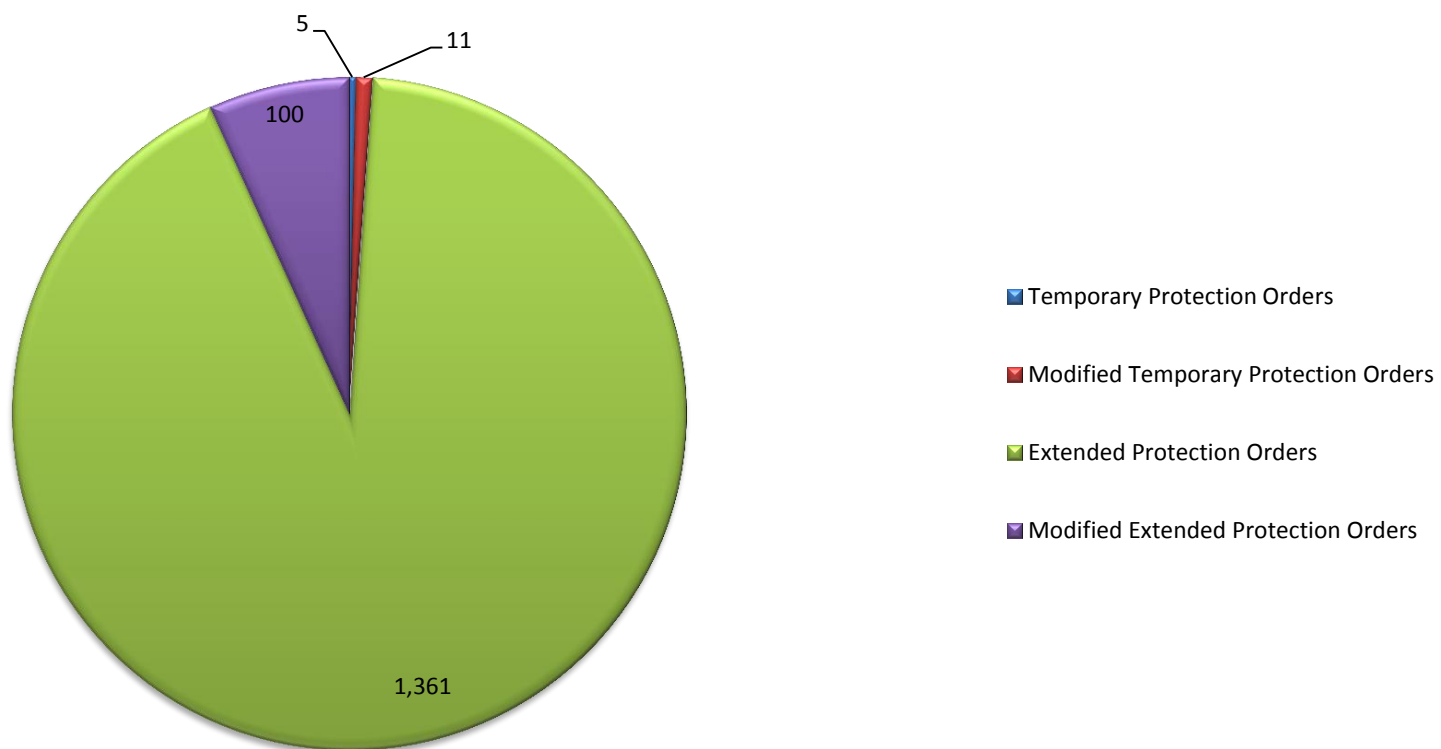


**Modified Extended Protection Orders  
Issued  
Between 1/1/13 and 12/31/13**



Percentage Breakdown of Active Protection Orders					
Issued Between January 1, 2013 and December 31, 2013					

	Temporary Protection Orders	Modified Temporary Protection Orders	Extended Protection Orders	Modified Extended Protection Orders	Total
Total Orders Issued	5	11	1361	100	1477
Percentage of Orders Issued	0%	1%	92%	7%	100.00%

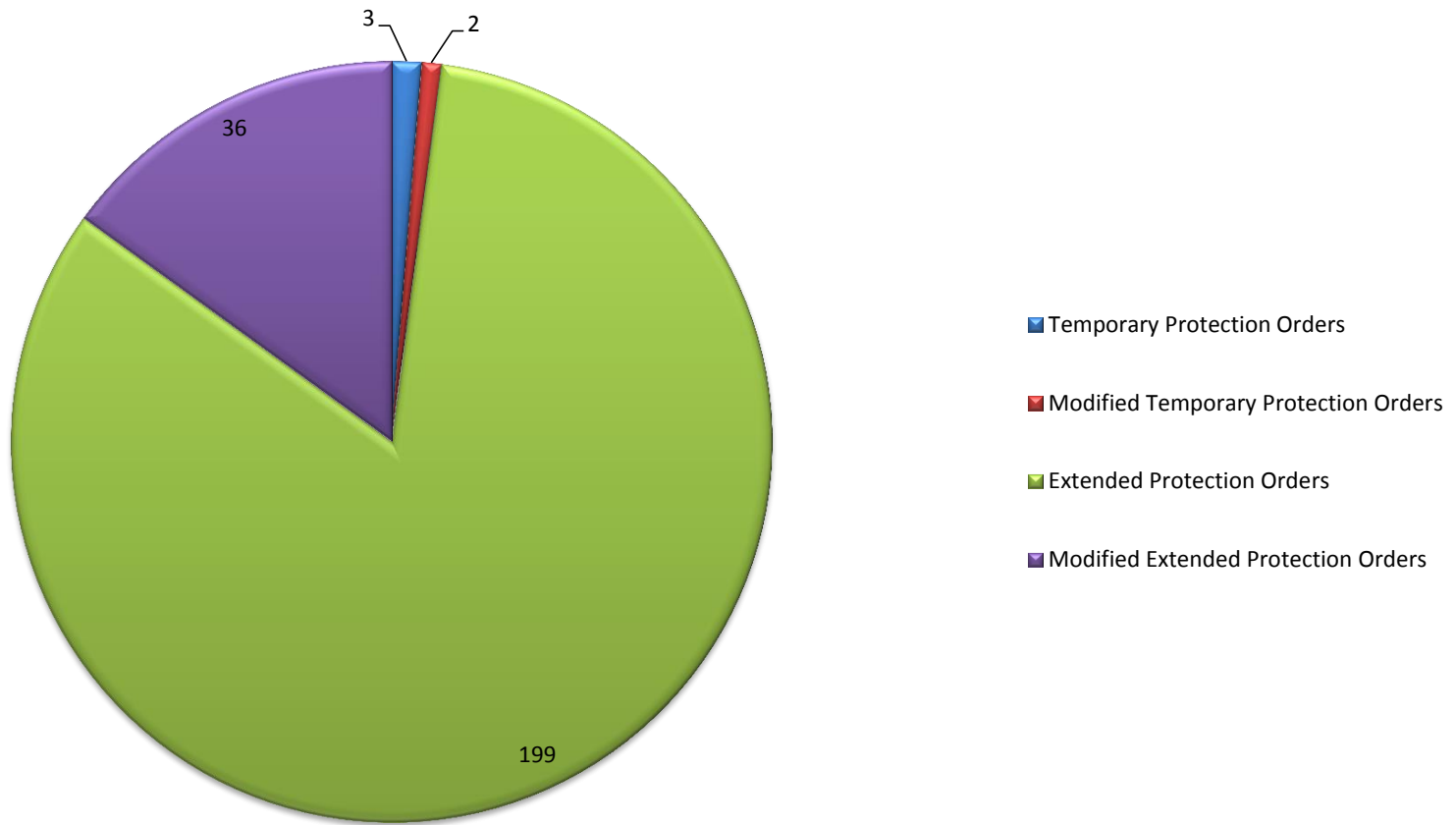




### Active Protection Orders Issued That Include a Grant of Temporary Custody of a Minor Child

Between January 1, 2013 and December 31, 2013

Temporary Protection Orders	Modified Temporary Protection Orders	Extended Protection Orders	Modified Extended Protection Orders	Total
3	2	199	36	<b>240</b>

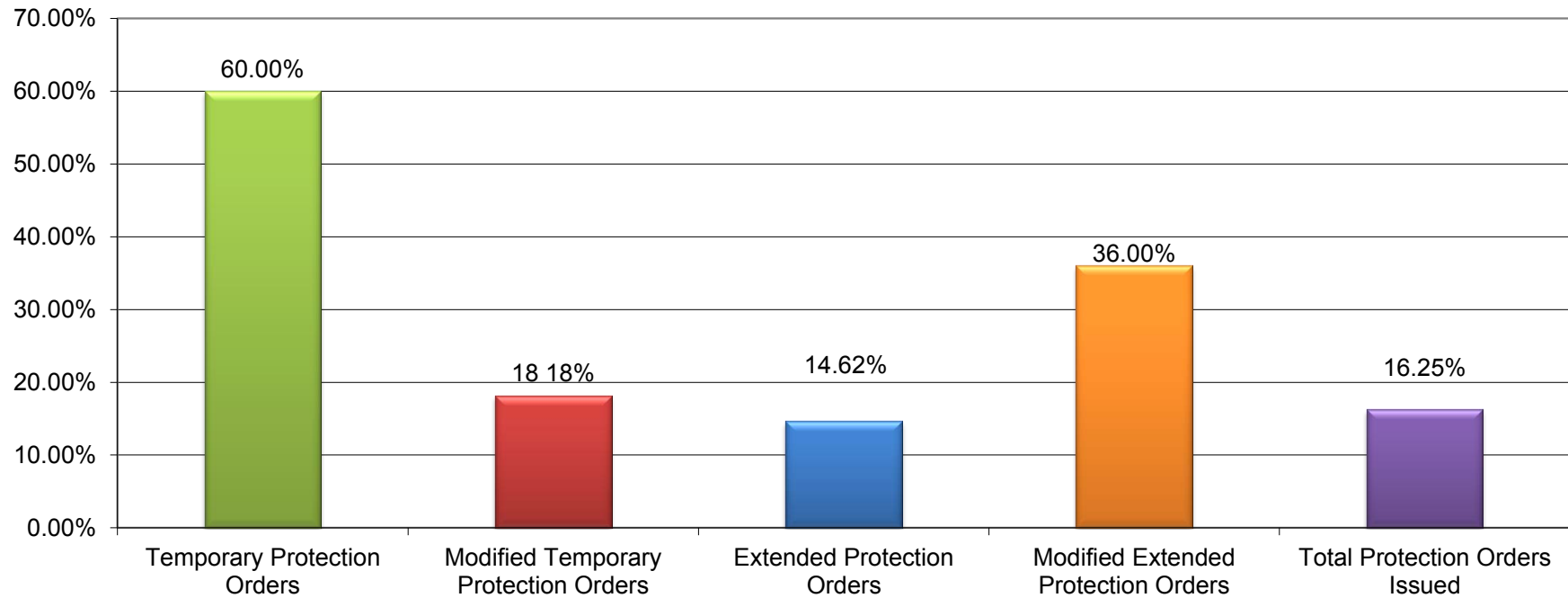




## Comparison of Protection Orders Issued and Orders Issued With a Grant of Temporary Custody of a Minor Child

Between January 1, 2013 and December 31, 2013

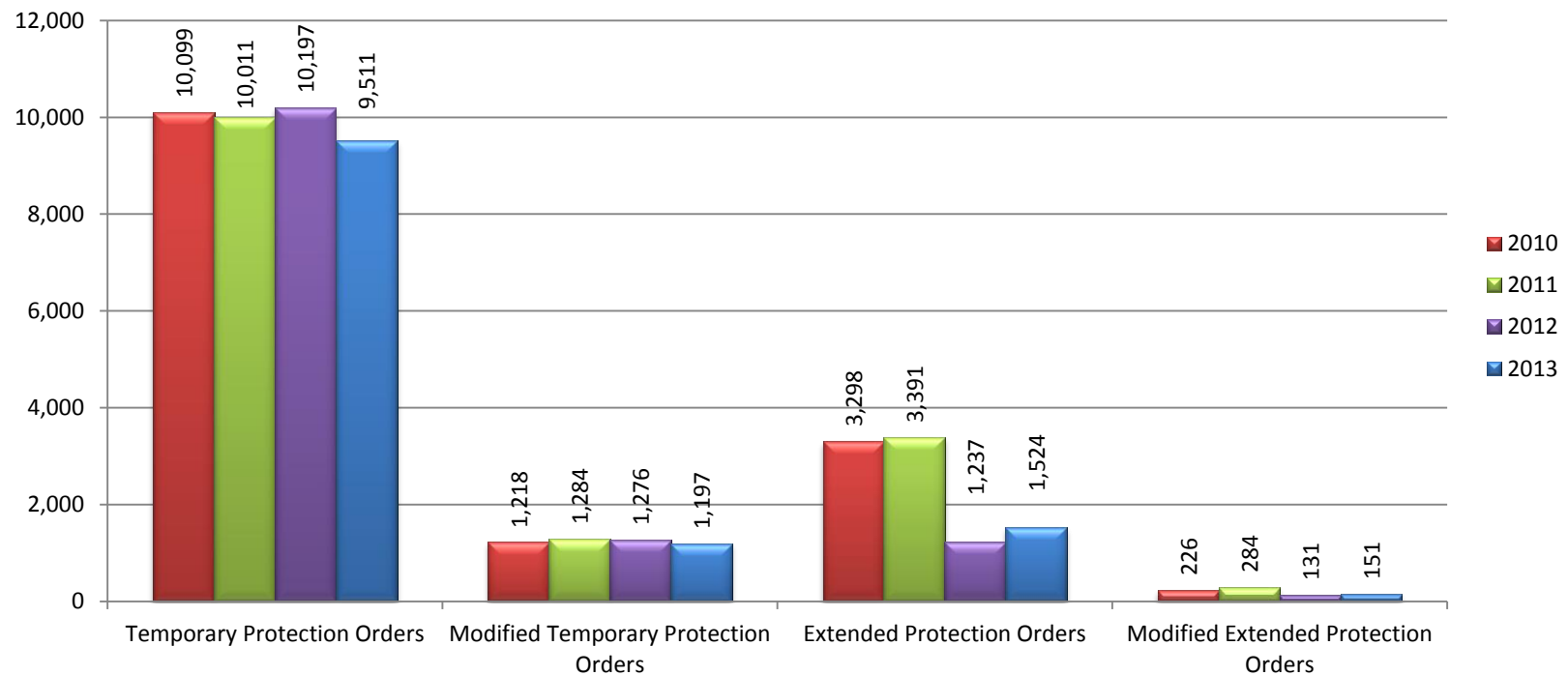
	Temporary Protection Orders	Modified Temporary Protection Orders	Extended Protection Orders	Modified Extended Protection Orders	Total Protection Orders Issued
Total Orders Issued	5	11	1361	100	1477
Orders With Temporary Custody	3	2	199	36	240
Percentage of Orders With Grants	60.00%	18.18%	14.62%	36.00%	16.25%



## HISTORY OF ALL PROTECTION ORDERS ISSUED (excludes children)

Between January 1, 2010 and December 31, 2013

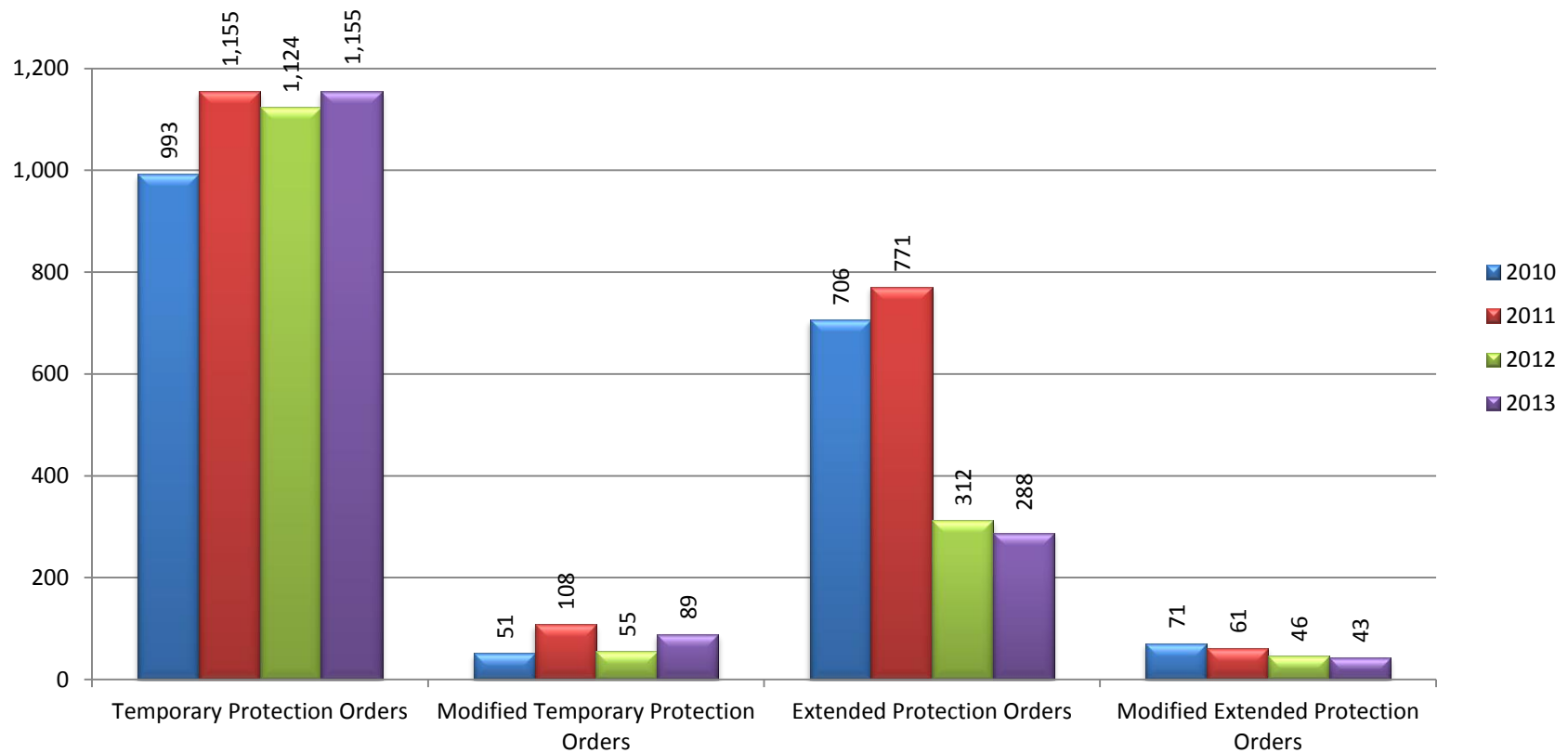
	Temporary Protection Orders	Modified Temporary Protection Orders	Extended Protection Orders	Modified Extended Protection Orders
2010	10,099	1,218	3,298	226
2011	10,011	1,284	3,391	284
2012	10,197	1,276	1,237	131
2013	9,511	1,197	1,524	151



## HISTORY OF ORDERS ISSUED THAT INCLUDE GRANT OF TEMPORARY CUSTODY OF A MINOR CHILD

Between January 1, 2010 and December 31, 2013

	Temporary Protection Orders	Modified Temporary Protection Orders	Extended Protection Orders	Modified Extended Protection Orders
2010	993	51	706	71
2011	1,155	108	771	61
2012	1,124	55	312	46
2013	1,155	89	288	43



# CRIMES COMMITTED AGAINST OLDER PERSONS

## Nevada

Has the most mountain ranges of any state.



## Nevada

Gets the least amount of rain of any state in the union.

## Las Vegas

Has over 62,000 hotel rooms.



This page is left intentionally blank.

## Crimes Committed against the Elderly

### STATEWIDE OFFENDER TOTAL

2013

### (Offender Info)

CLASSIFICATION OF OFFENSES Committed Against Persons 60 or older	Offender Total				RACE				
	M	F	U	Total	White	Black	American Indian or Alaskan Native	Asian or Pacific Islander	Unknown
Murder and Non negligent Manslaughter	6	0	0	6	6	0	0	0	0
Manslaughter by Negligence	0	0	0	0	0	0	0	0	0
Forcible Rape	19	0	0	19	9	4	0	3	3
Robbery	297	45	5	347	121	205	1	3	17
Aggravated Assault	267	146	16	429	268	104	1	27	29
Burglary--Breaking or Entering	467	98	516	1,081	316	199	1	5	560
Larceny--Theft Ex Purse snatching, pick pocketing	552	299	266	1,117	545	246	2	24	301
Motor Vehicle Theft	145	80	138	363	146	58	2	7	150
Other Assaults	593	321	10	924	629	211	5	55	24
Arson	4	0	0	4	4	0	0	0	0
Forgery & Counterfeiting	85	93	25	203	106	39	0	8	50
Fraud / Exploitation	127	141	86	354	146	27	0	12	169
Neglect	33	30	9	72	27	5	0	6	34
Isolation	0	0	0	0	0	0	0	0	0
Vandalism	174	58	63	295	152	60	0	5	78
Sex Offenses (except Forcible Rape)	5	2	0	7	3	2	0	1	1
All Other Offenses	816	314	174	1,304	842	172	3	37	250
GRAND TOTAL	3,590	1,627	1,308	6,525	3,320	1,332	15	193	1,666

### Time of Day

0000-0259	2,660
0300-0559	446
0600-0859	978
0900-1159	1,560
1200-1459	1,815
1500-1759	1,649
1800-2059	1,573
2100-2359	1,218
Unknown	193
<b>TOTAL</b>	<b>12,092</b>

### Victim Relationship to Offender

Known Associate	1,201
Care taker/Medical Staff	163
Family	1,121
Stranger	2,857
Unknown	6,887
<b>TOTAL</b>	<b>12,229</b>

## Crimes Committed against the Elderly

### STATEWIDE VICTIM TOTAL

2013

### (Victim Info)

CLASSIFICATION OF OFFENSES Committed Against Persons 60 or older	Victim Total				RACE				
	M	F	U	Total	White	Black	American Indian or Alaskan Native	Asian or Pacific Islander	Unknown
Murder and Non negligent Manslaughter	5	3	0	8	5	2	0	0	1
Manslaughter by Negligence	0	0	0	0	0	0	0	0	0
Forcible Rape	1	27	0	28	19	3	0	3	3
Robbery	163	90	0	253	185	29	0	30	9
Aggravated Assault	195	193	0	388	279	67	0	28	13
Burglary--Breaking or Entering	1,448	1,249	2	2,699	2,154	245	8	236	53
Larceny--Theft Ex Purse snatching, pick pocketing	1,588	1,202	0	2,790	2,324	205	10	176	70
Motor Vehicle Theft	558	332	0	890	692	114	3	62	16
Other Assaults	461	382	1	844	672	107	4	52	8
Arson	0	3	0	3	3	0	0	0	0
Forgery & Counterfeiting	313	321	3	637	484	58	2	54	39
Fraud / Exploitation	330	333	3	666	482	63	1	36	78
Neglect	31	39	0	70	35	7	0	2	25
Isolation	0	0	0	0	1	0	0	0	0
Vandalism	460	383	843	1,686	646	102	2	71	24
Sex Offenses (except Forcible Rape)	1	3	0	4	2	0	0	2	0
All Other Offenses	1,129	1,075	13	2,217	1,646	202	8	151	194
GRAND TOTAL	6,683	5,635	865	13,183	9,629	1,204	38	903	533

### FEMALE VICTIMS

Age	Total
60-69	3,454
70-79	1,574
80-89	580
90-99	86
100 and older	13
<b>TOTAL</b>	5,707

### MALE VICTIMS

Age	Total
60-69	4,295
70-79	1,836
80-89	529
90-99	68
100 and older	16
<b>TOTAL</b>	6,744



Churchill County  
2013

Crimes Committed against the Elderly  
(Offender Info)

CLASSIFICATION OF OFFENSES Committed Against Persons 60 or older	Offender Total					RACE				
	M	F	U	Total		White	Black	American Indian or Alaskan Native	Asian or Pacific Islander	Unknown
Murder and Non negligent Manslaughter	0	0	0	0		0	0	0	0	0
Manslaughter by Negligence	0	0	0	0		0	0	0	0	0
Forcible Rape	0	0	0	0		0	0	0	0	0
Robbery	0	0	0	0		0	0	0	0	0
Aggravated Assault	1	0	0	1		1	0	0	0	0
Burglary--Breaking or Entering	1	0	10	11		0	0	1	0	10
Larceny--Theft Ex Purse snatching, pick pocketing	7	5	19	31		13	0	0	0	18
Motor Vehicle Theft	0	0	0	0		0	0	0	0	0
Other Assaults	0	1	0	1		1	0	0	0	0
Arson	0	0	0	0		0	0	0	0	0
Forgery & Counterfeiting	1	1	0	2		2	0	0	0	0
Fraud / Exploitation	1	3	15	19		3	0	0	0	16
Neglect	0	0	0	0		0	0	0	0	0
Isolation	0	0	0	0		0	0	0	0	0
Vandalism	0	0	1	1		0	0	0	0	1
Sex Offenses (except Forcible Rape)	0	0	0	0		0	0	0	0	0
All Other Offenses	3	2	1	6		5	0	0	0	1
GRAND TOTAL	14	12	46	72		25	0	1	0	46

**Time of Day**

0000-0259	0
0300-0559	0
0600-0859	0
0900-1159	0
1200-1459	0
1500-1759	0
1800-2059	0
2100-2359	0
Unknown	63
<b>TOTAL</b>	63

**Victim Relationship to Offender**

Known Associate	1
Care taker/Medical Staff	2
Family	8
Stranger	5
Unknown	52
<b>TOTAL</b>	68

Churchill County  
2013

Crimes Committed against the Elderly  
(Victim Info)

CLASSIFICATION OF OFFENSES Committed Against Persons 60 or older	Victim Total				RACE				
	M	F	U	Total	White	Black	American Indian or Alaskan Native	Asian or Pacific Islander	Unknown
Murder and Non negligent Manslaughter	0	0	0	0	0	0	0	0	0
Manslaughter by Negligence	0	0	0	0	0	0	0	0	0
Forcible Rape	0	0	0	0	0	0	0	0	0
Robbery	0	0	0	0	0	0	0	0	0
Aggravated Assault	0	0	0	0	0	0	0	0	0
Burglary--Breaking or Entering	8	4	0	12	12	0	0	0	0
Larceny--Theft Ex Purse snatching, pick pocketing	16	10	0	26	26	0	0	0	0
Motor Vehicle Theft	0	0	0	0	0	0	0	0	0
Other Assaults	1	1	0	2	2	0	0	0	0
Arson	0	0	0	0	0	0	0	0	0
Forgery & Counterfeiting	1	0	0	1	1	0	0	0	0
Fraud / Exploitation	10	9	0	19	19	0	0	0	0
Neglect	1	2	0	3	3	0	0	0	0
Isolation	0	0	0	0	0	0	0	0	0
Vandalism	1	0	0	1	1	0	0	0	0
Sex Offenses (except Forcible Rape)	0	0	0	0	0	0	0	0	0
All Other Offenses	2	1	0	3	1	0	0	0	0
GRAND TOTAL	40	27	0	67	65	0	0	0	0

**FEMALE VICTIMS**

Age	Total
60-69	8
70-79	9
80-89	7
90-99	2
100 and older	0
<b>TOTAL</b>	26

**MALE VICTIMS**

Age	Total
60-69	20
70-79	15
80-89	5
90-99	0
100 and older	0
<b>TOTAL</b>	40

Clark County  
2013

Crimes Committed against the Elderly  
(Offender Info)

CLASSIFICATION OF OFFENSES Committed Against Persons 60 or older	Offender Total					RACE				
	M	F	U	Total		White	Black	American Indian or Alaskan Native	Asian or Pacific Islander	Unknown
Murder and Non negligent Manslaughter	6	0	0	6		6	0	0	0	0
Manslaughter by Negligence	0	0	0	0		0	0	0	0	0
Forcible Rape	17	0	0	17		8	3	0	3	3
Robbery	293	45	5	343		117	205	1	3	17
Aggravated Assault	258	140	14	412		253	104	1	27	27
Burglary--Breaking or Entering	450	90	463	1003		296	197	0	5	505
Larceny--Theft Ex Purse snatching, pick pocketing	500	280	178	958		474	246	2	23	214
Motor Vehicle Theft	135	78	127	340		136	57	2	7	138
Other Assaults	570	311	7	888		599	209	5	55	20
Arson	4	0	0	4		4	0	0	0	0
Forgery & Counterfeiting	82	92	25	199		102	39	0	8	50
Fraud / Exploitation	110	130	56	296		121	26	0	12	137
Neglect	30	24	9	63		21	5	0	3	34
Isolation	0	0	0	0		0	0	0	0	0
Vandalism	171	56	50	277		147	60	0	5	65
Sex Offenses (except Forcible Rape)	2	2	0	4		1	2	0	1	0
All Other Offenses	761	298	120	1179		772	171	2	37	193
GRAND TOTAL	3389	1546	1054	5989		3057	1324	13	189	1403

**Time of Day**

0000-0259	2643
0300-0559	428
0600-0859	934
0900-1159	1463
1200-1459	1718
1500-1759	1580
1800-2059	1527
2100-2359	1190
Unknown	25
<b>TOTAL</b>	11508

**Victim Relationship to Offender**

Known Associate	1115
Care taker/Medical Staff	156
Family	1062
Stranger	2758
Unknown	6613
<b>TOTAL</b>	11704

Clark County  
2013

Crimes Committed against the Elderly  
(Victim Info)

CLASSIFICATION OF OFFENSES Committed Against Persons 60 or older	Victim Total				RACE				
	M	F	U	Total	White	Black	American Indian or Alaskan Native	Asian or Pacific Islander	Unknown
Murder and Non negligent Manslaughter	5	3	0	8	5	2	0	0	1
Manslaughter by Negligence	0	0	0	0	0	0	0	0	0
Forcible Rape	1	27	0	28	19	3	0	3	3
Robbery	161	88	0	249	182	29	0	30	8
Aggravated Assault	186	187	0	373	265	67	0	28	13
Burglary--Breaking or Entering	1380	1211	2	2593	2051	244	8	235	52
Larceny--Theft Ex Purse snatching, pick pocketing	1469	1133	0	2602	2138	204	10	175	70
Motor Vehicle Theft	546	319	0	865	668	113	3	62	16
Other Assaults	439	363	1	803	633	106	4	52	7
Arson	0	3	0	3	3	0	0	0	0
Forgery & Counterfeiting	311	320	3	634	482	58	2	54	38
Fraud / Exploitation	301	301	3	605	422	63	0	36	78
Neglect	28	32	0	60	25	7	0	2	25
Isolation	0	0	0	0	1	0	0	0	0
Vandalism	440	378	4	822	621	102	2	71	24
Sex Offenses (except Forcible Rape)	1	2	0	3	2	0	0	1	0
All Other Offenses	1045	1023	8	2076	1518	200	7	150	191
GRAND TOTAL	6313	5390	21	11724	9035	1198	36	899	526

**FEMALE VICTIMS**

Age	Total
60-69	3318
70-79	1500
80-89	549
90-99	79
100 and older	13
<b>TOTAL</b>	5459

**MALE VICTIMS**

Age	Total
60-69	4077
70-79	1718
80-89	501
90-99	66
100 and older	16
<b>TOTAL</b>	6378

Douglas County  
2013

Crimes Committed against the Elderly  
(Offender Info)

CLASSIFICATION OF OFFENSES Committed Against Persons 60 or older	Offender Total					RACE				
	M	F	U	Total		White	Black	American Indian or Alaskan Native	Asian or Pacific Islander	Unknown
Murder and Non negligent Manslaughter	0	0	0	0		0	0	0	0	0
Manslaughter by Negligence	0	0	0	0		0	0	0	0	0
Forcible Rape	0	0	0	0		0	0	0	0	0
Robbery	0	0	0	0		0	0	0	0	0
Aggravated Assault	0	0	0	0		0	0	0	0	0
Burglary--Breaking or Entering	0	0	0	0		0	0	0	0	0
Larceny--Theft Ex Purse snatching, pick pocketing	0	0	0	0		0	0	0	0	0
Motor Vehicle Theft	0	0	0	0		0	0	0	0	0
Other Assaults	1	0	0	1		1	0	0	0	0
Arson	0	0	0	0		0	0	0	0	0
Forgery & Counterfeiting	0	0	0	0		0	0	0	0	0
Fraud / Exploitation	0	0	0	0		0	0	0	0	0
Neglect	0	0	0	0		0	0	0	0	0
Isolation	0	0	0	0		0	0	0	0	0
Vandalism	0	0	0	0		0	0	0	0	0
Sex Offenses (except Forcible Rape)	0	0	0	0		0	0	0	0	0
All Other Offenses	0	0	0	0		0	0	0	0	0
GRAND TOTAL	1	0	0	1		1	0	0	0	0

**Time of Day**

0000-0259	0
0300-0559	0
0600-0859	0
0900-1159	0
1200-1459	0
1500-1759	0
1800-2059	1
2100-2359	0
Unknown	0
<b>TOTAL</b>	<b>1</b>

**Victim Relationship to Offender**

Known Associate	1
Care taker/Medical Staff	0
Family	0
Stranger	0
Unknown	0
<b>TOTAL</b>	<b>1</b>

Douglas County  
2013

Crimes Committed against the Elderly  
(Victim Info)

CLASSIFICATION OF OFFENSES Committed Against Persons 60 or older	Victim Total				RACE				
	M	F	U	Total	White	Black	American Indian or Alaskan Native	Asian or Pacific Islander	Unknown
Murder and Non negligent Manslaughter	0	0	0	0	0	0	0	0	0
Manslaughter by Negligence	0	0	0	0	0	0	0	0	0
Forcible Rape	0	0	0	0	0	0	0	0	0
Robbery	0	0	0	0	0	0	0	0	0
Aggravated Assault	0	0	0	0	0	0	0	0	0
Burglary--Breaking or Entering	0	0	0	0	0	0	0	0	0
Larceny--Theft Ex Purse snatching, pick pocketing	0	0	0	0	0	0	0	0	0
Motor Vehicle Theft	0	0	0	0	0	0	0	0	0
Other Assaults	1	0	0	1	1	0	0	0	0
Arson	0	0	0	0	0	0	0	0	0
Forgery & Counterfeiting	0	0	0	0	0	0	0	0	0
Fraud / Exploitation	0	0	0	0	0	0	0	0	0
Neglect	0	0	0	0	0	0	0	0	0
Isolation	0	0	0	0	0	0	0	0	0
Vandalism	0	0	0	0	0	0	0	0	0
Sex Offenses (except Forcible Rape)	0	0	0	0	0	0	0	0	0
All Other Offenses	0	0	0	0	0	0	0	0	0
GRAND TOTAL	1	0	0	1	1	0	0	0	0

**FEMALE VICTIMS**

Age	Total
60-69	0
70-79	0
80-89	0
90-99	0
100 and older	0
<b>TOTAL</b>	0

**MALE VICTIMS**

Age	Total
60-69	0
70-79	1
80-89	0
90-99	0
100 and older	0
<b>TOTAL</b>	1

Elko County  
2013

Crimes Committed against the Elderly  
(Offender Info)

CLASSIFICATION OF OFFENSES Committed Against Persons 60 or older	Offender Total					RACE				
	M	F	U	Total		White	Black	American Indian or Alaskan Native	Asian or Pacific Islander	Unknown
Murder and Non negligent Manslaughter	0	0	0	0		0	0	0	0	0
Manslaughter by Negligence	0	0	0	0		0	0	0	0	0
Forcible Rape	0	0	0	0		0	0	0	0	0
Robbery	0	0	0	0		0	0	0	0	0
Aggravated Assault	2	2	1	5		4	0	0	0	1
Burglary--Breaking or Entering	5	1	17	23		6	0	0	0	17
Larceny--Theft Ex Purse snatching, pick pocketing	15	3	46	64		17	0	0	1	46
Motor Vehicle Theft	3	1	7	11		4	0	0	0	7
Other Assaults	1	1	1	3		2	0	0	0	1
Arson	0	0	0	0		0	0	0	0	0
Forgery & Counterfeiting	1	0	0	1		1	0	0	0	0
Fraud / Exploitation	0	2	1	3		2	0	0	0	1
Neglect	0	0	0	0		0	0	0	0	0
Isolation	0	0	0	0		0	0	0	0	0
Vandalism	0	0	2	2		0	0	0	0	2
Sex Offenses (except Forcible Rape)	0	0	0	0		0	0	0	0	0
All Other Offenses	14	5	50	69		20	0	1	0	51
GRAND TOTAL	41	15	125	181		56	0	1	1	126

**Time of Day**

0000-0259	9
0300-0559	8
0600-0859	23
0900-1159	39
1200-1459	37
1500-1759	19
1800-2059	11
2100-2359	10
Unknown	23
<b>TOTAL</b>	179

**Victim Relationship to Offender**

Known Associate	13
Care taker/Medical Staff	0
Family	7
Stranger	41
Unknown	120
<b>TOTAL</b>	181



Elko County  
2013

Crimes Committed against the Elderly  
(Victim Info)

CLASSIFICATION OF OFFENSES Committed Against Persons 60 or older	Victim Total				RACE				
	M	F	U	Total	White	Black	American Indian or Alaskan Native	Asian or Pacific Islander	Unknown
Murder and Non negligent Manslaughter	0	0	0	0	0	0	0	0	0
Manslaughter by Negligence	0	0	0	0	0	0	0	0	0
Forcible Rape	0	0	0	0	0	0	0	0	0
Robbery	0	0	0	0	0	0	0	0	0
Aggravated Assault	4	1	0	5	5	0	0	0	0
Burglary--Breaking or Entering	12	10	0	22	21	1	0	0	0
Larceny--Theft Ex Purse snatching, pick pocketing	39	20	0	59	57	1	0	1	0
Motor Vehicle Theft	7	3	0	10	10	0	0	0	0
Other Assaults	3	1	0	4	4	0	0	0	0
Arson	0	0	0	0	0	0	0	0	0
Forgery & Counterfeiting	0	1	0	1	0	0	0	0	1
Fraud / Exploitation	2	1	0	3	2	0	1	0	0
Neglect	0	0	0	0	0	0	0	0	0
Isolation	0	0	0	0	0	0	0	0	0
Vandalism	3	0	0	3	3	0	0	0	0
Sex Offenses (except Forcible Rape)	0	0	0	0	0	0	0	0	0
All Other Offenses	46	22	4	72	67	0	1	0	0
GRAND TOTAL	116	59	4	179	169	2	2	1	1

**FEMALE VICTIMS**

Age	Total
60-69	44
70-79	9
80-89	4
90-99	2
100 and older	0
<b>TOTAL</b>	59

**MALE VICTIMS**

Age	Total
60-69	70
70-79	34
80-89	9
90-99	2
100 and older	0
<b>TOTAL</b>	115

Humboldt County  
2013

**Crimes Committed against the Elderly  
(Offender Info)**

CLASSIFICATION OF OFFENSES Committed Against Persons 60 or older	Offender Total					RACE				
	M	F	U	Total		White	Black	American Indian or Alaskan Native	Asian or Pacific Islander	Unknown
Murder and Non negligent										
Manslaughter	0	0	0	0		0	0	0	0	0
Manslaughter by Negligence	0	0	0	0		0	0	0	0	0
Forcible Rape	0	0	0	0		0	0	0	0	0
Robbery	0	0	0	0		0	0	0	0	0
Aggravated Assault	0	0	0	0		0	0	0	0	0
Burglary--Breaking or Entering	0	0	0	0		0	0	0	0	0
Larceny--Theft Ex Purse snatching, pick pocketing	0	0	0	0		0	0	0	0	0
Motor Vehicle Theft	0	0	0	0		0	0	0	0	0
Other Assaults	0	0	0	0		0	0	0	0	0
Arson	0	0	0	0		0	0	0	0	0
Forgery & Counterfeiting	0	0	0	0		0	0	0	0	0
Fraud / Exploitation	1	0	0	1		1	0	0	0	0
Neglect	0	0	0	0		0	0	0	0	0
Isolation	0	0	0	0		0	0	0	0	0
Vandalism	0	0	0	0		0	0	0	0	0
Sex Offenses (except Forcible Rape)	0	0	0	0		0	0	0	0	0
All Other Offenses	0	0	0	0		0	0	0	0	0
GRAND TOTAL	1	0	0	1		1	0	0	0	0

***Time of Day***

0000-0259	0
0300-0559	0
0600-0859	0
0900-1159	0
1200-1459	0
1500-1759	0
1800-2059	0
2100-2359	0
Unknown	1
<b>TOTAL</b>	<b>1</b>

***Victim Relationship to Offender***

Known Associate	0
Care taker/Medical Staff	0
Family	1
Stranger	0
Unknown	0
<b>TOTAL</b>	<b>1</b>

Humboldt County  
2013

Crimes Committed against the Elderly  
(Victim Info)

CLASSIFICATION OF OFFENSES Committed Against Persons 60 or older	Victim Total				RACE				
	M	F	U	Total	White	Black	American Indian or Alaskan Native	Asian or Pacific Islander	Unknown
Murder and Non negligent Manslaughter	0	0	0	0	0	0	0	0	0
Manslaughter by Negligence	0	0	0	0	0	0	0	0	0
Forcible Rape	0	0	0	0	0	0	0	0	0
Robbery	0	0	0	0	0	0	0	0	0
Aggravated Assault	0	0	0	0	0	0	0	0	0
Burglary--Breaking or Entering	0	0	0	0	0	0	0	0	0
Larceny--Theft Ex Purse snatching, pick pocketing	0	0	0	0	0	0	0	0	0
Motor Vehicle Theft	0	0	0	0	0	0	0	0	0
Other Assaults	0	0	0	0	0	0	0	0	0
Arson	0	0	0	0	0	0	0	0	0
Forgery & Counterfeiting	0	0	0	0	0	0	0	0	0
Fraud / Exploitation	1	0	0	1	1	0	0	0	0
Neglect	0	0	0	0	0	0	0	0	0
Isolation	0	0	0	0	0	0	0	0	0
Vandalism	0	0	0	0	0	0	0	0	0
Sex Offenses (except Forcible Rape)	0	0	0	0	0	0	0	0	0
All Other Offenses	0	0	0	0	0	0	0	0	0
GRAND TOTAL	1	0	0	1	1	0	0	0	0

**FEMALE VICTIMS**

Age	Total
60-69	1
70-79	0
80-89	0
90-99	0
100 and older	0
<b>TOTAL</b>	1

**MALE VICTIMS**

Age	Total
60-69	0
70-79	0
80-89	0
90-99	0
100 and older	0
<b>TOTAL</b>	0

Nye County  
2013

Crimes Committed against the Elderly  
(Offender Info)

CLASSIFICATION OF OFFENSES Committed Against Persons 60 or older	Offender Total					RACE				
	M	F	U	Total		White	Black	American Indian or Alaskan Native	Asian or Pacific Islander	Unknown
Murder and Non negligent Manslaughter	0	0	0	0		0	0	0	0	0
Manslaughter by Negligence	0	0	0	0		0	0	0	0	0
Forcible Rape	0	0	0	0		0	0	0	0	0
Robbery	1	0	0	1		1	0	0	0	0
Aggravated Assault	4	4	1	9		8	0	0	0	1
Burglary--Breaking or Entering	11	7	24	42		14	2	0	0	26
Larceny--Theft Ex Purse snatching, pick pocketing	29	10	21	60		39	0	0	0	21
Motor Vehicle Theft	6	1	4	11		6	1	0	0	4
Other Assaults	19	6	0	25		23	2	0	0	0
Arson	0	0	0	0		0	0	0	0	0
Forgery & Counterfeiting	1	0	0	1		1	0	0	0	0
Fraud / Exploitation	14	6	13	33		18	1	0	0	14
Neglect	3	6	0	9		6	0	0	3	0
Isolation	0	0	0	0		0	0	0	0	0
Vandalism	1	2	8	11		3	0	0	0	8
Sex Offenses (except Forcible Rape)	3	0	0	3		2	0	0	0	1
All Other Offenses	34	9	1	44		42	1	0	0	1
GRAND TOTAL	126	51	72	249		163	7	0	3	76

**Time of Day**

0000-0259	7
0300-0559	7
0600-0859	20
0900-1159	56
1200-1459	55
1500-1759	48
1800-2059	34
2100-2359	15
Unknown	67
<b>TOTAL</b>	309

**Victim Relationship to Offender**

Known Associate	62
Care taker/Medical Staff	5
Family	40
Stranger	45
Unknown	90
<b>TOTAL</b>	242

Nye County  
2013

Crimes Committed against the Elderly  
(Victim Info)

CLASSIFICATION OF OFFENSES Committed Against Persons 60 or older	Victim Total				RACE				
	M	F	U	Total	White	Black	American Indian or Alaskan Native	Asian or Pacific Islander	Unknown
Murder and Non negligent Manslaughter	0	0	0	0	0	0	0	0	0
Manslaughter by Negligence	0	0	0	0	0	0	0	0	0
Forcible Rape	0	0	0	0	0	0	0	0	0
Robbery	0	0	0	0	0	0	0	0	0
Aggravated Assault	5	3	0	8	8	0	0	0	0
Burglary--Breaking or Entering	45	24	0	69	67	0	0	1	1
Larceny--Theft Ex Purse snatching, pick pocketing	63	39	0	102	102	0	0	0	0
Motor Vehicle Theft	4	10	0	14	13	1	0	0	0
Other Assaults	14	15	0	29	29	0	0	0	0
Arson	0	0	0	0	0	0	0	0	0
Forgery & Counterfeiting	1	0	0	1	1	0	0	0	0
Fraud / Exploitation	16	21	0	37	37	0	0	0	0
Neglect	2	5	0	7	7	0	0	0	0
Isolation	0	0	0	0	0	0	0	0	0
Vandalism	13	4	0	17	17	0	0	0	0
Sex Offenses (except Forcible Rape)	0	1	0	1	0	0	0	1	0
All Other Offenses	34	22	1	57	53	2	0	1	1
GRAND TOTAL	197	144	1	342	334	3	0	3	2

**FEMALE VICTIMS**

Age	Total
60-69	75
70-79	50
80-89	18
90-99	3
100 and older	0
<b>TOTAL</b>	146

**MALE VICTIMS**

Age	Total
60-69	120
70-79	62
80-89	14
90-99	0
100 and older	0
<b>TOTAL</b>	196

Storey County  
2013

Crimes Committed against the Elderly  
(Offender Info)

CLASSIFICATION OF OFFENSES Committed Against Persons 60 or older	Offender Total					RACE				
	M	F	U	Total		White	Black	American Indian or Alaskan Native	Asian or Pacific Islander	Unknown
Murder and Non negligent Manslaughter	0	0	0	0		0	0	0	0	0
Manslaughter by Negligence	0	0	0	0		0	0	0	0	0
Forcible Rape	0	0	0	0		0	0	0	0	0
Robbery	0	0	0	0		0	0	0	0	0
Aggravated Assault	0	0	0	0		0	0	0	0	0
Burglary--Breaking or Entering	0	0	0	0		0	0	0	0	0
Larceny--Theft Ex Purse snatching, pick pocketing	1	0	2	3		1	0	0	0	2
Motor Vehicle Theft	1	0	0	1		0	0	0	0	1
Other Assaults	2	1	2	5		2	0	0	0	3
Arson	0	0	0	0		0	0	0	0	0
Forgery & Counterfeiting	0	0	0	0		0	0	0	0	0
Fraud / Exploitation	1	0	1	2		1	0	0	0	1
Neglect	0	0	0	0		0	0	0	0	0
Isolation	0	0	0	0		0	0	0	0	0
Vandalism	0	0	0	0		0	0	0	0	0
Sex Offenses (except Forcible Rape)	0	0	0	0		0	0	0	0	0
All Other Offenses	4	0	2	6		3	0	0	0	4
GRAND TOTAL	9	1	7	17		7	0	0	0	11

**Time of Day**

0000-0259	0
0300-0559	0
0600-0859	1
0900-1159	0
1200-1459	4
1500-1759	1
1800-2059	0
2100-2359	2
Unknown	9
<b>TOTAL</b>	17

**Victim Relationship to Offender**

Known Associate	4
Care taker/Medical Staff	0
Family	2
Stranger	3
Unknown	8
<b>TOTAL</b>	17

Storey County  
2013

Crimes Committed against the Elderly  
(Victim Info)

CLASSIFICATION OF OFFENSES Committed Against Persons 60 or older	Victim Total				RACE				
	M	F	U	Total	White	Black	American Indian or Alaskan Native	Asian or Pacific Islander	Unknown
Murder and Non negligent Manslaughter	0	0	0	0	0	0	0	0	0
Manslaughter by Negligence	0	0	0	0	0	0	0	0	0
Forcible Rape	0	0	0	0	0	0	0	0	0
Robbery	1	0	0	1	0	0	0	0	1
Aggravated Assault	0	0	0	0	0	0	0	0	0
Burglary--Breaking or Entering	1	0	0	1	1	0	0	0	0
Larceny--Theft Ex Purse snatching, pick pocketing	0	0	0	0	0	0	0	0	0
Motor Vehicle Theft	1	0	0	1	1	0	0	0	0
Other Assaults	3	1	0	4	2	1	0	0	1
Arson	0	0	0	0	0	0	0	0	0
Forgery & Counterfeiting	0	0	0	0	0	0	0	0	0
Fraud / Exploitation	0	1	0	1	1	0	0	0	0
Neglect	0	0	0	0	0	0	0	0	0
Isolation	0	0	0	0	0	0	0	0	0
Vandalism	0	0	0	0	0	0	0	0	0
Sex Offenses (except Forcible Rape)	0	0	0	0	0	0	0	0	0
All Other Offenses	2	7	0	9	7	0	0	0	2
GRAND TOTAL	8	9	0	17	12	1	0	0	4

**FEMALE VICTIMS**

Age	Total
60-69	4
70-79	4
80-89	2
90-99	0
100 and older	0
<b>TOTAL</b>	10

**MALE VICTIMS**

Age	Total
60-69	5
70-79	2
80-89	0
90-99	0
100 and older	0
<b>TOTAL</b>	7



Washoe County  
2013

Crimes Committed against the Elderly  
(Offender Info)

CLASSIFICATION OF OFFENSES Committed Against Persons 60 or older	Offender Total					RACE				
	M	F	U	Total		White	Black	American Indian or Alaskan Native	Asian or Pacific Islander	Unknown
Murder and Non negligent Manslaughter	0	0	0	0		0	0	0	0	0
Manslaughter by Negligence	0	0	0	0		0	0	0	0	0
Forcible Rape	2	0	0	2		1	1	0	0	0
Robbery	3	0	0	3		3	0	0	0	0
Aggravated Assault	2	0	0	2		2	0	0	0	0
Burglary--Breaking or Entering	0	0	0	0		0	0	0	0	0
Larceny--Theft Ex Purse snatching, pick pocketing	0	0	0	0		0	0	0	0	0
Motor Vehicle Theft	0	0	0	0		0	0	0	0	0
Other Assaults	0	1	0	1		1	0	0	0	0
Arson	0	0	0	0		0	0	0	0	0
Forgery & Counterfeiting	0	0	0	0		0	0	0	0	0
Fraud / Exploitation	0	0	0	0		0	0	0	0	0
Neglect	0	0	0	0		0	0	0	0	0
Isolation	0	0	0	0		0	0	0	0	0
Vandalism	0	0	0	0		0	0	0	0	0
Sex Offenses (except Forcible Rape)	0	0	0	0		0	0	0	0	0
All Other Offenses	0	0	0	0		0	0	0	0	0
GRAND TOTAL	7	1	0	8		7	1	0	0	0

**Time of Day**

0000-0259	0
0300-0559	3
0600-0859	0
0900-1159	1
1200-1459	1
1500-1759	1
1800-2059	0
2100-2359	1
Unknown	0
<b>TOTAL</b>	<b>7</b>

**Victim Relationship to Offender**

Known Associate	4
Care taker/Medical Staff	0
Family	1
Stranger	3
Unknown	0
<b>TOTAL</b>	<b>8</b>

Washoe County  
2013

Crimes Committed against the Elderly  
(Victim Info)

CLASSIFICATION OF OFFENSES Committed Against Persons 60 or older	Victim Total				RACE				
	M	F	U	Total	White	Black	American Indian or Alaskan Native	Asian or Pacific Islander	Unknown
Murder and Non negligent Manslaughter	0	0	0	0	0	0	0	0	0
Manslaughter by Negligence	0	0	0	0	0	0	0	0	0
Forcible Rape	0	0	0	0	0	0	0	0	0
Robbery	1	2	0	3	3	0	0	0	0
Aggravated Assault	0	2	0	2	1	0	0	0	0
Burglary--Breaking or Entering	0	0	0	0	0	0	0	0	0
Larceny--Theft Ex Purse snatching, pick pocketing	0	0	0	0	0	0	0	0	0
Motor Vehicle Theft	0	0	0	0	0	0	0	0	0
Other Assaults	0	1	0	1	1	0	0	0	0
Arson	0	0	0	0	0	0	0	0	0
Forgery & Counterfeiting	0	0	0	0	0	0	0	0	0
Fraud / Exploitation	0	0	0	0	0	0	0	0	0
Neglect	0	0	0	0	0	0	0	0	0
Isolation	0	0	0	0	0	0	0	0	0
Vandalism	0	0	0	0	0	0	0	0	0
Sex Offenses (except Forcible Rape)	0	0	0	0	0	0	0	0	0
All Other Offenses	0	0	0	0	0	0	0	0	0
GRAND TOTAL	1	5	0	6	5	0	0	0	0

**FEMALE VICTIMS**

Age	Total
60-69	4
70-79	1
80-89	0
90-99	0
100 and older	0
<b>TOTAL</b>	5

**MALE VICTIMS**

Age	Total
60-69	1
70-79	0
80-89	0
90-99	0
100 and older	0
<b>TOTAL</b>	1

White Pine County  
2013

Crimes Committed against the Elderly  
(Offender Info)

CLASSIFICATION OF OFFENSES Committed Against Persons 60 or older	Offender Total					RACE				
	M	F	U	Total		White	Black	American Indian or Alaskan Native	Asian or Pacific Islander	Unknown
Murder and Non negligent										
Manslaughter	0	0	0	0		0	0	0	0	0
Manslaughter by Negligence	0	0	0	0		0	0	0	0	0
Forcible Rape	0	0	0	0		0	0	0	0	0
Robbery	0	0	0	0		0	0	0	0	0
Aggravated Assault	0	0	0	0		0	0	0	0	0
Burglary--Breaking or Entering	0	0	2	2		0	0	0	0	2
Larceny--Theft Ex Purse snatching, pick pocketing	0	1	0	1		1	0	0	0	0
Motor Vehicle Theft	0	0	0	0		0	0	0	0	0
Other Assaults	0	0	0	0		0	0	0	0	0
Arson	0	0	0	0		0	0	0	0	0
Forgery & Counterfeiting	0	0	0	0		0	0	0	0	0
Fraud / Exploitation	0	0	0	0		0	0	0	0	0
Neglect	0	0	0	0		0	0	0	0	0
Isolation	0	0	0	0		0	0	0	0	0
Vandalism	2	0	2	4		2	0	0	0	2
Sex Offenses (except Forcible Rape)	0	0	0	0		0	0	0	0	0
All Other Offenses	0	0	0	0		0	0	0	0	0
GRAND TOTAL	2	1	4	7		3	0	0	0	4

**Time of Day**

0000-0259	1
0300-0559	0
0600-0859	0
0900-1159	1
1200-1459	0
1500-1759	0
1800-2059	0
2100-2359	0
Unknown	5
<b>TOTAL</b>	<b>7</b>

**Victim Relationship to Offender**

Known Associate	1
Care taker/Medical Staff	0
Family	0
Stranger	2
Unknown	4
<b>TOTAL</b>	<b>7</b>

White Pine County  
2013

Crimes Committed against the Elderly  
(Victim Info)

CLASSIFICATION OF OFFENSES Committed Against Persons 60 or older	Victim Total				RACE				
	M	F	U	Total	White	Black	American Indian or Alaskan Native	Asian or Pacific Islander	Unknown
Murder and Non negligent Manslaughter	0	0	0	0	0	0	0	0	0
Manslaughter by Negligence	0	0	0	0	0	0	0	0	0
Forcible Rape	0	0	0	0	0	0	0	0	0
Robbery	0	0	0	0	0	0	0	0	0
Aggravated Assault	0	0	0	0	0	0	0	0	0
Burglary--Breaking or Entering	2	0	0	2	2	0	0	0	0
Larceny--Theft Ex Purse snatching, pick pocketing	1	0	0	1	1	0	0	0	0
Motor Vehicle Theft	0	0	0	0	0	0	0	0	0
Other Assaults	0	0	0	0	0	0	0	0	0
Arson	0	0	0	0	0	0	0	0	0
Forgery & Counterfeiting	0	0	0	0	0	0	0	0	0
Fraud / Exploitation	0	0	0	0	0	0	0	0	0
Neglect	0	0	0	0	0	0	0	0	0
Isolation	0	0	0	0	0	0	0	0	0
Vandalism	3	1	0	4	4	0	0	0	0
Sex Offenses (except Forcible Rape)	0	0	0	0	0	0	0	0	0
All Other Offenses	0	0	0	0	0	0	0	0	0
GRAND TOTAL	6	1	0	7	7	0	0	0	0

**FEMALE VICTIMS**

Age	Total
60-69	0
70-79	1
80-89	0
90-99	0
100 and older	0
<b>TOTAL</b>	1

**MALE VICTIMS**

Age	Total
60-69	2
70-79	4
80-89	0
90-99	0
100 and older	0
<b>TOTAL</b>	6

## **Elder Abuse in Nevada 2013 Continued**

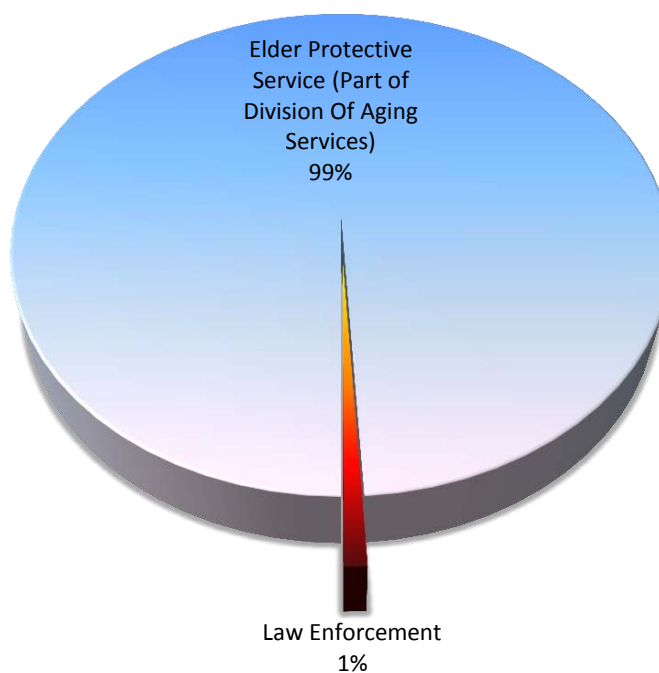
**The following pages are comprised of data from the  
Division of Aging and Disability Services**

This page is left intentionally blank.

## 2013 Elder Abuse in Nevada-Cont'd

County	Elder Protective Services	Law Enforcement	Total
Carson City	208	2	210
Churchill	63	0	63
Clark	2,581	67	2,648
Douglas	84	5	89
Elko	54	0	54
Esmeralda	0	0	0
Eureka	3	0	3
Humboldt	32	1	33
Lander	9	0	9
Lincoln	9	0	9
Lyon	135	2	137
Mineral	24	0	24
Nye	117	2	119
Pershing	10	0	10
Storey	2	0	2
Washoe	1,069	3	1,072
White Pine	21	0	21
<b>Statewide Total</b>	<b>4,421</b>	<b>82</b>	<b>4,503</b>

### Percentage Breakdown of Agencies Reporting to Aging Services

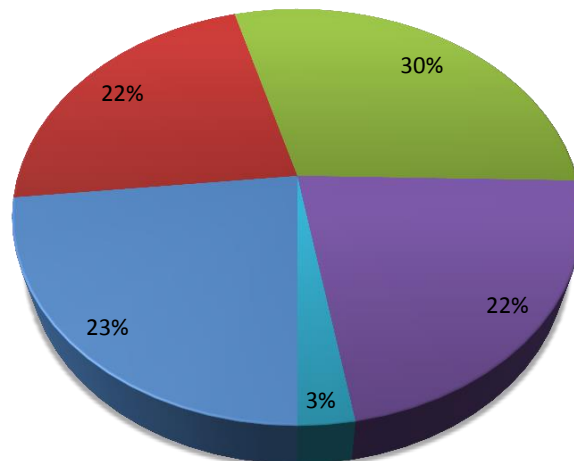




County	Abuse	Neglect	Self Neglect	Exploitation	Isolation	Total
Carson City	52	58	97	48	6	261
Churchill	18	13	24	17	1	73
Clark	744	694	965	715	86	3,204
Douglas	19	20	44	23	3	109
Elko	8	16	23	14	2	63
Esmeralda	0	0	0	0	0	0
Eureka	0	2	0	1	0	3
Humboldt	6	9	18	8	1	42
Lander	1	3	7	1	0	12
Lincoln	4	4	1	3	1	13
Lyon	39	36	64	25	4	168
Mineral	5	4	16	3	2	30
Nye	25	35	31	31	6	128
Pershing	1	3	3	3	0	10
Storey	1	0	1	1	0	3
Washoe	282	256	242	242	27	1,049
White Pine	5	7	4	4	0	20
<b>Statewide Total</b>	<b>1,210</b>	<b>1,160</b>	<b>1,540</b>	<b>1,139</b>	<b>139</b>	<b>5,188</b>

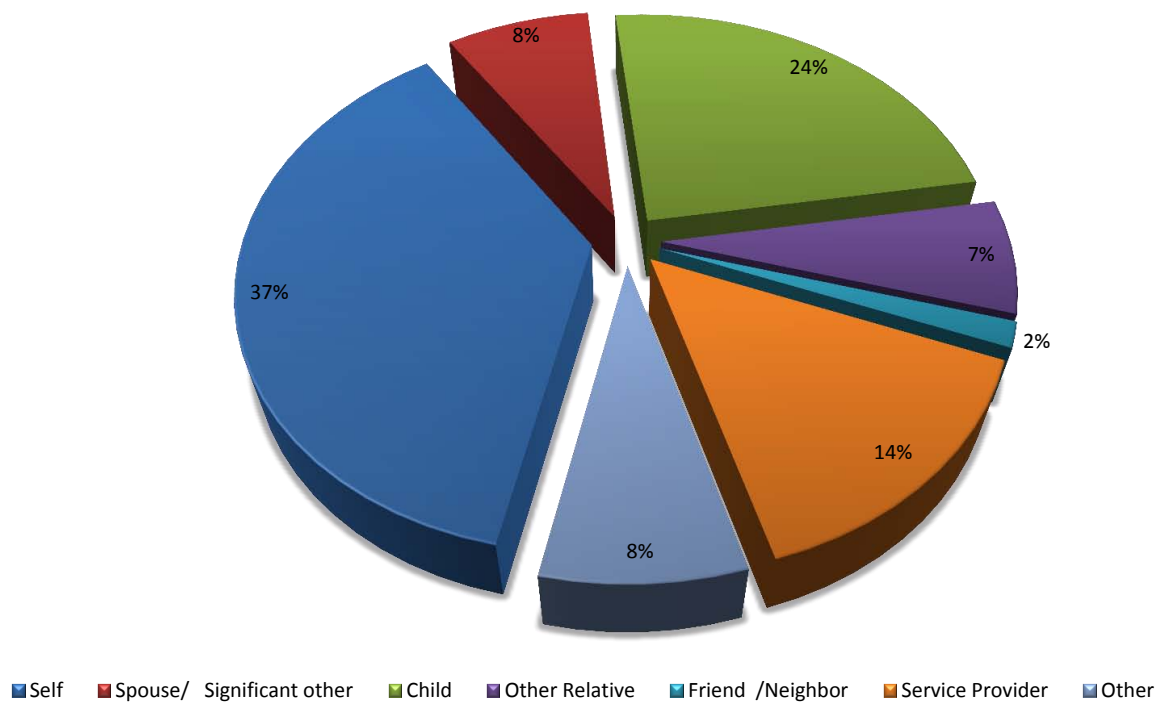
### Percentage Breakdown of Incidents Committed Against Older Persons

■ Abuse
 ■ Neglect
 ■ Self Neglect
 ■ Exploitation
 ■ Isolation

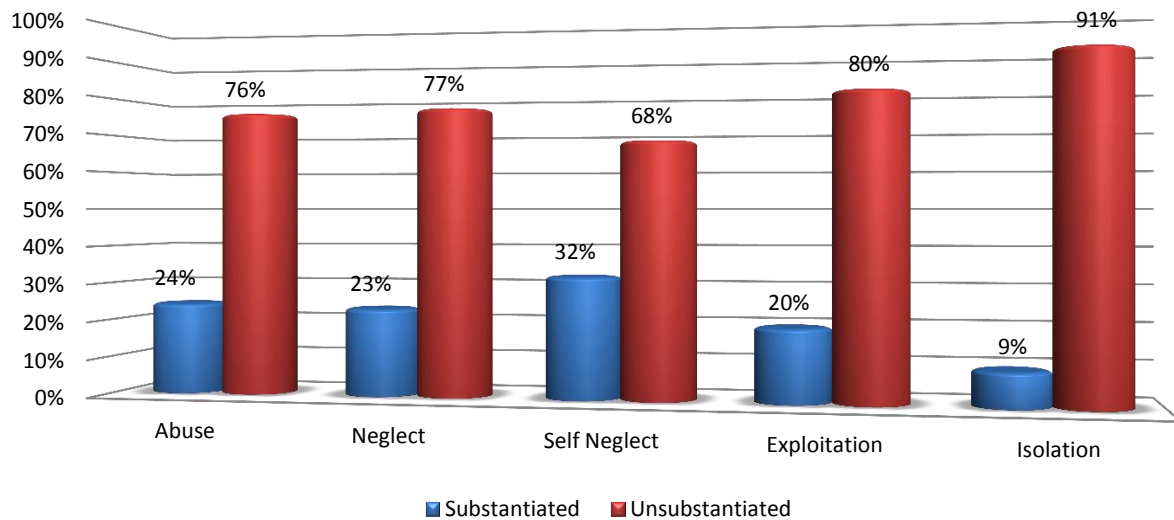


County	Self	Spouse/ Significant other	Child	Other Relative	Friend /Neighbor	Service Provider	Other	Total
Carson City	95	20	61	18	4	37	20	255
Churchill	24	2	19	5	2	12	7	71
Clark	955	250	767	364	175	369	125	3,005
Douglas	44	7	23	7	5	8	5	99
Elko	23	6	13	6	0	12	1	61
Esmeralda	0	0	0	0	0	0	0	0
Eureka	0	1	1	1	0	0	1	4
Humboldt	17	5	10	5	1	1	1	40
Lander	7	0	2	2	0	0	1	12
Lincoln	1	1	4	0	0	3		9
Lyon	63	24	26	15	3	12	11	154
Mineral	16	1	4	1	1	3	0	26
Nye	49	18	27	14	10	10	8	136
Pershing	6	0	4	2	0	0	0	12
Storey	1	0	1	1	0	0	0	3
Washoe	521	121	242	103	47	125	103	1,262
White Pine	10	1	4	4	0	7	1	27
<b>Statewide Total</b>	<b>1,832</b>	<b>457</b>	<b>1,208</b>	<b>548</b>	<b>248</b>	<b>599</b>	<b>284</b>	<b>5,176</b>

### Offenders' Relationship to Victim



## 2013 Investigations: Substantiated vs. Unsubstantiated



County	Abuse	Neglect	Self Neglect	Exploitation	Isolation	Total	Percentage
Carson City	46	58	97	48	6	255	
Substantiated	20	19	48	12	1	100	39%
Unsubstantiated	26	39	49	36	5	155	61%
Churchill	18	13	24	17	1	73	
Substantiated	9	5	13	4	0	31	42%
Unsubstantiated	9	8	11	13	1	42	58%
Clark	744	694	965	715	86	3,204	
Substantiated	118	129	188	82	2	519	16%
Unsubstantiated	626	565	777	633	84	2,685	84%
Douglas	19	20	44	23	3	109	
Substantiated	7	8	17	11	1	44	40%
Unsubstantiated	12	12	27	12	2	65	60%
Elko	8	16	23	14	2	63	
Substantiated	0	5	4	1	0	10	16%
Unsubstantiated	8	11	19	13	2	53	84%
Esmeralda	0	0	0	0	0	0	
Substantiated	0	0	0	0	0	0	0%
Unsubstantiated	0	0	0	0	0	0	0%
Eureka	1	2	0	1	0	4	
Substantiated	1	0	0	0	0	1	25%
Unsubstantiated	0	2	0	1	0	3	75%
Humboldt	6	9	18	8	1	42	
Substantiated	0	1	8	2	0	11	26%
Unsubstantiated	6	8	10	6	1	31	74%
Lander	1	3	7	1	0	12	
Substantiated	1	1	4	0	0	6	50%
Unsubstantiated	0	2	3	1	0	6	50%
Lincoln	4	4	1	3	1	13	
Substantiated	2	2	0	1	0	5	38%
Unsubstantiated	2	2	1	2	1	8	62%

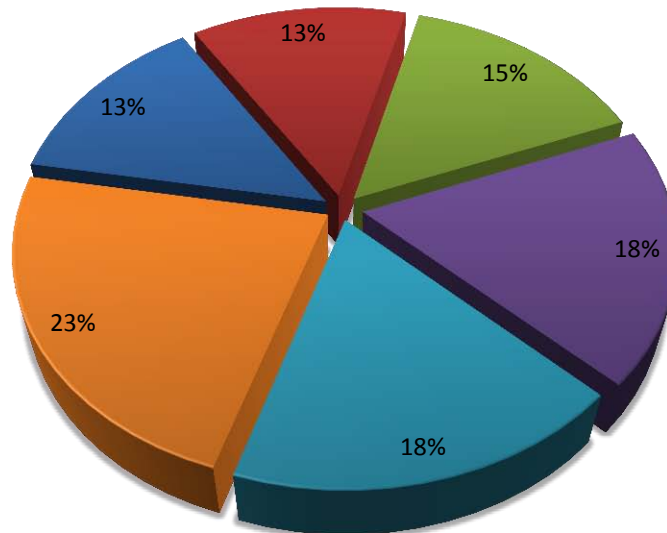
County	Abuse	Neglect	Self Neglect	Exploitation	Isolation	Total	Percentage
Lyon	39	36	64	25	4	168	
Substantiated	17	10	30	7	0	64	38%
Unsubstantiated	22	26	34	18	4	104	62%
Mineral	5	4	16	3	2	30	
Substantiated	0	2	9	1	0	12	40%
Unsubstantiated	5	2	7	2	2	18	60%
Nye	25	35	51	31	6	148	
Substantiated	2	6	9	3	0	20	14%
Unsubstantiated	23	29	42	28	6	128	86%
Pershing	1	3	6	3	0	13	
Substantiated	0	1	3	1	0	5	38%
Unsubstantiated	1	2	3	2	0	8	62%
Storey	1	0	1	1	0	3	
Substantiated	0	0	0	0	0	0	0%
Unsubstantiated	1	0	1	1	0	3	100%
Washoe	282	257	543	241	27	1,350	
Substantiated	115	77	267	95	9	563	42%
Unsubstantiated	167	180	276	146	18	787	58%
White Pine	5	7	11	4	0	27	
Substantiated	1	5	3	2	0	11	41%
Unsubstantiated	4	2	8	2	0	16	59%
<b>Statewide Total</b>	<b>1,205</b>	<b>1,161</b>	<b>1,871</b>	<b>1,138</b>	<b>139</b>	<b>5,514</b>	
<b>Substantiated</b>	<b>293</b>	<b>271</b>	<b>603</b>	<b>222</b>	<b>13</b>	<b>1,402</b>	<b>25%</b>
<b>Unsubstantiated</b>	<b>912</b>	<b>890</b>	<b>1,268</b>	<b>916</b>	<b>126</b>	<b>4,112</b>	<b>75%</b>

Total Breakdown	Abuse	Neglect	Self Neglect	Exploitation	Isolation	Total	
<b>Substantiated</b>	24%	23%	32%	20%	9%	<b>25%</b>	
<b>Unsubstantiated</b>	76%	77%	68%	80%	91%	<b>75%</b>	

County	60-65	66-70	71-75	76-80	81-85	86-plus	Total
Carson City	22	21	24	36	51	54	208
Churchill	5	12	6	6	15	19	63
Clark	346	333	391	473	462	576	2,581
Douglas	14	2	17	16	17	18	84
Elko	5	8	6	11	11	13	54
Esmeralda	0	0	0	0	0	0	0
Eureka		1	0	1	1	0	3
Humboldt	4	6	6	7	3	6	32
Lander	3	1	0	0	3	2	9
Lincoln	1	0	1	4	0	3	9
Lyon	17	19	25	29	22	23	135
Mineral	3	4	3	5	7	2	24
Nye	17	17	10	26	23	24	117
Pershing	0	0	1	1	2	6	10
Storey	0	0	0	0	1	1	2
Washoe	148	149	161	185	171	255	1,069
White Pine	1	3	7	2	0	8	21
<b>Statewide Total</b>	<b>586</b>	<b>576</b>	<b>658</b>	<b>802</b>	<b>789</b>	<b>1,010</b>	<b>4,421</b>

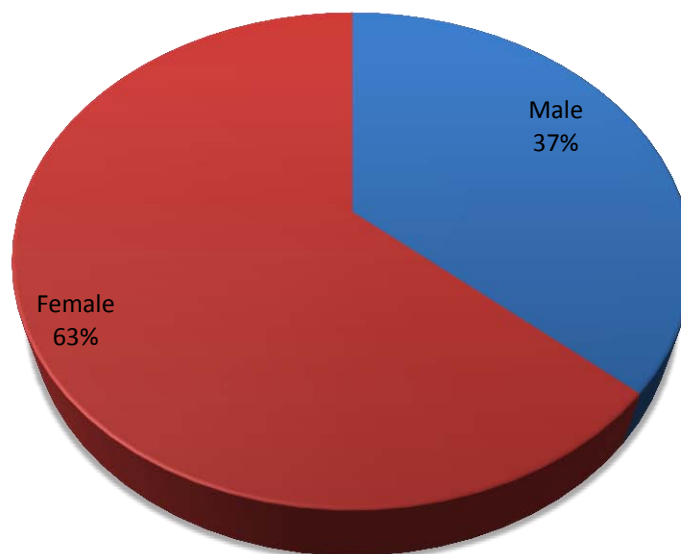
### Percentage Breakdown of Victim's Age

■ 60-65 
 ■ 66-70 
 ■ 71-75 
 ■ 76-80 
 ■ 81-85 
 ■ 86-plus



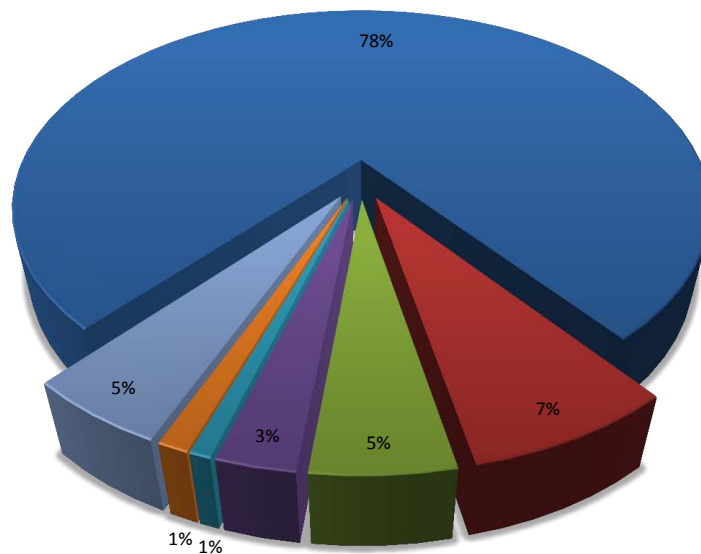
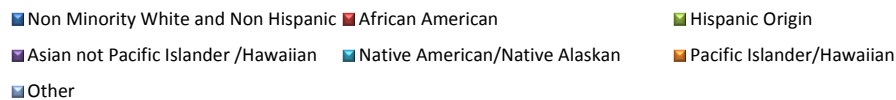
County	Male	Female	Total
Carson City	58	150	208
Churchill	24	39	63
Clark	928	1,653	2,581
Douglas	24	60	84
Elko	20	34	54
Esmeralda	0	0	0
Eureka	1	2	3
Humboldt	18	14	32
Lander	6	3	9
Lincoln	3	6	9
Lyon	43	92	135
Mineral	8	16	24
Nye	39	78	117
Pershing	5	5	10
Storey	1	1	2
Washoe	429	640	1,069
White Pine	7	14	21
<b>Statewide Total</b>	<b>1,614</b>	<b>2,807</b>	<b>4,421</b>

### Victim's Gender by County



County	Non Minority White and Non Hispanic	African American	Hispanic Origin	Asian not Pacific Islander /Hawaiian	Native American /Native Alaskan	Pacific Islander/ Hawaiian	Other	Total
Carson City	191	1	3	5	1	1	6	208
Churchill	55	0	4	0	3	1	0	63
Clark	1,834	296	154	96	15	37	149	2,581
Douglas	78	0	3	0	0	0	3	84
Elko	43	1	4	1	1	1	3	54
Esmeralda	0	0	0	0	0	0	0	0
Eureka	1	0	0	0	1	0	1	3
Humboldt	27	0	2	2	0	1	0	32
Lander	9	0	0	0	0	0	0	9
Lincoln	9	0	0	0	0	0	0	9
Lyon	128	2	4	0	0	0	1	135
Mineral	18	0	3	0	1	0	2	24
Nye	101	6	3	2	1	1	3	117
Pershing	9	0	0	0	1	0	0	10
Storey	1	0	1	0	0	0	0	2
Washoe	906	27	42	18	10	7	59	1,069
White Pine	19	0	1	1	0	0	0	21
<b>Statewide Total</b>	<b>3,429</b>	<b>333</b>	<b>224</b>	<b>125</b>	<b>34</b>	<b>49</b>	<b>227</b>	<b>4,421</b>

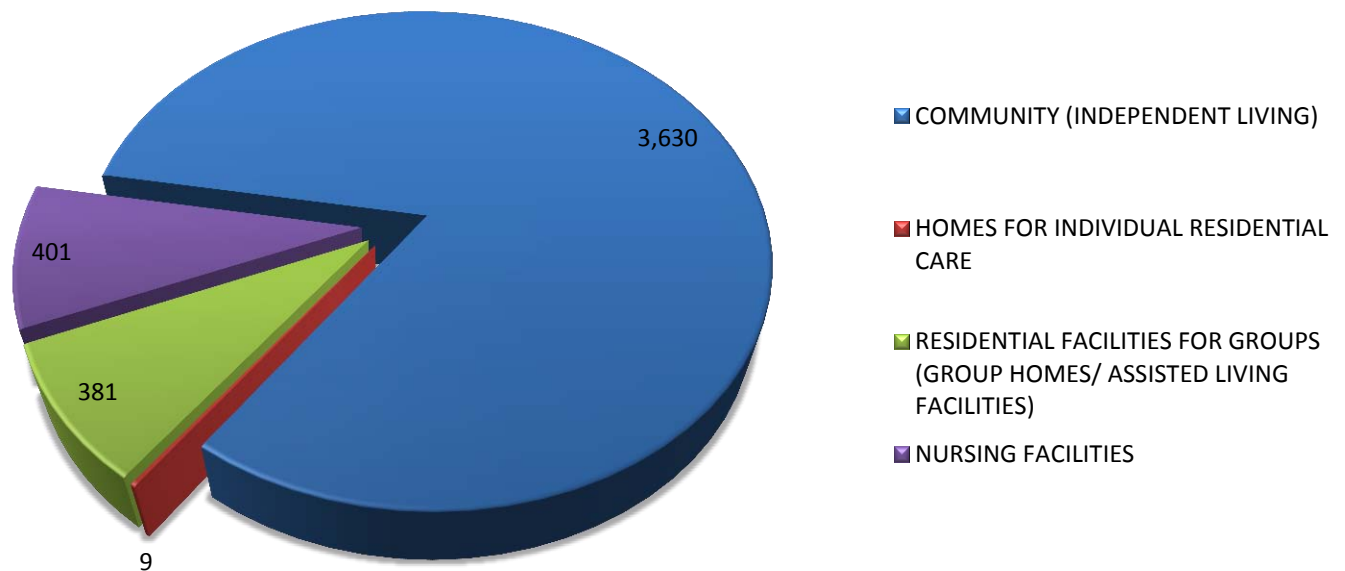
### Race Breakdown of Older Persons





COUNTY	COMMUNITY (INDEPENDENT LIVING)	HOMES FOR INDIVIDUAL RESIDENTIAL CARE	RESIDENTIAL FACILITIES FOR GROUPS (GROUP HOMES/ ASSISTED LIVING FACILITIES)	NURSING FACILITIES	TOTAL
Carson City	152	0	41	15	208
Churchill	44	0	6	13	63
Clark	2,106	8	227	240	2,581
Douglas	71	0	6	7	84
Elko	39	0	2	13	54
Esmeralda	0	0	0	0	0
Eureka	2	0	0	1	3
Humboldt	31	0	0	1	32
Lander	6	0	2	1	9
Lincoln	4	0	0	5	9
Lyon	125	0	1	9	135
Mineral	21	0	0	3	24
Nye	97	0	8	12	117
Pershing	8	0	0	2	10
Storey	2	0	0	0	2
Washoe	909	1	88	71	1,069
White Pine	13	0	0	8	21
<b>Statewide Total</b>	<b>3,630</b>	<b>9</b>	<b>381</b>	<b>401</b>	<b>4,421</b>

## Client Residence Type





**This concludes our publication.**

**Thank you for taking the time to read *Crime in Nevada*.  
If you require further information you can contact us at:**

**Nevada Department of Public Safety  
General Services Division  
333 West Nye Lane Suite 100  
Carson City, NV 89706  
(775) 684-6262  
<http://www.nvrepository.state.nv.us>**